


# Wire Wound Chip Common Mode Choke Coil – SDCW Series

Operating Temp. : -40°C~+85°C



## FEATURES

- Winding type realizes small size and low profile
- Prevention of common mode noise at high frequency
- 30Ω~2200Ω are optional for different noise level and signal frequency
- Excellent solderability

## APPLICATIONS

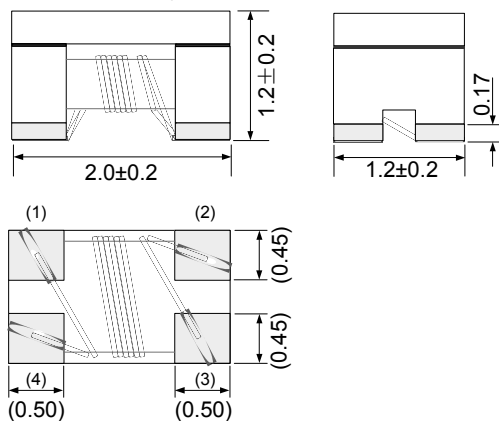
- USB2.0 of PC, peripheral equipments, small digital AV equipments, etc.
- LVDS lines of Note PC, LCD
- Audio lines

## PRODUCT IDENTIFICATION

<u>SDCW</u> ①	<u>2012</u> ②	<u>-2</u> ③	<u>-900</u> ④	<u>T</u> ⑤	<u>F</u> ⑥							
①	②	③	④	⑤	⑥							
<table border="1"> <tr><th>Type</th></tr> <tr><td>Winding Type Common Mode Choke Coil</td></tr> </table>		Type	Winding Type Common Mode Choke Coil	<table border="1"> <tr><th>External Dimensions (L×W) (mm)</th></tr> <tr><td>2012 [0805]      2.0×1.2</td></tr> <tr><td>3216 [1206]      3.2×1.6</td></tr> </table>		External Dimensions (L×W) (mm)	2012 [0805]      2.0×1.2	3216 [1206]      3.2×1.6	<table border="1"> <tr><th>Number of Lines</th></tr> <tr><td>2</td></tr> </table>		Number of Lines	2
Type												
Winding Type Common Mode Choke Coil												
External Dimensions (L×W) (mm)												
2012 [0805]      2.0×1.2												
3216 [1206]      3.2×1.6												
Number of Lines												
2												
<table border="1"> <tr><th>Impedance</th></tr> <tr><td>Example      Nominal Value</td></tr> <tr><td>900              90Ω</td></tr> </table>		Impedance	Example      Nominal Value	900              90Ω	<table border="1"> <tr><th>Packing</th></tr> <tr><td>T              Tape &amp; Reel</td></tr> </table>		Packing	T              Tape & Reel	<table border="1"> <tr><th>Hazardous Substance Free Products</th></tr> <tr><td>F</td></tr> </table>		Hazardous Substance Free Products	F
Impedance												
Example      Nominal Value												
900              90Ω												
Packing												
T              Tape & Reel												
Hazardous Substance Free Products												
F												

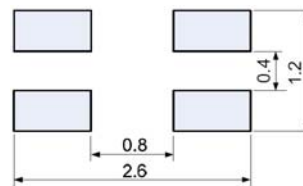
## SHAPE AND DIMENSIONS

SDCW2012 Type



Recommended Land Pattern

Unit: mm

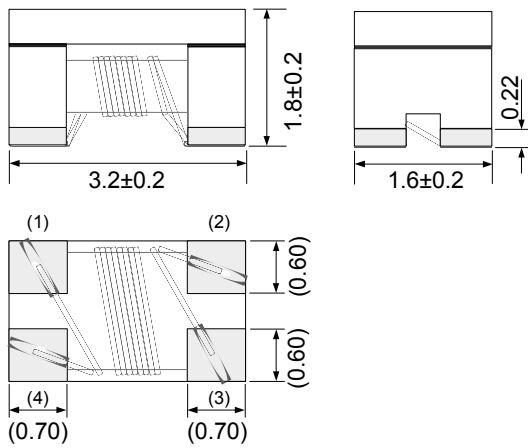


## SHAPE AND DIMENSIONS



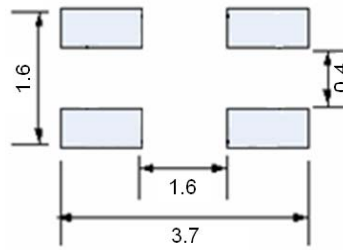
Specifications subject to change without notice. Please check our website for latest information. Revised 2018/04/15

### SDCW3216 Type



Recommended Land Pattern

Unit: mm



## SPECIFICATIONS

### SDCW2012 TYPE

Part Number	Common Mode Impedance @100MHz	Max. DC Resistance	Max. Rated Current	Rated Voltage	Min. Insulation Resistance
Units	$\Omega$	$\Omega$	mA	Volts	M $\Omega$
Symbol	Z	DCR	I <sub>r</sub>	V <sub>DC</sub>	IR
SDCW2012-2-300TF	30±25%	0.20	450	50	10
SDCW2012-2-670TF	67±25%	0.25	400	50	10
SDCW2012-2-900TF	90±25%	0.35	330	50	10
SDCW2012-2-121TF	120±25%	0.30	370	50	10
SDCW2012-2-181TF	180±25%	0.35	330	50	10
SDCW2012-2-201TF	200±25%	0.40	300	50	10
SDCW2012-2-221TF	220±25%	0.40	300	50	10
SDCW2012-2-261TF	260±25%	0.40	300	50	10
SDCW2012-2-361TF	360±25%	0.45	280	50	10
SDCW2012-2-371TF	370±25%	0.45	280	50	10
SDCW2012-2-601TF	600±25%	0.55	200	50	10
SDCW2012-2-751TF	750±25%	0.70	180	50	10
SDCW2012-2-901TF	900±25%	0.80	150	50	10
SDCW2012-2-102TF	1000±25%	0.80	150	50	10

### SDCW3216 TYPE

Part Number	Common Mode Impedance @100MHz	Max. DC Resistance	Max. Rated Current	Rated Voltage	Min. Insulation Resistance
Units	$\Omega$	$\Omega$	mA	Volts	M $\Omega$
Symbol	Z	DCR	I <sub>r</sub>	V <sub>DC</sub>	IR
SDCW3216-2-900TF	90±25%	0.30	370	50	20
SDCW3216-2-161TF	160±25%	0.40	340	50	10
SDCW3216-2-261TF	260±25%	0.50	310	50	10
SDCW3216-2-601TF	600±25%	0.80	260	50	10
SDCW3216-2-102TF	1000±25%	1.00	230	50	10
SDCW3216-2-222TF	2200±25%	1.20	200	50	10

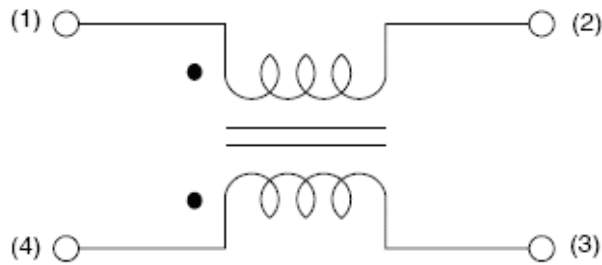
※: Products with other electrical characteristics can be provided upon customer's request. Please contact your local sales.

## EQUIVALENT CIRCUIT



Specifications subject to change without notice. Please check our website for latest information. Revised 2018/04/15

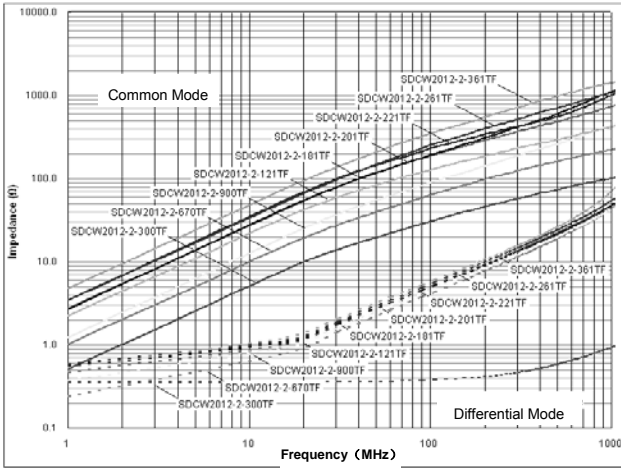
Sunlord Industrial Park, Dafuyuan Industrial Zone, Guanlan, Shenzhen, China 518110 Tel: 0086-755-29832660 Fax: 0086-755-82269029 E-Mail: sunlord@sunlordinc.com



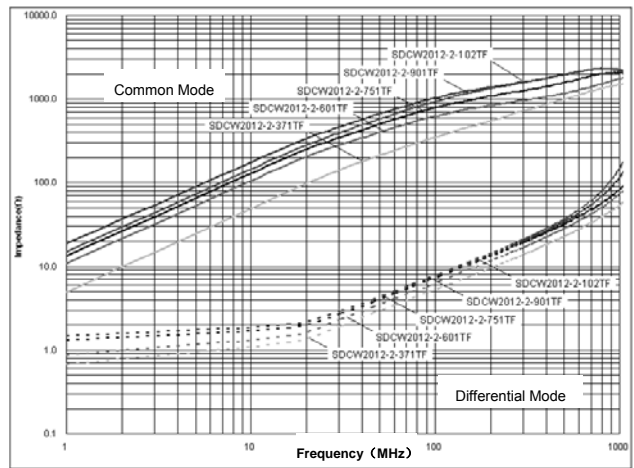
## TYPICAL ELECTRICAL CHARACTERISTICS

Impedance vs. Frequency

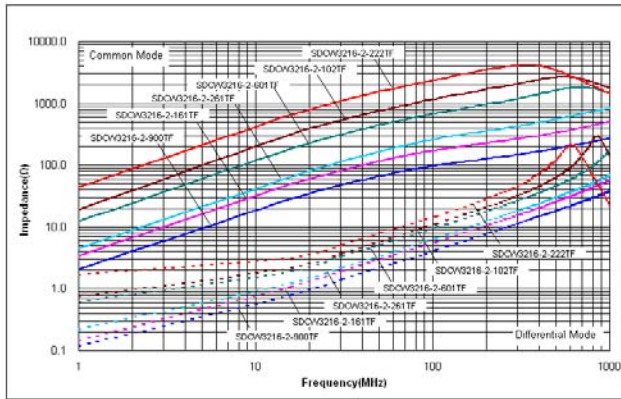
SDCW2012 TYPE  
(30~360Ω)



SDCW2012 TYPE  
(370~1000Ω)



SDCW3216 TYPE  
(90~2200Ω)



## X-ON Electronics

Largest Supplier of Electrical and Electronic Components

*Click to view similar products for [Common Mode Chokes / Filters](#) category:*

*Click to view products by [Sunlord](#) manufacturer:*

Other Similar products are found below :

[RGCMF1210900H3T](#) [B82722A2102N001](#) [UAL21V07012500](#) [UAL24VR06500CH](#) [UALSC0220G0000](#) [UALSC058000000](#)  
[UALSC0580J0000](#) [UALSC1520JH000](#) [UALSU10VR15019](#) [UALSU10VR20010](#) [UALSU16VD30030](#) [UALSU16VD40010](#)  
[UALSU9H0305000](#) [UALSU9HF030600](#) [UALSU9HF060300](#) [UALSU9HR050340](#) [UALSU9VD070100](#) [UALSU9VR070170](#) [5701610000](#)  
[CM7060M132R-10](#) [UALW21HS200290](#) [UALW21HS072450](#) [UALSU9VD070400](#) [UALSU9V0701000](#) [UALSU9HR030900](#)  
[UALSU9HF050500](#) [UALSU9H0701000](#) [UALSU9H0208000](#) [UALSU9H0110000](#) [UALSCF25081300](#) [UALSC0305GS000](#)  
[UALSC0120G0000](#) [UAL24VK06450CH](#) [UAL11VL1105000](#) [RN112-3.6-02-0M4](#) [RN114-1.2-02-10M](#) [RN122-0.6-02-47M](#) [RN122-3-02-4M5](#)  
[RN142-1-02-33M](#) [RN214-2.5-02-3M3](#) [RN112-2-02-1M0](#) [RN143-6-02-1M8](#) [RN214-0.8-02-27M](#) [RN242-1.4-02-27M](#) [EXC-X4CH120X](#)  
[DLW5BTM102TQ2L](#) [CMF16-153131](#) [CMF23H-273141](#) [744252510](#) [B82793C0253N201](#)