


Wire Wound Chip Common Mode Choke Coil – SDCW-S Series

Operating Temp. : -40°C~+85°C



FEATURES

- Winding type realizes small size and low profile
- Prevention of common mode noise at high Frequency
- 25Ω~220Ω are optional for different noise level and signal frequency
- Excellent solderability

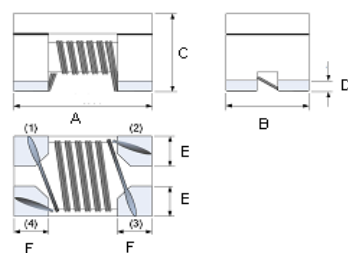
APPLICATIONS

- USB2.0 of IEEE1394, PC, peripheral equipments, small digital AV equipments, etc.
- LVDS lines of Note PC, LCD
- Audio lines

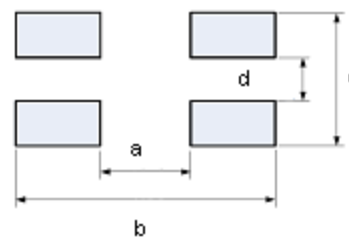
PRODUCT IDENTIFICATION

<u>SDCW</u> ①	<u>1608</u> ②	<u>S</u> ③	<u>-2</u> ④	<u>-900</u> ⑤	<u>T</u> ⑥	<u>F</u> ⑦
① Type SDCW Winding Type Common Mode Choke Coil		② External Dimensions (L×W) (mm) 1210[0504] 1.2×1.0 1608[0603] 1.6×0.8 2520[1008] 2.5×2.0 3225[1210] 3.2×2.5 4532[1812] 4.5×3.2		③ Code S Standard		
④ Number of Lines 2		⑤ Impedance Example Nominal Value 900 90Ω		⑦ Hazardous Substance Free Products F		
⑥ Packing T Tape & Reel						

SHAPE AND DIMENSIONS



Recommended Land Pattern



Unit: mm

Series	A	B	C	D Max.	E Typ.	F Typ.	a Typ.	b Typ.	c Typ.	d Typ.
SDCW1210	1.2±0.2	1.0±0.2	0.8±0.1	0.10	0.36	0.33	0.50	1.55	1.00	0.30
SDCW1608	1.6±0.1	0.8±0.1	1.1±0.1	0.10	0.25	0.33	0.73	1.89	0.85	0.25
SDCW2520	2.5±0.2	2.0±0.2	1.2±0.2	0.20	0.60	0.45	1.20	3.20	2.00	0.60
SDCW3225	3.2±0.2	2.5±0.2	1.8±0.2	0.30	0.80	0.60	2.20	4.00	2.50	0.90
SDCW4532	4.5±0.2	3.2±0.2	2.8±0.2	0.50	1.10	0.80	2.70	5.10	3.20	1.00

SPECIFICATIONS

SDCW1210S TYPE

Part Number	Common Mode Impedance @100MHz	Max. DC Resistance	Max. Rated Current	Rated Voltage	Min. Insulation Resistance
Units	Ω	Ω	mA	Volts	M Ω
Symbol	Z	DCR	I _r	V _{DC}	IR
SDCW1210S-2-200TF	20±25%	0.15	500	20	10
SDCW1210S-2-350TF	35±25%	0.18	430	20	10
SDCW1210S-2-600TF	60±25%	0.30	400	20	10
SDCW1210S-2-900TF	90±25%	0.30	400	20	10
SDCW1210S-2-161TF	160±25%	0.40	260	20	10
SDCW1210S-2-201TF	200±25%	0.40	250	20	10
SDCW1210S-2-361TF	360±25%	0.55	250	20	10

SDCW1608S TYPE

Part Number	Common Mode Impedance @100MHz	Max. DC Resistance	Max. Rated Current	Rated Voltage	Min. Insulation Resistance
Units	Ω	Ω	mA	Volts	M Ω
Symbol	Z	DCR	I _r	V _{DC}	IR
SDCW1608S-2-250TF	25±25%	0.10	500	20	10
SDCW1608S-2-600TF	60±25%	0.20	350	20	10
SDCW1608S-2-900TF	90±25%	0.25	300	20	10
SDCW1608S-2-141TF	140±25%	0.25	300	20	10
SDCW1608S-2-221TF	220±25%	0.25	300	20	10

SDCW2520S TYPE

Part Number	Common Mode Impedance @100MHz	Max. DC Resistance	Max. Rated Current	Rated Voltage	Min. Insulation Resistance
Units	Ω	Ω	mA	Volts	M Ω
Symbol	Z	DCR	I _r	V _{DC}	IR
SDCW2520S-2-301TF	300±25%	0.25	400	50	10
SDCW2520S-2-451TF	450±25%	0.30	350	50	10
SDCW2520S-2-601TF	600±25%	0.38	330	50	10
SDCW2520S-2-102TF	1000±25%	0.50	240	50	10

SDCW3225S TYPE

Part Number	Common Mode Impedance @100MHz	Max. DC Resistance	Max. Rated Current	Rated Voltage	Min. Insulation Resistance
Units	Ω	Ω	mA	Volts	M Ω
Symbol	Z	DCR	I _r	V _{DC}	IR
SDCW3225S-2-800TF	80±25%	0.12	640	50	10
SDCW3225S-2-161TF	160±25%	0.15	480	50	10
SDCW3225S-2-271TF	270±25%	0.25	450	50	10
SDCW3225S-2-102TF	1000±25%	0.35	350	50	10
SDCW3225L-2-601TF	600±25%	0.12	1000	50	10

SDCW4532S TYPE

Part Number	Common Mode Impedance @100MHz	Max. DC Resistance	Max. Rated Current	Rated Voltage	Min. Insulation Resistance
Units	Ω	Ω	mA	Volts	M Ω
Symbol	Z	DCR	I _r	V _{DC}	IR
SDCW4532S-2-331TF	330±25%	0.11	1100	50	10
SDCW4532S-2-601TF	600±25%	0.12	1000	50	10
SDCW4532S-2-801TF	800±25%	0.16	900	50	10



Specifications subject to change without notice. Please check our website for latest information. Revised 2018/04/25

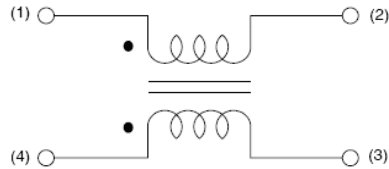
SPECIFICATIONS

SDCW4532S TYPE

Part Number	Common Mode Impedance @100MHz	Max. DC Resistance	Max. Rated Current	Rated Voltage	Min. Insulation Resistance
Units	Ω	Ω	mA	Volts	M Ω
Symbol	Z	DCR	I _r	V _{DC}	IR
SDCW4532S-2-102TF	1000±25%	0.18	800	50	10
SDCW4532S-2-142TF	1400±25%	0.20	700	50	10

※: Products with other electrical characteristics can be provided upon customer's request. Please contact your local sales.

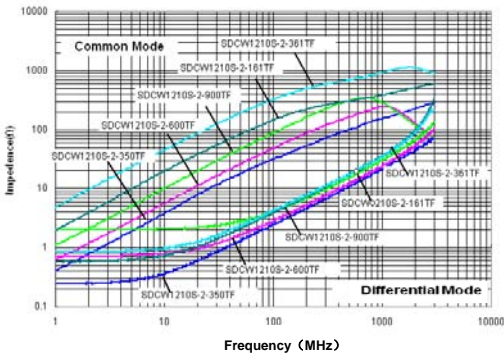
EQUIVALENT CIRCUIT



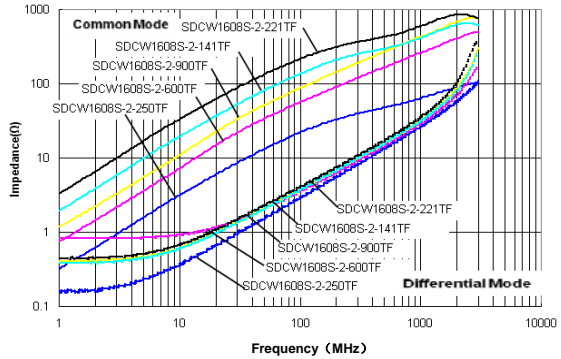
TYPICAL ELECTRICAL CHARACTERISTICS

Impedance vs. Frequency

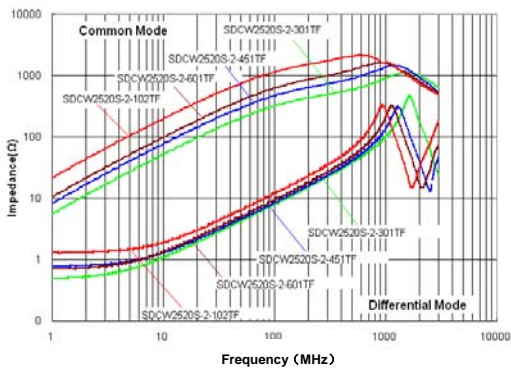
SDCW1210S TYPE



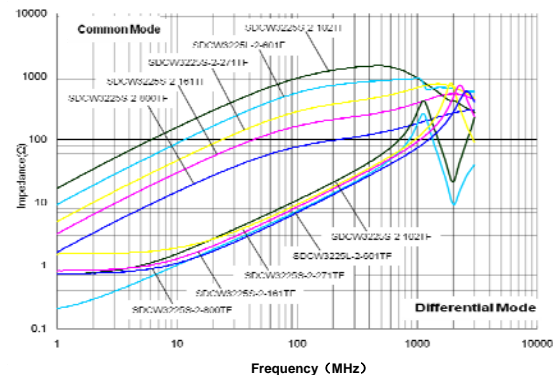
SDCW1608S TYPE



SDCW2520S TYPE



SDCW3225S TYPE



SDCW4532S TYPE

X-ON Electronics

Largest Supplier of Electrical and Electronic Components

Click to view similar products for [Common Mode Chokes / Filters](#) category:

Click to view products by [Sunlord](#) manufacturer:

Other Similar products are found below :

[RGCMF1210900H3T](#) [B82722A2102N001](#) [UAL21V07012500](#) [UAL24VR06500CH](#) [UALSC0220G0000](#) [UALSC058000000](#)
[UALSC0580J0000](#) [UALSC1520JH000](#) [UALSU10VR15019](#) [UALSU10VR20010](#) [UALSU16VD30030](#) [UALSU16VD40010](#)
[UALSU9H0305000](#) [UALSU9HF030600](#) [UALSU9HF060300](#) [UALSU9HR050340](#) [UALSU9VD070100](#) [UALSU9VR070170](#) [5701610000](#)
[CM7060M132R-10](#) [UALW21HS200290](#) [UALW21HS072450](#) [UALSU9VD070400](#) [UALSU9V0701000](#) [UALSU9HR030900](#)
[UALSU9HF050500](#) [UALSU9H0701000](#) [UALSU9H0208000](#) [UALSU9H0110000](#) [UALSCF25081300](#) [UALSC0305GS000](#)
[UALSC0120G0000](#) [UAL24VK06450CH](#) [UAL11VL1105000](#) [RN112-3.6-02-0M4](#) [RN114-1.2-02-10M](#) [RN122-0.6-02-47M](#) [RN122-3-02-4M5](#)
[RN142-1-02-33M](#) [RN214-2.5-02-3M3](#) [RN112-2-02-1M0](#) [RN143-6-02-1M8](#) [RN214-0.8-02-27M](#) [RN242-1.4-02-27M](#) [EXC-X4CH120X](#)
[DLW5BTM102TQ2L](#) [CMF16-153131](#) [CMF23H-273141](#) [744252510](#) [B82793C0253N201](#)