


Multilayer Chip Ferrite Inductor – SDFL Series

Operating Temp. : -40°C~+85°C



FEATURES

- Monolithic structure for high reliability
- Compact size inductor possible
- No cross coupling due to magnetic shield
- Perfect shape for mounting with no directionality
- Excellent solderability and high heat resistance for reflow soldering or wave soldering

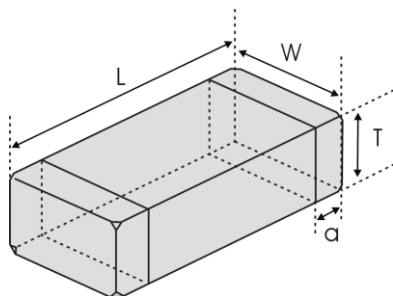
APPLICATIONS

- Widely use in Communications, Video and audio equipment, Computer, Remote control, etc.

PRODUCT IDENTIFICATION

<u>SDFL</u> ①	<u>1608</u> ②	<u>Q</u> ③	<u>1R0</u> ④	<u>K</u> ⑤	<u>T</u> ⑥	<u>F</u> ⑦
① Type SDFL Chip Ferrite Inductor		② External Dimensions (LxW) (mm) 1005 [0402] 1.0x0.5 1608 [0603] 1.6x0.8 2012 [0805] 2.0x1.25 3216 [1206] 3.2x1.6			③ Material Code L, P, Q, S, T	
			④ Nominal Inductance Example Nominal Value 47N 0.047μH R10 0.1μH 1R0 1.0μH ※R= decimal point, N=nH	⑤ Inductance Tolerance I ±7% K ±10% L ±15% M ±20%	⑥ Packing T Tape & Reel	⑦ Hazardous Substance Free Products F

SHAPE AND DIMENSIONS



Unit: mm [inch]

Type	L	W	T	a
SDFL1005 [0402]	1.0±0.15 [.039±.006]	0.5±0.15 [.020±.006]	0.5±0.15 [.020±.006]	0.25±0.1 [.010±.004]
SDFL1608 [0603]	1.6±0.15 [.063±.006]	0.8±0.15 [.031±.006]	0.8±0.15 [.031±.006]	0.3±0.2 [.012±.008]
SDFL2012 [0805]	2.0 (+0.3, -0.1) [.079 (+.012, -.004)]	1.25±0.2 [.049±.008]	0.85±0.2 [.033±.008] 1.25±0.2 [.049±.008]	0.5±0.3 [.020±.012]
SDFL3216 [1206]	3.2±0.2 [.126±.008]	1.6±0.2 [.063±.008]	0.85±0.2 [.033±.008] 1.1±0.2 [.043±.008]	0.5±0.3 [.020±.012]

SPECIFICATIONS

SDFL1005 Series

Part Number	Inductance	Min. Quality Factor	L, Q Test Freq./L/Q	Min. Self-resonant Frequency	Max. DC Resistance	Max. Rated Current	Thickness
Units	μH	-	MHz	MHz	Ω	mA	mm [inch]
Symbol	L	Q	Freq.	S.R.F	DCR	I _r	T
SDFL1005L47N□TF	0.047	10	50	220	0.45	25	0.5±0.15 [.020±.006]
SDFL1005L68N□TF	0.068	10	50	210	0.45	25	
SDFL1005L82N□TF	0.082	10	50	200	0.45	25	
SDFL1005LR10□TF	0.1	10	25	200	0.8	25	
SDFL1005LR12□TF	0.12	10	25	165	0.8	25	
SDFL1005LR15□TF	0.15	10	25	140	0.9	25	
SDFL1005LR18□TF	0.18	10	25	120	0.9	25	
SDFL1005LR22□TF	0.22	10	25	110	1.2	25	
SDFL1005LR27□TF	0.27	15	25	95	1.2	25	
SDFL1005LR33□TF	0.33	15	25	85	1.25	18	
SDFL1005QR39□TF	0.39	20	10	85	0.6	15	
SDFL1005QR47□TF	0.47	20	10	80	0.7	15	
SDFL1005QR56□TF	0.56	20	10	75	0.8	15	
SDFL1005QR68□TF	0.68	20	10	70	0.9	15	
SDFL1005QR82□TF	0.82	20	10	65	0.9	15	
SDFL1005P1R0□TF	1.0	20	10	60	1.0	15	
SDFL1005P1R2□TF	1.2	20	10	55	1.25	15	
SDFL1005P1R5□TF	1.5	20	10	50	1.4	15	
SDFL1005P1R8□TF	1.8	20	10	45	1.55	15	
SDFL1005P2R2□TF	2.2	20	10	40	1.7	10	
SDFL1005Q1R0□TF	1.0	20	10	40	0.9	15	
SDFL1005Q1R2□TF	1.2	20	10	35	1.2	15	
SDFL1005Q1R5□TF	1.5	20	10	30	1.2	15	
SDFL1005Q1R8□TF	1.8	20	10	30	1.45	15	
SDFL1005Q2R2□TF	2.2	20	10	28	1.7	10	
SDFL1005Q2R7□TF	2.7	20	10	28	2.4	10	
SDFL1005Q3R3□TF	3.3	20	10	28	2.7	10	

SDFL1608 Series

Part Number	Inductance	Min. Quality Factor	L, Q Test Freq./L/Q	Min. Self-resonant Frequency	Max. DC Resistance	Max. Rated Current	Thickness
Units	μH	-	MHz	MHz	Ω	mA	mm [inch]
Symbol	L	Q	Freq.	S.R.F	DCR	I _r	T
SDFL1608L47N□TF	0.047	10	50	260	0.3	50	0.8±0.15 [.031±.006]
SDFL1608L68N□TF	0.068	10	50	250	0.3	50	
SDFL1608L82N□TF	0.082	10	50	245	0.3	50	
SDFL1608LR10□TF	0.1	15	25	240	0.5	50	
SDFL1608LR12□TF	0.12	15	25	205	0.5	50	
SDFL1608LR15□TF	0.15	15	25	180	0.6	50	
SDFL1608LR18□TF	0.18	15	25	165	0.6	50	
SDFL1608LR22□TF	0.22	15	25	150	0.8	50	
SDFL1608LR27□TF	0.27	15	25	136	0.8	50	
SDFL1608LR33□TF	0.33	15	25	125	0.85	35	
SDFL1608LR39□TF	0.39	15	25	110	1.0	35	
SDFL1608LR47□TF	0.47	15	25	105	1.35	35	
SDFL1608LR56□TF	0.56	15	25	95	1.55	35	

SPECIFICATIONS

SDFL1608 Series

Part Number	Inductance	Min. Quality Factor	L, Q Test Freq.L/Q	Min. Self-resonant Frequency	Max. DC Resistance	Max. Rated Current	Thickness
Units	μH	-	MHz	MHz	Ω	mA	mm [inch]
Symbol	L	Q	Freq.	S.R.F	DCR	I _r	T
SDFL1608LR68□TF	0.68	15	25	90	1.7	35	0.8±0.15 [.031±.006]
SDFL1608LR82□TF	0.82	15	25	85	2.1	35	
SDFL1608P1R0□TF	1.0	35	10	90	0.6	25	
SDFL1608P1R1□TF	1.1	35	10	90	0.6	25	
SDFL1608P1R2□TF	1.2	35	10	85	0.8	25	
SDFL1608P1R5□TF	1.5	35	10	80	0.8	25	
SDFL1608P1R8□TF	1.8	35	10	75	0.95	25	
SDFL1608P2R2□TF	2.2	35	10	70	1.15	15	
SDFL1608Q1R0□TF	1.0	35	10	75	0.6	25	
SDFL1608Q1R1□TF	1.1	35	10	75	0.6	25	
SDFL1608Q1R2□TF	1.2	35	10	65	0.8	25	
SDFL1608Q1R5□TF	1.5	35	10	60	0.8	25	
SDFL1608Q1R8□TF	1.8	35	10	55	0.95	25	
SDFL1608Q2R2□TF	2.2	35	10	50	1.15	15	
SDFL1608Q2R7□TF	2.7	35	10	45	1.35	15	
SDFL1608Q3R3□TF	3.3	35	10	40	1.55	15	
SDFL1608Q3R9□TF	3.9	35	10	35	1.7	15	
SDFL1608Q4R7□TF	4.7	35	10	33	2.1	15	
SDFL1608S5R6□TF	5.6	35	4	22	1.55	5	
SDFL1608S6R8□TF	6.8	35	4	20	1.7	5	
SDFL1608S8R2□TF	8.2	35	4	18	2.1	5	
SDFL1608S100□TF	10	30	2	17	1.85	3	
SDFL1608S120□TF	12	30	2	15	2.1	3	
SDFL1608T150□TF	15	20	1	14	1.7	1	
SDFL1608T180□TF	18	20	1	13	1.85	1	
SDFL1608T220□TF	22	20	1	11	2.1	1	
SDFL1608T270□TF	27	20	1	10	2.75	1	
SDFL1608T330□TF	33	20	1	9	2.95	1	

SDFL2012 Series

Part Number	Inductance	Min. Quality Factor	L, Q Test Freq.L/Q	Min. Self-resonant Frequency	Max. DC Resistance	Max. Rated Current	Thickness
Units	μH	-	MHz	MHz	Ω	mA	mm [inch]
Symbol	L	Q	Freq.	S.R.F	DCR	I _r	T
SDFL2012L47N□TF	0.047	15	50	320	0.2	300	0.85±0.2 [.033±.008]
SDFL2012L68N□TF	0.068	15	50	280	0.2	300	
SDFL2012L82N□TF	0.082	15	50	255	0.2	300	
SDFL2012LR10□TF	0.1	20	25	235	0.3	250	
SDFL2012LR12□TF	0.12	20	25	220	0.3	250	
SDFL2012LR15□TF	0.15	20	25	200	0.4	250	
SDFL2012LR18□TF	0.18	20	25	185	0.4	250	
SDFL2012LR22□TF	0.22	20	25	170	0.5	250	
SDFL2012LR27□TF	0.27	20	25	150	0.5	250	
SDFL2012LR33□TF	0.33	20	25	145	0.55	250	
SDFL2012LR39□TF	0.39	25	25	135	0.65	200	
SDFL2012LR47□TF	0.47	25	25	125	0.65	200	

SPECIFICATIONS

SDFL2012 Series

Part Number	Inductance	Min. Quality Factor	L, Q Test Freq.L/Q	Min. Self-resonant Frequency	Max. DC Resistance	Max. Rated Current	Thickness
Units	μH	-	MHz	MHz	Ω	mA	mm [inch]
Symbol	L	Q	Freq.	S.R.F	DCR	Ir	T
SDFL2012LR56□TF	0.56	25	25	115	0.75	150	0.85±0.2 [.033±.008]
SDFL2012LR68□TF	0.68	25	25	105	0.8	150	
SDFL2012LR82□TF	0.82	25	25	100	1	150	
SDFL2012P1R0□TF	1.0	45	10	95	0.4	50	
SDFL2012P1R2□TF	1.2	45	10	85	0.5	50	
SDFL2012P1R5□TF	1.5	45	10	80	0.5	50	
SDFL2012P1R8□TF	1.8	45	10	75	0.6	50	
SDFL2012P2R2□TF	2.2	45	10	70	0.65	30	
SDFL2012Q1R0□TF	1.0	45	10	75	0.4	50	
SDFL2012Q1R1□TF	1.1	45	10	65	0.5	50	
SDFL2012Q1R2□TF	1.2	45	10	65	0.5	50	
SDFL2012Q1R5□TF	1.5	45	10	60	0.5	50	
SDFL2012Q1R8□TF	1.8	45	10	55	0.6	50	
SDFL2012Q2R2□TF	2.2	45	10	50	0.65	30	
SDFL2012Q2R4□TF	2.4	45	10	47	0.70	30	
SDFL2012Q2R7□TF	2.7	45	10	45	0.75	30	
SDFL2012Q3R3□TF	3.3	45	10	41	0.8	30	
SDFL2012Q3R9□TF	3.9	45	10	38	0.9	30	
SDFL2012Q4R7□TF	4.7	45	10	35	1	30	
SDFL2012S5R6□TF	5.6	50	4	32	0.9	15	
SDFL2012S6R8□TF	6.8	50	4	29	1	15	
SDFL2012S8R2□TF	8.2	50	4	26	1.1	15	
SDFL2012S100□TF	10	50	2	24	1.15	15	
SDFL2012S120□TF	12	50	2	22	1.25	15	
SDFL2012T150□TF	15	30	1	19	0.8	5	
SDFL2012T180□TF	18	30	1	18	0.9	5	
SDFL2012T220□TF	22	30	1	16	1.1	5	
SDFL2012T270□TF	27	30	1	14	1.15	5	
SDFL2012T330□TF	33	30	0.4	13	1.25	5	1.25±0.2 [.049±.008]
SDFL2012T390□TF	39	35	2	8	2.9	4	
SDFL2012T470□TF	47	35	2	7.5	3	4	

SDFL3216 Series

Part Number	Inductance	Min. Quality Factor	L, Q Test Freq.L/Q	Min. Self-resonant Frequency	Max. DC Resistance	Max. Rated Current	Thickness
Units	μH	-	MHz	MHz	Ω	mA	mm [inch]
Symbol	L	Q	Freq.	S.R.F	DCR	Ir	T
SDFL3216L47N□TF	0.047	20	50	320	0.15	300	0.85±0.2 [.033±.008]
SDFL3216L68N□TF	0.068	20	50	280	0.25	300	
SDFL3216LR10□TF	0.1	20	25	235	0.25	250	
SDFL3216LR12□TF	0.12	20	25	220	0.3	250	
SDFL3216LR15□TF	0.15	20	25	200	0.3	250	
SDFL3216LR18□TF	0.18	20	25	185	0.4	250	
SDFL3216LR22□TF	0.22	20	25	170	0.4	250	
SDFL3216LR27□TF	0.27	20	25	150	0.5	250	
SDFL3216LR33□TF	0.33	20	25	145	0.6	250	
SDFL3216LR39□TF	0.39	25	25	135	0.5	200	

SPECIFICATIONS

SDFL3216 Series

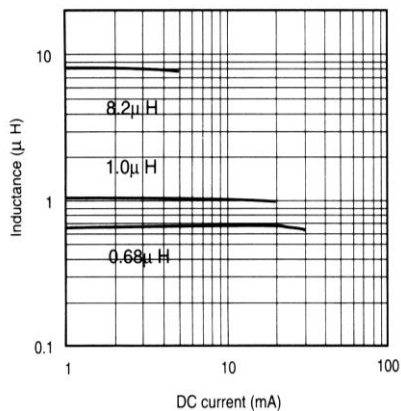
Part Number	Inductance	Min. Quality Factor	L, Q Test Freq.L/Q	Min. Self-resonant Frequency	Max. DC Resistance	Max. Rated Current	Thickness
Units	μH	-	MHz	MHz	Ω	mA	mm [inch]
Symbol	L	Q	Freq.	S.R.F	DCR	I _r	T
SDFL3216LR47□TF	0.47	25	25	125	0.6	200	0.85±0.2 [.033±.008]
SDFL3216LR56□TF	0.56	25	25	115	0.7	150	
SDFL3216LR68□TF	0.68	25	25	105	0.8	150	
SDFL3216LR82□TF	0.82	25	25	100	0.9	150	
SDFL3216Q1R0□TF	1.0	45	10	75	0.4	100	
SDFL3216Q1R2□TF	1.2	45	10	65	0.5	100	
SDFL3216Q1R5□TF	1.5	45	10	60	0.5	50	
SDFL3216Q1R8□TF	1.8	45	10	55	0.5	50	
SDFL3216Q2R2□TF	2.2	45	10	50	0.6	50	
SDFL3216Q2R7□TF	2.7	45	10	45	0.6	50	
SDFL3216Q3R3□TF	3.3	45	10	41	0.7	50	
SDFL3216Q3R9□TF	3.9	45	10	38	0.8	50	
SDFL3216Q4R7□TF	4.7	45	10	35	0.9	50	
SDFL3216S5R6□TF	5.6	50	4	32	0.7	25	
SDFL3216S6R8□TF	6.8	50	4	29	0.8	25	
SDFL3216S8R2□TF	8.2	50	4	26	0.9	25	
SDFL3216S100□TF	10	50	2	24	1	25	
SDFL3216S120□TF	12	50	2	22	1.05	15	
SDFL3216T150□TF	15	35	1	19	0.7	5	
SDFL3216T180□TF	18	35	1	18	0.7	5	
SDFL3216T220□TF	22	35	1	16	0.9	5	
SDFL3216T270□TF	27	35	1	14	0.9	5	
SDFL3216T330□TF	33	35	0.4	13	1.05	5	1.10±0.2 [.043±.008]
SDFL3216T390□TF	39	40	2	11	3	5	
SDFL3216T470□TF	47	40	2	10	3.4	5	

※ □: Please specify the inductance tolerance code (I=±7%,K=±10%,L=±15%, M=±20%). The product with tolerance less than ±7% is also available. Please contact your local sales.

TYPICAL ELECTRICAL CHARACTERISTICS

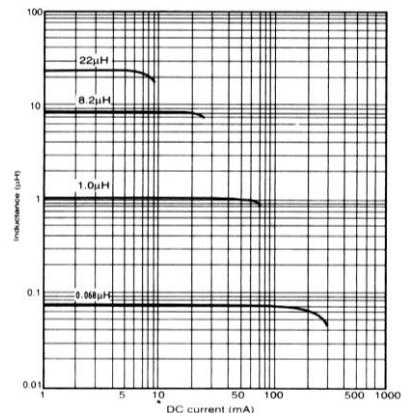
SDFL1005 Series

Inductance vs. DC Current Characteristics



SDFL1608 Series

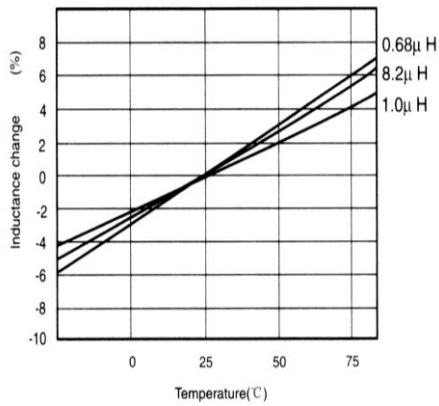
Inductance vs. DC Current Characteristics



TYPICAL ELECTRICAL CHARACTERISTICS

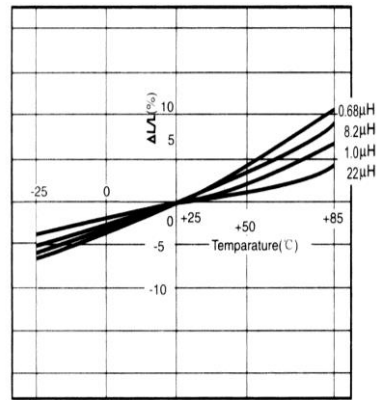
SDFL1005 Series

Inductance vs. Temperature Characteristics

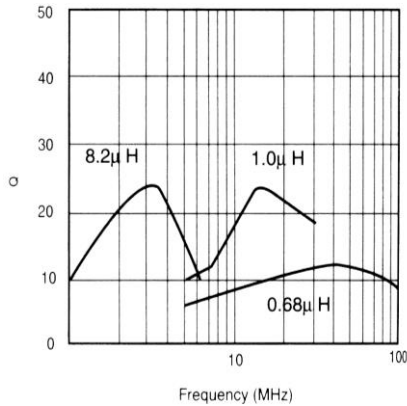


SDFL1608 Series

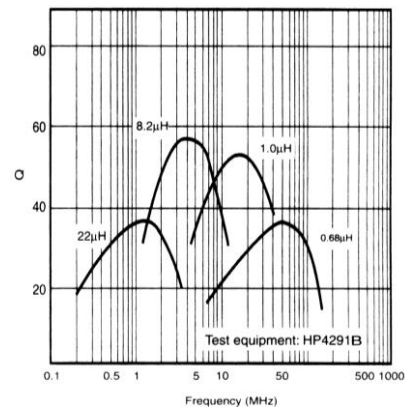
Inductance vs. Temperature Characteristics



Q vs. Frequency Characteristics

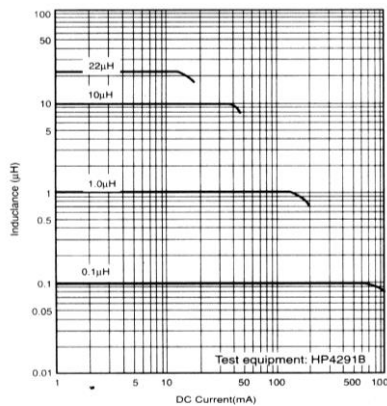


Q vs. Frequency Characteristics



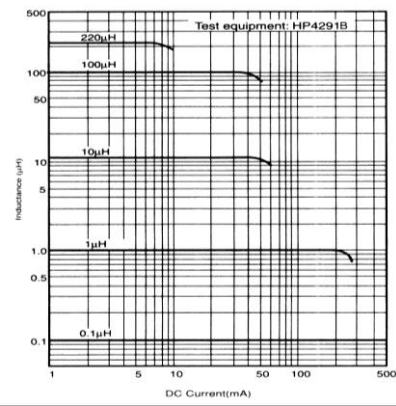
SDFL2012 Series

Inductance vs. DC Current Characteristics



SDFL3216 Series

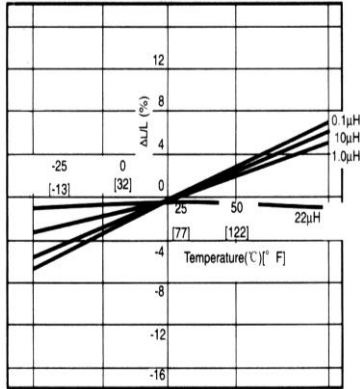
Inductance vs. DC Current Characteristics



TYPICAL ELECTRICAL CHARACTERISTICS

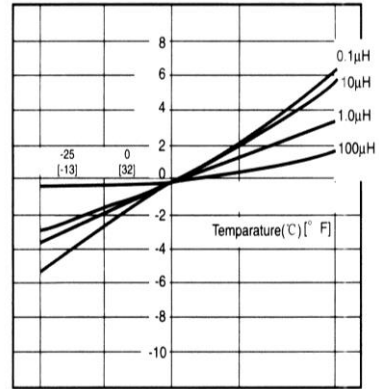
SDFL2012 Series

Inductance vs. Temperature Characteristics

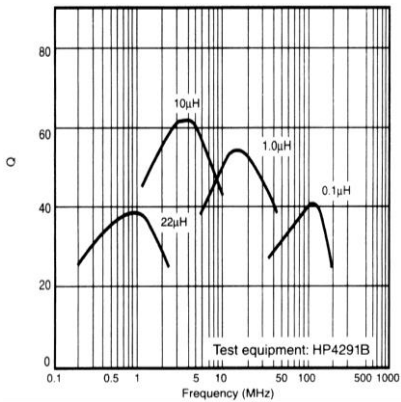


SDFL3216 Series

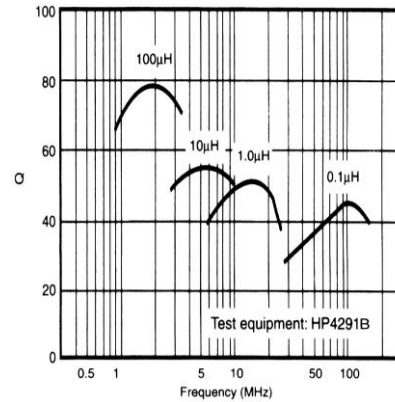
Inductance vs. Temperature Characteristics



Q vs. Frequency Characteristics



Q vs. Frequency Characteristics



X-ON Electronics

Largest Supplier of Electrical and Electronic Components

Click to view similar products for [Fixed Inductors](#) category:

Click to view products by [Sunlord](#) manufacturer:

Other Similar products are found below :

[CR32NP-151KC](#) [CR32NP-180KC](#) [CR32NP-181KC](#) [CR32NP-1R5MC](#) [CR32NP-390KC](#) [CR32NP-3R9MC](#) [CR32NP-680KC](#) [CR32NP-820KC](#) [CR32NP-8R2MC](#) [CR43NP-390KC](#) [CR43NP-560KC](#) [CR43NP-680KC](#) [CR54NP-181KC](#) [CR54NP-470LC](#) [CR54NP-820KC](#) [CR54NP-8R5MC](#) [70F224AI](#) [MGDQ4-00004-P](#) [MHL1ECTTP18NJ](#) [MHQ1005P10NJ](#) [MHQ1005P1N0S](#) [MHQ1005P2N4S](#) [MHQ1005P3N6S](#) [MHQ1005P5N1S](#) [MHQ1005P8N2J](#) [PE-51506NL](#) [PE-53601NL](#) [PE-53602NL](#) [PE-53630NL](#) [PE-53824SNLT](#) [PE-92100NL](#) [PG0434.801NLT](#) [PG0936.113NLT](#) [9220-20](#) [9310-16](#) [PM06-2N7](#) [PM06-39NJ](#) [A01TK](#) [1206CS-471XJ](#) [HC2LP-R47-R](#) [HC2-R47-R](#) [HC3-2R2-R](#) [HCF1305-3R3-R](#) [1206CS-151XG](#) [RCH664NP-140L](#) [RCH664NP-4R7M](#) [RCH8011NP-221L](#) [RCP1317NP-332L](#) [RCP1317NP-391L](#) [RCR1010NP-470M](#)