

Chip Temp. Sensing NTC Thermistor – SDNT Series



Operating temp. : -40°C ~+125°C

- FEATURES**
- ◆ SMD type suitable for high density mounting
 - ◆ Excellent solder ability
 - ◆ Series of B constant for various applications

- APPLICATIONS**
- ◆ Mobile phones, wearable device such as smart watches, TWS headphones, etc.
 - ◆ Office automation such as printer, facsimile, word processor, etc.
 - ◆ Battery, CPU temperature protection.

PRODUCT IDENTIFICATION

1	2	3	4	5	6	7	8	9
SDNT	1005	X	103	F	3380	F	T	F

1 Type

SDNT	Chip NTC Thermistor
------	---------------------

2 External Dimensions (L×W) (mm)

0402 [01005]	0.4×0.2
0603 [0201]	0.6×0.3
1005 [0402]	1.0×0.5
1608 [0603]	1.6×0.8
2012 [0805]	2.0×1.25

3 Internal Code

X
C

4 Zero-power Resistance

Example	Nominal Value
472	4.7kΩ
103	10kΩ

5 Tolerance of Resistance

F	±1%
H	±3%
J	±5%

6 B Constant (25-50°C)

Example	Nominal Value
3380	3380K
4250	4250K

7 Tolerance of B Constant

F	±1%
H	±3%

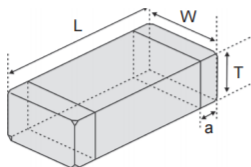
8 Packing

T	Tape & Reel
---	-------------

9 Hazardous Substance Free Products

F

SHAPE AND DIMENSIONS



Unit: mm [inch]

Type	L	W	T	a
SDNT0402 [01005]	0.4±0.02 [.016±0.0008]	0.2±0.02 [.008±0.0008]	0.2±0.02 [.008±0.0008]	0.105±0.035 [.004±.0010]
SDNT0603 [0201]	0.6±0.05 [.024±.002]	0.3±0.05 [.012±.002]	0.3±0.05 [.012±.002]	0.15±0.05 [.006±.002]
SDNT1005 [0402]	1.0±0.15 [.039±.006]	0.5±0.15 [.020±.006]	0.5±0.15 [.020±.006]	0.25±0.1 [.010±.004]
SDNT1608 [0603]	1.6±0.15 [.063±.006]	0.8±0.15 [.031±.006]	0.8±0.15 [.031±.006]	0.3±0.2 [.012±.008]
SDNT2012 [0805]	2.0±0.2 [.079±.008]	1.25±0.2 [.049±.008]	0.85±0.2 [.033±.008]	0.5±0.3 [.020±.012]

SPECIFICATIONS SDNT0402 TYPE

Part Number	Resistance at 25°C	B Constant (25-50°C)	Max. Permissive Operating Current (25°C)	Thermal Time Constant	Dissipation Factor	Rated Electric Power
Units	kΩ	K	mA	sec	mW/°C	mW
Symbol	R25	B25/50	I _{max.}	t	C	P
SDNT0402C103 □ 3380 ⊙ TF	10	3380	0.31	<3 sec.	1.0	100
SDNT0402C104 □ 4250 ⊙ TF	100	4250	0.10			

SDNT0603 TYPE

Part Number	Resistance at 25°C	B Constant (25-50°C)	Max. Permissive Operating Current (25°C)	Thermal Time Constant	Dissipation Factor	Rated Electric Power
Units	kΩ	K	mA	sec	mW/°C	mW
Symbol	R25	B25/50	I _{max.}	t	C	P
SDNT0603C103 □ 3380 ⊙ TF	10	3380	0.31	<3 sec.	1.0	100
SDNT0603C223 □ 3380 ⊙ TF	22	3380	0.21			
SDNT0603C473 □ 4050 ⊙ TF	47	4050	0.14			
SDNT0603C683 □ 4250 ⊙ TF	68	4250	0.12			
SDNT0603C104 □ 4250 ⊙ TF	100	4250	0.10			

SDNT1005 TYPE

Part Number	Resistance at 25°C	B Constant (25-50°C)	Max. Permissive Operating Current (25°C)	Thermal Time Constant	Dissipation Factor	Rated Electric Power
Units	kΩ	K	mA	sec	mW/°C	mW
Symbol	R25	B25/50	I _{max.}	t	C	P
SDNT1005X682 □ 3850 ⊙ TF	6.8	3850	0.38	<3 sec.	1.0	100
SDNT1005X103 □ 3380 ⊙ TF	10	3380	0.31			
SDNT1005X103 □ 3435 ⊙ TF	10	3435	0.31			
SDNT1005X103 □ 3950 ⊙ TF	10	3950	0.33			
SDNT1005X103 □ 4050 ⊙ TF	10	4050	0.33			
SDNT1005X153 □ 3450 ⊙ TF	15	3450	0.25			
SDNT1005X223 □ 3950 ⊙ TF	22	3950	0.23			
SDNT1005X303 □ 3950 ⊙ TF	30	3950	0.15			
SDNT1005X303 □ 4050 ⊙ TF	30	4050	0.15			
SDNT1005X333 □ 3950 ⊙ TF	33	3950	0.15			
SDNT1005X333 □ 4050 ⊙ TF	33	4050	0.15			
SDNT1005X473 □ 4050 ⊙ TF	47	4050	0.12			
SDNT1005X473 □ 4100 ⊙ TF	47	4100	0.12			
SDNT1005X503 □ 4050 ⊙ TF	50	4050	0.12			
SDNT1005X503 □ 4100 ⊙ TF	50	4100	0.12			
SDNT1005X683 □ 4150 ⊙ TF	68	4150	0.11			
SDNT1005X104 □ 3950 ⊙ TF	100	3950	0.10			
SDNT1005X104 □ 4150 ⊙ TF	100	4150	0.10			
SDNT1005X104 □ 4250 ⊙ TF	100	4250	0.10			
SDNT1005X154 □ 4250 ⊙ TF	150	4250	0.08			
SDNT1005X224 □ 4250 ⊙ TF	220	4250	0.06			
SDNT1005X224 □ 4350 ⊙ TF	220	4350	0.06			

SDNT1608 TYPE

Part Number	Resistance at 25°C	B Constant (25-50°C)	Max. Permissive Operating Current (25°C)	Thermal Time Constant	Dissipation Factor	Rated Electric Power
Units	kΩ	K	mA	sec	mW/°C	mW
Symbol	R25	B25/50	I _{max.}	t	C	P
SDNT1608X222 □ 3450 ⊙ TF	2.2	3450	0.67	<5 sec.	1.0	100
SDNT1608X472 □ 3850 ⊙ TF	4.7	3850	0.46			

SPECIFICATIONS SDNT1608 TYPE

Part Number	Resistance at 25°C	B Constant (25-50°C)	Max. Permissive Operating Current (25°C)	Thermal Time Constant	Dissipation Factor	Rated Electric Power
Units	kΩ	K	mA	sec	mW/°C	mW
Symbol	R25	B25/50	I _{max.}	t	C	P
SDNT1608X502 □ 3850 ⊙ TF	5	3850	0.44	<5 sec.	1.0	100
SDNT1608X103 □ 3380 ⊙ TF	10	3380	0.31			
SDNT1608X103 □ 3435 ⊙ TF	10	3435	0.31			
SDNT1608X103 □ 3450 ⊙ TF	10	3450	0.31			
SDNT1608X103 □ 3950 ⊙ TF	10	3950	0.33			
SDNT1608X103 □ 4000 ⊙ TF	10	4000	0.33			
SDNT1608X153 □ 3950 ⊙ TF	15	3950	0.25			
SDNT1608X223 □ 3950 ⊙ TF	22	3950	0.21			
SDNT1608X223 □ 4050 ⊙ TF	22	4050	0.21			
SDNT1608X333 □ 4050 ⊙ TF	33	4050	0.17			
SDNT1608X473 □ 4050 ⊙ TF	47	4050	0.14			
SDNT1608X473 □ 4150 ⊙ TF	47	4150	0.14			
SDNT1608X503 □ 4050 ⊙ TF	50	4050	0.13			
SDNT1608X503 □ 4150 ⊙ TF	50	4150	0.13			
SDNT1608X683 □ 4150 ⊙ TF	68	4150	0.12			
SDNT1608X104 □ 3950 ⊙ TF	100	3950	0.1			
SDNT1608X104 □ 4250 ⊙ TF	100	4250	0.1			
SDNT1608X124 □ 4250 ⊙ TF	120	4250	0.1			
SDNT1608X154 □ 4300 ⊙ TF	150	4300	0.08			
SDNT1608X224 □ 4300 ⊙ TF	220	4300	0.06			

SDNT2012 TYPE

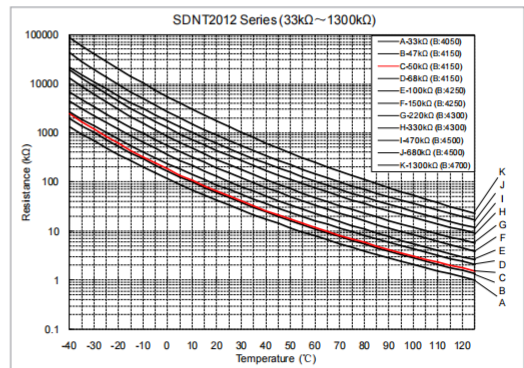
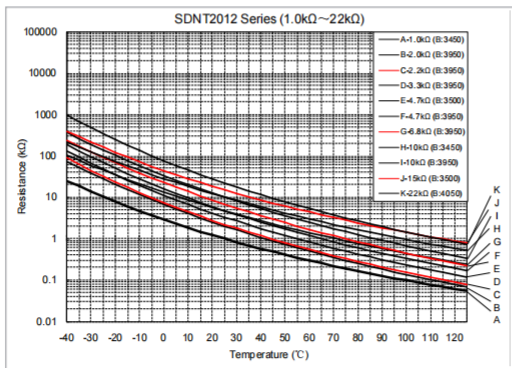
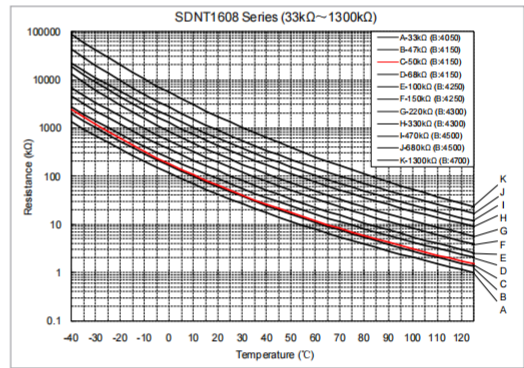
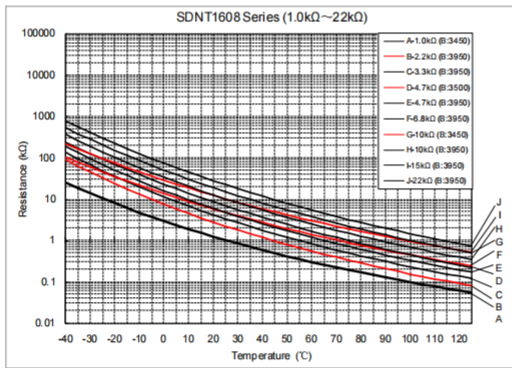
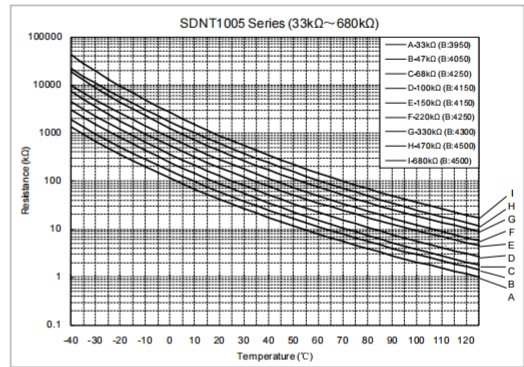
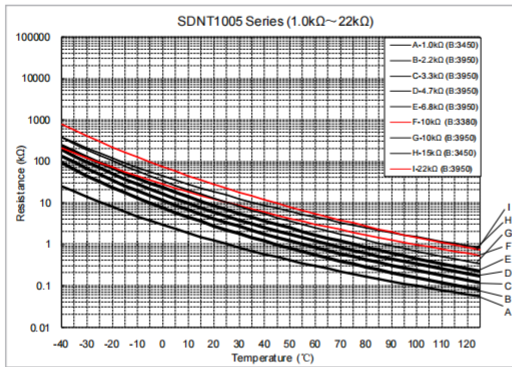
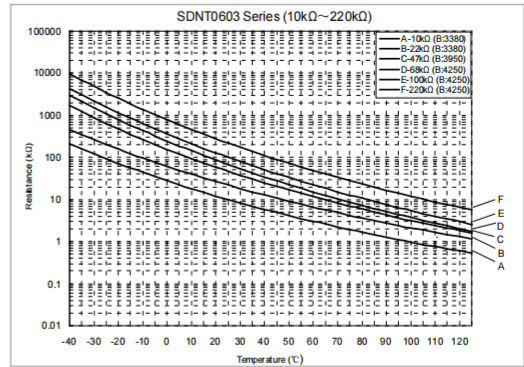
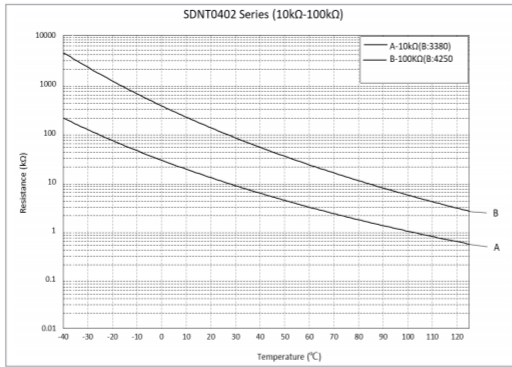
Part Number	Resistance at 25°C	B Constant (25-50°C)	Max. Permissive Operating Current (25°C)	Thermal Time Constant	Dissipation Factor	Rated Electric Power
Units	kΩ	K	mA	sec	mW/°C	mW
Symbol	R25	B25/50	I _{max.}	t	C	P
SDNT2012X472 □ 3950 ⊙ TF	4.7	3950	0.65	<5 sec.	2.0	200
SDNT2012X502 □ 3950 ⊙ TF	5	3950	0.60			
SDNT2012X103 □ 3450 ⊙ TF	10	3450	0.40			
SDNT2012X103 □ 3950 ⊙ TF	10	3950	0.44			
SDNT2012X153 □ 3950 ⊙ TF	15	3950	0.33			
SDNT2012X223 □ 4050 ⊙ TF	22	4050	0.31			
SDNT2012X303 □ 4050 ⊙ TF	30	4050	0.25			
SDNT2012X333 □ 4050 ⊙ TF	33	4050	0.24			
SDNT2012X473 □ 4050 ⊙ TF	47	4050	0.20			
SDNT2012X473 □ 4150 ⊙ TF	47	4150	0.20			
SDNT2012X503 □ 4050 ⊙ TF	50	4050	0.18			
SDNT2012X503 □ 4150 ⊙ TF	50	4150	0.18			
SDNT2012X104 □ 3950 ⊙ TF	100	3950	0.14			
SDNT2012X104 □ 4250 ⊙ TF	100	4250	0.14			
SDNT2012X154 □ 4350 ⊙ TF	150	4350	0.11			
SDNT2012X224 □ 4350 ⊙ TF	220	4350	0.08			

※ □ : Please specify the resistance tolerance code (F=±1%, H=±3%, J=±5%).

※ ⊙ : Please specify the B value tolerance code (F=±1%, H=±3%).

And products with other electrical characteristics can be provided upon customer's request. Please contact your local sales.

TYPICAL ELECTRICAL CHARACTERISTICS



X-ON Electronics

Largest Supplier of Electrical and Electronic Components

Click to view similar products for [NTC \(Negative Temperature Coefficient\) Thermistors](#) *category:*

Click to view products by [Sunlord](#) *manufacturer:*

Other Similar products are found below :

[118-253FAJ-P01](#) [121-202EAC-P01](#) [123-802EAJ-P01](#) [128-105NDP-Q02](#) [B57234S330M](#) [NTCLE410E3103F](#) [199-303KAF-A02](#) [30054-4](#)
[M09N038F](#) [B57401V2103H062](#) [500-52AA04-101](#) [526-31AA19-104](#) [526-31AN12-202](#) [103AT-5-1P-FT](#) [10K3A542I](#) [111-802EAJ-901](#) [112-](#)
[103FAG-H02](#) [112-104KAG-B01](#) [111-182CAG-H01](#) [112-103FAF-H01](#) [112-104KBF-F01](#) [526-31AA79-102](#) [B57621C5472J62](#) [44015RC](#)
[194303KEVA01](#) [B57359V2224J260](#) [B57621C5472K062](#) [135-105QAF-J02](#) [B57230V2103H260](#) [NTCS0603E3333FHT](#) [118-802EAJ-P01](#)
[121-103FAC-Q02](#) [521-53AW02-104](#) [CL109R4120](#) [GA100K6D234](#) [USUR1000-502G-06](#) [GA10K3MR1I](#) [USUR1000-203G-06](#)
[NTCS0603E3333HHT](#) [B57861S0303F045](#) [GA1K7CG3](#) [NXFT15WB473FEAB030](#) [GA10K3A542I](#) [NTCLE213E3103JHT1](#) [A1504AS26P2A](#)
[PANR103338-490](#) [NTCALUG02A502FA](#) [JSNA104F425FABXG](#) [JSNA103F345FABXG](#) [JSNA473F405FABXG](#)