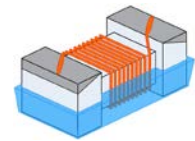


Wire Wound Chip Ceramic Inductor - SDWL-C-M Series

Operating Temp. : -40°C~+125°C



FEATURES

- Small chip suitable for surface mounting
- High Q value and high self-resonant frequency with ceramic material
- Tight inductance tolerance and high reliability

APPLICATIONS

- High frequency circuit in telecommunication and other equipments
- Mobile phones such as GSM, CDMA, PDC, etc.
- Bluetooth, W-LAN, Broadband network

PRODUCT IDENTIFICATION

SDWL **1608** **C** **10N** **J** **S** **T** **F** **M01**
 ① ② ③ ④ ⑤ ⑥ ⑦ ⑧ ⑨

①

Type	
SDWL	Wire Wound Chip Inductor

②

External Dimensions
1608 [0603]

③

Material Code	
C	Ceramic

④

Nominal Inductance	
Example	Nominal Value
4N7	4.7nH
10N	10nH
R10	100nH

⑤

Inductance Tolerance	
B	±0.1nH
C	±0.2nH
S	±0.3nH
D	±0.5nH
G	±2%
H	±3%
J	±5%

⑥

Feature Type	
S	Sn Plating Five-faces Coating

⑦

Packing	
T	Tape & Reel

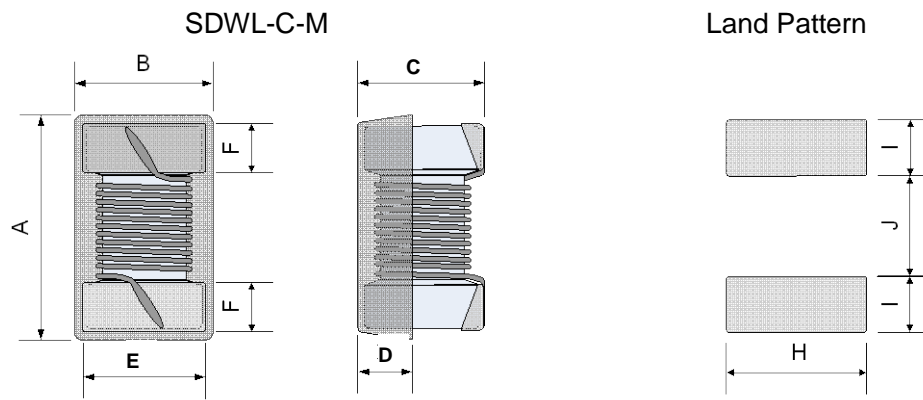
⑧

Hazardous Substance Free Products
F

⑨

Internal Code	
M01/M11	Internal Code

SHAPE AND DIMENSIONS



Unit: mm

Series	A	B	C	D Typ.	E	F	H Typ.	I Typ.	J Typ.
SDWL1608C-M	1.6±0.2	0.9±0.2	0.8±0.2	0.38	0.8±0.15	0.3±0.1	1.02	0.64	0.64

SPECIFICATIONS

SDWL1608C-M01 TYPE

Part Number	Inductance	Tolerance	Min. Quality Factor	L/Q Test Freq.	Max. DC Resistance	Max. Rated Current	Min. Self-resonant Frequency
Units	nH	-	-	MHz	Ω	mA	MHz
Symbol	L	-	Q	Freq.	DCR	I _r	S.R.F
SDWL1608C2N2□STFM01	2.2	C,D	16	100/250	0.049	700	6000
SDWL1608C3N6□STFM01	3.6	C,D	25	100/250	0.059	850	6000
SDWL1608C3N9□STFM01	3.9	C,D	35	100/250	0.059	850	6000
SDWL1608C4N3□STFM01	4.3	C,D	35	100/250	0.059	850	6000
SDWL1608C4N5□STFM01	4.5	C,D	35	100/250	0.059	850	6000
SDWL1608C4N7□STFM01	4.7	C,D	35	100/250	0.059	850	6000
SDWL1608C5N6□STFM01	5.6	C,D	35	100/250	0.082	750	6000
SDWL1608C6N2□STFM01	6.2	C,D	35	100/250	0.082	750	6000
SDWL1608C6N8□STFM01	6.8	C,D	35	100/250	0.082	750	6000
SDWL1608C7N5□STFM01	7.5	C,D	35	100/250	0.082	750	6000
SDWL1608C8N2□STFM01	8.2	C,D	35	100/250	0.11	650	6000
SDWL1608C8N7□STFM01	8.7	C,D	35	100/250	0.11	650	6000
SDWL1608C9N1□STFM01	9.1	C,D	35	100/250	0.11	650	6000
SDWL1608C9N5□STFM01	9.5	C,D	35	100/250	0.11	650	6000
SDWL1608C10N□STFM01	10	G,H,J	35	100/250	0.11	650	6000
SDWL1608C11N□STFM01	11	G,H,J	35	100/250	0.11	650	6000
SDWL1608C12N□STFM01	12	G,H,J	35	100/250	0.13	600	6000

SPECIFICATIONS

SDWL1608C-M01 TYPE

Part Number	Inductance	Tolerance	Min. Quality Factor	L/Q Test Freq.	Max. DC Resistance	Max. Rated Current	Min. Self-resonant Frequency
Units	nH	-	-	MHz	Ω	mA	MHz
Symbol	L	-	Q	Freq.	DCR	Ir	S.R.F
SDWL1608C13N□STFM01	13	G,H,J	35	100/250	0.13	600	6000
SDWL1608C15N□STFM01	15	G,H,J	40	100/250	0.13	600	6000
SDWL1608C16N□STFM01	16	G,H,J	40	100/250	0.16	550	5500
SDWL1608C18N□STFM01	18	G,H,J	40	100/250	0.16	550	5500
SDWL1608C20N□STFM01	20	G,H,J	40	100/250	0.16	550	4900
SDWL1608C22N□STFM01	22	G,H,J	40	100/250	0.17	500	4600
SDWL1608C24N□STFM01	24	G,H,J	40	100/250	0.21	500	3800
SDWL1608C27N□STFM01	27	G,H,J	40	100/250	0.21	440	3700
SDWL1608C30N□STFM01	30	G,H,J	40	100/250	0.23	420	3300
SDWL1608C33N□STFM01	33	G,H,J	40	100/250	0.23	420	3200
SDWL1608C36N□STFM01	36	G,H,J	40	100/250	0.26	400	2900
SDWL1608C39N□STFM01	39	G,H,J	40	100/250	0.26	400	2800
SDWL1608C43N□STFM01	43	G,H,J	40	100/200	0.29	380	2700
SDWL1608C47N□STFM01	47	G,H,J	38	100/200	0.29	380	2600
SDWL1608C51N□STFM01	51	G,H,J	38	100/200	0.33	370	2500
SDWL1608C56N□STFM01	56	G,H,J	38	100/200	0.35	360	2400
SDWL1608C62N□STFM01	62	G,H,J	38	100/200	0.51	280	2300
SDWL1608C68N□STFM01	68	G,H,J	38	100/200	0.38	340	2200
SDWL1608C72N□STFM01	72	G,H,J	34	100/150	0.56	270	2100
SDWL1608C75N□STFM01	75	G,H,J	34	100/150	0.56	270	2050
SDWL1608C82N□STFM01	82	G,H,J	34	100/150	0.60	250	2000
SDWL1608C91N□STFM01	91	G,H,J	34	100/150	0.64	230	1900
SDWL1608CR10□STFM01	100	G,H,J	34	100/150	0.68	220	1800
SDWL1608CR11□STFM01	110	G,H,J	32	100/150	1.2	200	1700
SDWL1608CR12□STFM01	120	G,H,J	32	100/150	1.3	180	1600
SDWL1608CR13□STFM01	130	G,H,J	32	100/150	1.4	170	1450
SDWL1608CR15□STFM01	150	G,H,J	32	100/150	1.5	160	1400
SDWL1608CR16□STFM01	160	G,H,J	32	100/150	2.1	150	1350
SDWL1608CR18□STFM01	180	G,H,J	25	100	2.2	140	1300
SDWL1608CR20□STFM01	200	G,H,J	25	100	2.4	120	1250
SDWL1608CR22□STFM01	220	G,H,J	25	100	2.5	120	1200
SDWL1608CR27□STFM01	270	G,H,J	30	100	3.4	110	960
SDWL1608CR33□STFM01	330	G,H,J	30	100	5.5	85	800
SDWL1608CR39□STFM01	390	G,H,J	30	100	6.2	80	800
SDWL1608CR47□STFM01	470	G,H,J	30	100	7.0	75	700

SDWL1608C-M11 TYPE

Part Number	Inductance	Tolerance	Min. Quality Factor	L/Q Test Freq.	Max. DC Resistance	Max. Rated Current	Min. Self-resonant Frequency
Units	nH	-	-	MHz	Ω	mA	MHz
Symbol	L	-	Q	Freq.	DCR	Ir	S.R.F
SDWL1608C2N2□STFM11	2.2	C,D	18	100/250	0.018	1400	>6000
SDWL1608C3N9□STFM11	3.9	C,D	38	100/250	0.032	1000	>6000
SDWL1608C5N6□STFM11	5.6	C,D	38	100/250	0.045	900	>6000
SDWL1608C6N8□STFM11	6.8	C,D	38	100/250	0.045	900	>6000
SDWL1608C8N2□STFM11	8.2	S,D	38	100/250	0.058	800	>6000



Specifications subject to change without notice. Please check our website for latest information. Revised 2019/04/01

SPECIFICATIONS

SDWL1608C-M11 TYPE

Part Number	Inductance	Tolerance	Min. Quality Factor	L/Q Test Freq.	Max. DC Resistance	Max. Rated Current	Min. Self-resonant Frequency
Units	nH	-	-	MHz	Ω	mA	MHz
Symbol	L	-	Q	Freq.	DCR	I _r	S.R.F
SDWL1608C10N□STFM11	10	G,H,J	38	100/250	0.070	800	5000
SDWL1608C12N□STFM11	12	G,H,J	38	100/250	0.071	750	5000
SDWL1608C15N□STFM11	15	G,H,J	42	100/250	0.085	700	4500
SDWL1608C18N□STFM11	18	G,H,J	42	100/250	0.085	700	3500
SDWL1608C22N□STFM11	22	G,H,J	42	100/250	0.099	640	3200
SDWL1608C27N□STFM11	27	G,H,J	42	100/250	0.116	590	2800
SDWL1608C33N□STFM11	33	J	42	100/250	0.132	550	2500

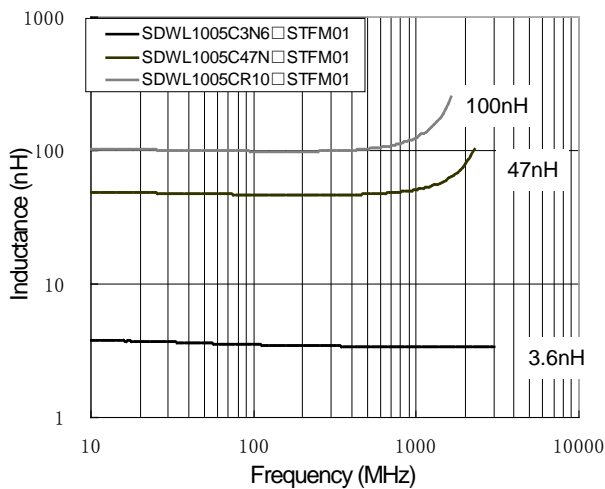
※□: Please specify the inductance tolerance code (B=±0.1nH,C=±0.2nH, S=±0.2nH,D=±0.5nH,G=±2%,H=±3%,J=±5%).

※: Please refer to "Measurement Notice For RF Inductors".

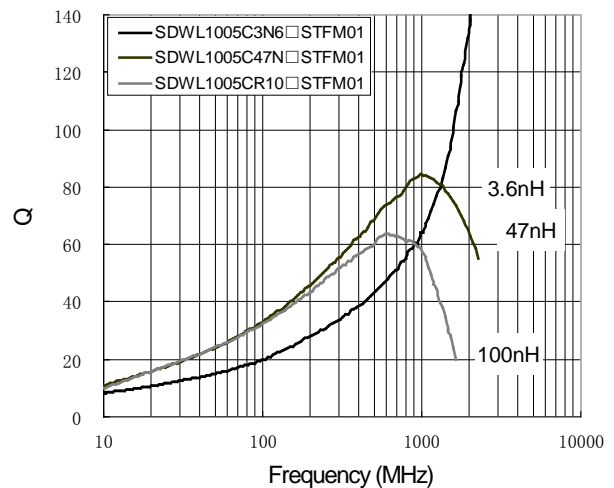
TYPICAL ELECTRICAL CHARACTERISTICS

SDWL1005C-M TYPE

Inductance vs. Frequency Characteristics

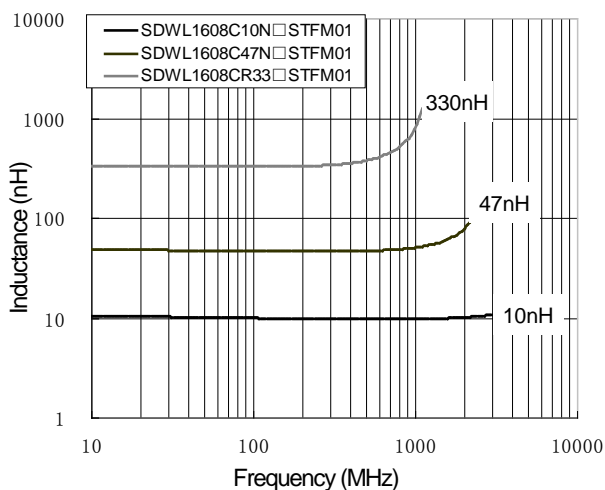


Q vs. Frequency Characteristics

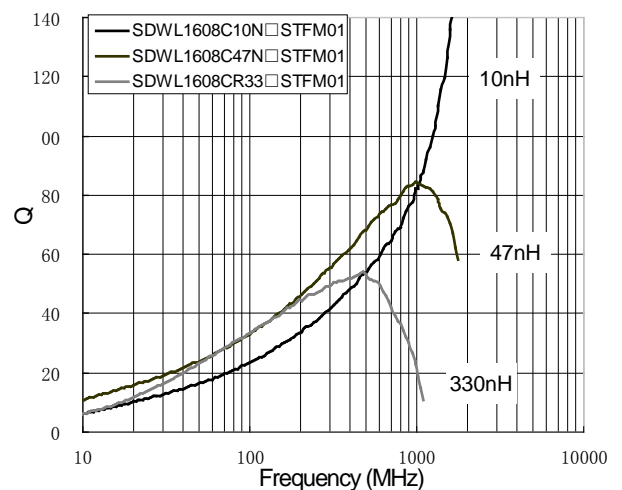


SDWL1608C-M TYPE

Inductance vs. Frequency Characteristics



Q vs. Frequency Characteristics



X-ON Electronics

Largest Supplier of Electrical and Electronic Components

Click to view similar products for [Fixed Inductors](#) category:

Click to view products by [Sunlord](#) manufacturer:

Other Similar products are found below :

[MLZ1608M6R8WTD25](#) [MLZ1608N6R8LT000](#) [MLZ1608N3R3LTD25](#) [MLZ1608N3R3LT000](#) [MLZ1608N150LT000](#)
[MLZ1608M150WTD25](#) [MLZ1608M3R3WTD25](#) [MLZ1608M3R3WT000](#) [MLZ1608M150WT000](#) [MLZ1608A1R5WT000](#)
[MLZ1608N1R5LT000](#) [B82432C1333K000](#) [PCMB053T-1R0MS](#) [PCMB053T-1R5MS](#) [PCMB104T-1R5MS](#) [CR32NP-100KC](#) [CR32NP-151KC](#) [CR32NP-180KC](#) [CR32NP-181KC](#) [CR32NP-1R5MC](#) [CR32NP-390KC](#) [CR32NP-3R9MC](#) [CR32NP-680KC](#) [CR32NP-820KC](#)
[CR32NP-8R2MC](#) [CR43NP-390KC](#) [CR43NP-560KC](#) [CR43NP-680KC](#) [CR54NP-181KC](#) [CR54NP-470LC](#) [CR54NP-820KC](#) [CR54NP-8R5MC](#)
[MGDQ4-00004-P](#) [MGDU1-00016-P](#) [MHL1ECTTP18NJ](#) [MHL1JCTTD12NJ](#) [PE-51506NL](#) [PE-53601NL](#) [PE-53630NL](#) [PE-53824SNLT](#) [PE-62892NL](#) [PE-92100NL](#) [PG0434.801NLT](#) [PG0936.113NLT](#) [PM06-2N7](#) [PM06-39NJ](#) [HC2LP-R47-R](#) [HC2-R47-R](#) [HC3-2R2-R](#) [HC8-1R2-R](#)