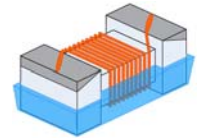


Wire Wound Chip Ceramic Inductor – SDWL-C Series

Operating Temp. : -40°C~+125°C



FEATURES

- Small chip suitable for surface mounting
- High Q value and high self-resonant frequency with ceramic material
- Tight inductance tolerance and high reliability

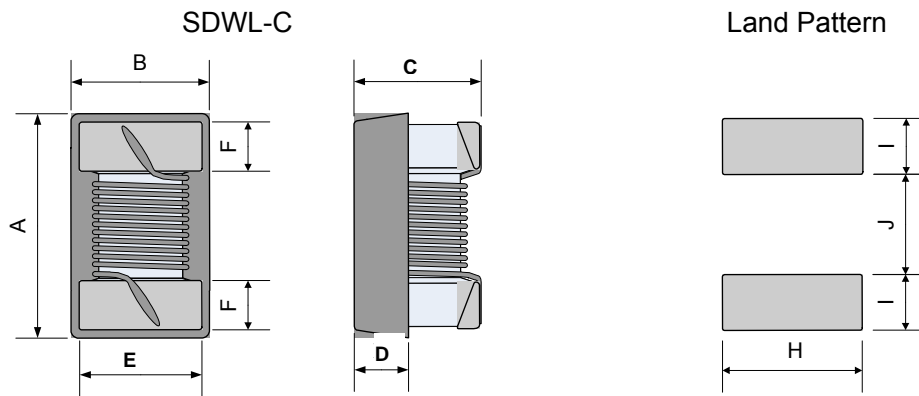
APPLICATIONS

- High frequency circuit in telecommunication and other equipments
- Mobile phones such as GSM, CDMA, PDC, etc.
- Bluetooth, W-LAN, Broadband network

PRODUCT IDENTIFICATION

| <u>SDWL</u> ① | <u>1005</u> ② | <u>C</u> ③ | <u>10N</u> ④ | <u>J</u> ⑤ | <u>S</u> ⑥ | <u>T</u> ⑦ | <u>F</u> ⑧ | | | | | | | | | | | | | | | | | | | | | | | | | | | | | | | | | | | | | | | | | | | | | | | | | | | | | | | | | | | | | | | | | | |
|---|----------------------------------|---------------|-----------------|--------------------------|--|---------------------|---------------|------|--------|------|--------|------|--------|------|--------|------|--------|------|--------|------|--------|--|---------------|--|---|---------|---|--------------------|--|---------|---------------|-----|------|-----|-------|-----|-------|---|----------------------|--|---|--------|---|--------|---|--------|---|--------|---|-----|---|-----|---|-----|---|------|--|--------------|--|---|----------------------------------|---|----------------------------------|--|---------|--|---|-------------|---|-----------------------------------|--|---|--|
| ① | ② | ③ | ④ | ⑤ | ⑥ | ⑦ | ⑧ | | | | | | | | | | | | | | | | | | | | | | | | | | | | | | | | | | | | | | | | | | | | | | | | | | | | | | | | | | | | | | | | | | |
| <table border="1"> <thead> <tr> <th colspan="2">Type</th> </tr> </thead> <tbody> <tr> <td>SDWL</td> <td>Wire Wound Chip Inductor</td> </tr> </tbody> </table> | Type | | SDWL | Wire Wound Chip Inductor | <table border="1"> <thead> <tr> <th colspan="2">External Dimensions</th> </tr> </thead> <tbody> <tr> <td>1005</td> <td>[0402]</td> </tr> <tr> <td>1608</td> <td>[0603]</td> </tr> <tr> <td>2012</td> <td>[0805]</td> </tr> <tr> <td>2520</td> <td>[1008]</td> </tr> <tr> <td>3216</td> <td>[1206]</td> </tr> <tr> <td>3225</td> <td>[1210]</td> </tr> <tr> <td>4532</td> <td>[1812]</td> </tr> </tbody> </table> | External Dimensions | | 1005 | [0402] | 1608 | [0603] | 2012 | [0805] | 2520 | [1008] | 3216 | [1206] | 3225 | [1210] | 4532 | [1812] | <table border="1"> <thead> <tr> <th colspan="2">Material Code</th> </tr> </thead> <tbody> <tr> <td>C</td> <td>Ceramic</td> </tr> </tbody> </table> | Material Code | | C | Ceramic | <table border="1"> <thead> <tr> <th colspan="2">Nominal Inductance</th> </tr> </thead> <tbody> <tr> <th>Example</th> <th>Nominal Value</th> </tr> <tr> <td>10N</td> <td>10nH</td> </tr> <tr> <td>R10</td> <td>100nH</td> </tr> <tr> <td>1R0</td> <td>1.0μH</td> </tr> </tbody> </table> | Nominal Inductance | | Example | Nominal Value | 10N | 10nH | R10 | 100nH | 1R0 | 1.0μH | <table border="1"> <thead> <tr> <th colspan="2">Inductance Tolerance</th> </tr> </thead> <tbody> <tr> <td>B</td> <td>±0.1nH</td> </tr> <tr> <td>C</td> <td>±0.2nH</td> </tr> <tr> <td>S</td> <td>±0.3nH</td> </tr> <tr> <td>D</td> <td>±0.5nH</td> </tr> <tr> <td>G</td> <td>±2%</td> </tr> <tr> <td>H</td> <td>±3%</td> </tr> <tr> <td>J</td> <td>±5%</td> </tr> <tr> <td>K</td> <td>±10%</td> </tr> </tbody> </table> | Inductance Tolerance | | B | ±0.1nH | C | ±0.2nH | S | ±0.3nH | D | ±0.5nH | G | ±2% | H | ±3% | J | ±5% | K | ±10% | <table border="1"> <thead> <tr> <th colspan="2">Feature Type</th> </tr> </thead> <tbody> <tr> <td>S</td> <td>Sn Plating Five-faces Coating</td> </tr> <tr> <td>G</td> <td>Au Plating Five-faces Coating</td> </tr> </tbody> </table> | Feature Type | | S | Sn Plating Five-faces Coating | G | Au Plating Five-faces Coating | <table border="1"> <thead> <tr> <th colspan="2">Packing</th> </tr> </thead> <tbody> <tr> <td>T</td> <td>Tape & Reel</td> </tr> </tbody> </table> | Packing | | T | Tape & Reel | <table border="1"> <thead> <tr> <th colspan="2">Hazardous Substance Free Products</th> </tr> </thead> <tbody> <tr> <td colspan="2">F</td> </tr> </tbody> </table> | Hazardous Substance Free Products | | F | |
| Type | | | | | | | | | | | | | | | | | | | | | | | | | | | | | | | | | | | | | | | | | | | | | | | | | | | | | | | | | | | | | | | | | | | | | | | | | |
| SDWL | Wire Wound Chip Inductor | | | | | | | | | | | | | | | | | | | | | | | | | | | | | | | | | | | | | | | | | | | | | | | | | | | | | | | | | | | | | | | | | | | | | | | | |
| External Dimensions | | | | | | | | | | | | | | | | | | | | | | | | | | | | | | | | | | | | | | | | | | | | | | | | | | | | | | | | | | | | | | | | | | | | | | | | | |
| 1005 | [0402] | | | | | | | | | | | | | | | | | | | | | | | | | | | | | | | | | | | | | | | | | | | | | | | | | | | | | | | | | | | | | | | | | | | | | | | | |
| 1608 | [0603] | | | | | | | | | | | | | | | | | | | | | | | | | | | | | | | | | | | | | | | | | | | | | | | | | | | | | | | | | | | | | | | | | | | | | | | | |
| 2012 | [0805] | | | | | | | | | | | | | | | | | | | | | | | | | | | | | | | | | | | | | | | | | | | | | | | | | | | | | | | | | | | | | | | | | | | | | | | | |
| 2520 | [1008] | | | | | | | | | | | | | | | | | | | | | | | | | | | | | | | | | | | | | | | | | | | | | | | | | | | | | | | | | | | | | | | | | | | | | | | | |
| 3216 | [1206] | | | | | | | | | | | | | | | | | | | | | | | | | | | | | | | | | | | | | | | | | | | | | | | | | | | | | | | | | | | | | | | | | | | | | | | | |
| 3225 | [1210] | | | | | | | | | | | | | | | | | | | | | | | | | | | | | | | | | | | | | | | | | | | | | | | | | | | | | | | | | | | | | | | | | | | | | | | | |
| 4532 | [1812] | | | | | | | | | | | | | | | | | | | | | | | | | | | | | | | | | | | | | | | | | | | | | | | | | | | | | | | | | | | | | | | | | | | | | | | | |
| Material Code | | | | | | | | | | | | | | | | | | | | | | | | | | | | | | | | | | | | | | | | | | | | | | | | | | | | | | | | | | | | | | | | | | | | | | | | | |
| C | Ceramic | | | | | | | | | | | | | | | | | | | | | | | | | | | | | | | | | | | | | | | | | | | | | | | | | | | | | | | | | | | | | | | | | | | | | | | | |
| Nominal Inductance | | | | | | | | | | | | | | | | | | | | | | | | | | | | | | | | | | | | | | | | | | | | | | | | | | | | | | | | | | | | | | | | | | | | | | | | | |
| Example | Nominal Value | | | | | | | | | | | | | | | | | | | | | | | | | | | | | | | | | | | | | | | | | | | | | | | | | | | | | | | | | | | | | | | | | | | | | | | | |
| 10N | 10nH | | | | | | | | | | | | | | | | | | | | | | | | | | | | | | | | | | | | | | | | | | | | | | | | | | | | | | | | | | | | | | | | | | | | | | | | |
| R10 | 100nH | | | | | | | | | | | | | | | | | | | | | | | | | | | | | | | | | | | | | | | | | | | | | | | | | | | | | | | | | | | | | | | | | | | | | | | | |
| 1R0 | 1.0μH | | | | | | | | | | | | | | | | | | | | | | | | | | | | | | | | | | | | | | | | | | | | | | | | | | | | | | | | | | | | | | | | | | | | | | | | |
| Inductance Tolerance | | | | | | | | | | | | | | | | | | | | | | | | | | | | | | | | | | | | | | | | | | | | | | | | | | | | | | | | | | | | | | | | | | | | | | | | | |
| B | ±0.1nH | | | | | | | | | | | | | | | | | | | | | | | | | | | | | | | | | | | | | | | | | | | | | | | | | | | | | | | | | | | | | | | | | | | | | | | | |
| C | ±0.2nH | | | | | | | | | | | | | | | | | | | | | | | | | | | | | | | | | | | | | | | | | | | | | | | | | | | | | | | | | | | | | | | | | | | | | | | | |
| S | ±0.3nH | | | | | | | | | | | | | | | | | | | | | | | | | | | | | | | | | | | | | | | | | | | | | | | | | | | | | | | | | | | | | | | | | | | | | | | | |
| D | ±0.5nH | | | | | | | | | | | | | | | | | | | | | | | | | | | | | | | | | | | | | | | | | | | | | | | | | | | | | | | | | | | | | | | | | | | | | | | | |
| G | ±2% | | | | | | | | | | | | | | | | | | | | | | | | | | | | | | | | | | | | | | | | | | | | | | | | | | | | | | | | | | | | | | | | | | | | | | | | |
| H | ±3% | | | | | | | | | | | | | | | | | | | | | | | | | | | | | | | | | | | | | | | | | | | | | | | | | | | | | | | | | | | | | | | | | | | | | | | | |
| J | ±5% | | | | | | | | | | | | | | | | | | | | | | | | | | | | | | | | | | | | | | | | | | | | | | | | | | | | | | | | | | | | | | | | | | | | | | | | |
| K | ±10% | | | | | | | | | | | | | | | | | | | | | | | | | | | | | | | | | | | | | | | | | | | | | | | | | | | | | | | | | | | | | | | | | | | | | | | | |
| Feature Type | | | | | | | | | | | | | | | | | | | | | | | | | | | | | | | | | | | | | | | | | | | | | | | | | | | | | | | | | | | | | | | | | | | | | | | | | |
| S | Sn Plating Five-faces Coating | | | | | | | | | | | | | | | | | | | | | | | | | | | | | | | | | | | | | | | | | | | | | | | | | | | | | | | | | | | | | | | | | | | | | | | | |
| G | Au Plating Five-faces Coating | | | | | | | | | | | | | | | | | | | | | | | | | | | | | | | | | | | | | | | | | | | | | | | | | | | | | | | | | | | | | | | | | | | | | | | | |
| Packing | | | | | | | | | | | | | | | | | | | | | | | | | | | | | | | | | | | | | | | | | | | | | | | | | | | | | | | | | | | | | | | | | | | | | | | | | |
| T | Tape & Reel | | | | | | | | | | | | | | | | | | | | | | | | | | | | | | | | | | | | | | | | | | | | | | | | | | | | | | | | | | | | | | | | | | | | | | | | |
| Hazardous Substance Free Products | | | | | | | | | | | | | | | | | | | | | | | | | | | | | | | | | | | | | | | | | | | | | | | | | | | | | | | | | | | | | | | | | | | | | | | | | |
| F | | | | | | | | | | | | | | | | | | | | | | | | | | | | | | | | | | | | | | | | | | | | | | | | | | | | | | | | | | | | | | | | | | | | | | | | | |

SHAPE AND DIMENSIONS



Unit: mm

| Series | A Max. | B Max. | C Max. | D Typ. | E Typ. | F Typ. | H Typ. | I Typ. | J Typ. |
|-----------|--------|--------|--------|--------|--------|--------|--------|--------|--------|
| SDWL1005C | 1.19 | 0.64 | 0.66 | 0.20 | 0.50 | 0.20 | 0.65 | 0.35 | 0.50 |
| SDWL1608C | 1.80 | 1.12 | 1.02 | 0.38 | 0.76 | 0.33 | 1.02 | 0.64 | 0.64 |
| SDWL2012C | 2.29 | 1.73 | 1.55 | 0.51 | 1.27 | 0.50 | 1.78 | 1.02 | 0.76 |
| SDWL2520C | 2.92 | 2.79 | 2.29 | 0.51 | 2.10 | 0.50 | 2.54 | 1.02 | 1.27 |
| SDWL3216C | 3.56 | 2.16 | 1.52 | 0.51 | 1.60 | 0.50 | 1.93 | 1.02 | 1.78 |
| SDWL3225C | 3.65 | 2.95 | 2.70 | 0.51 | 2.10 | 0.50 | 3.02 | 1.02 | 1.78 |
| SDWL4532C | 4.95 | 3.81 | 3.43 | 1.78 | 2.90 | 0.58 | 3.05 | 1.14 | 3.00 |

SPECIFICATIONS

SDWL1005C-S TYPE

| Part Number | Inductance | Tolerance | Min. Quality Factor | L/Q Test Freq. | Max. DC Resistance | Max. Rated Current | Min. Self-resonant Frequency |
|------------------|------------|-----------|---------------------|----------------|--------------------|--------------------|------------------------------|
| Units | nH | - | - | MHz | Ω | mA | MHz |
| Symbol | L | - | Q | Freq. | DCR | I _r | S.R.F |
| SDWL1005C0N8□STF | 0.8 | C,S,D,K | 14 | 250 | 0.035 | 1000 | >6000 |
| SDWL1005C1N0□STF | 1.0 | C,S,D,K | 10 | 250 | 0.085 | 650 | >6000 |
| SDWL1005C1N8□STF | 1.8 | C,S,D,J,K | 20 | 250 | 0.043 | 950 | >6000 |
| SDWL1005C1N9□STF | 1.9 | C,S,D,J,K | 20 | 250 | 0.043 | 950 | >6000 |
| SDWL1005C2N0□STF | 2.0 | C,S,D,J,K | 23 | 250 | 0.043 | 950 | >6000 |
| SDWL1005C2N2□STF | 2.2 | C,S,D,J,K | 22 | 250 | 0.058 | 820 | >6000 |
| SDWL1005C2N4□STF | 2.4 | C,S,D,J,K | 18 | 250 | 0.091 | 650 | >6000 |
| SDWL1005C2N7□STF | 2.7 | C,S,D,J,K | 24 | 250 | 0.050 | 900 | >6000 |
| SDWL1005C3N0□STF | 3.0 | S,D,K | 24 | 250 | 0.063 | 790 | >6000 |
| SDWL1005C3N3□STF | 3.3 | C,S,D,J,K | 24 | 250 | 0.063 | 790 | >6000 |
| SDWL1005C3N6□STF | 3.6 | C,S,D,J,K | 24 | 250 | 0.063 | 790 | >6000 |
| SDWL1005C3N9□STF | 3.9 | C,S,D,J,K | 24 | 250 | 0.063 | 790 | >6000 |
| SDWL1005C4N1□STF | 4.1 | C,S,D,J,K | 22 | 250 | 0.070 | 700 | >6000 |
| SDWL1005C4N3□STF | 4.3 | C,S,D,J,K | 22 | 250 | 0.070 | 750 | >6000 |
| SDWL1005C4N7□STF | 4.7 | C,S,D,J,K | 20 | 250 | 0.120 | 570 | >6000 |
| SDWL1005C5N1□STF | 5.1 | C,S,D,J,K | 23 | 250 | 0.100 | 620 | >6000 |
| SDWL1005C5N6□STF | 5.6 | C,S,D,J,K | 25 | 250 | 0.078 | 710 | >6000 |
| SDWL1005C5N8□STF | 5.8 | C,S,D,J,K | 25 | 250 | 0.078 | 710 | >6000 |
| SDWL1005C6N2□STF | 6.2 | C,S,D,J,K | 25 | 250 | 0.078 | 710 | >6000 |
| SDWL1005C6N8□STF | 6.8 | G,H,J,K | 24 | 250 | 0.105 | 610 | 6000 |
| SDWL1005C7N5□STF | 7.5 | G,H,J,K | 25 | 250 | 0.12 | 570 | 6000 |
| SDWL1005C8N2□STF | 8.2 | G,H,J,K | 25 | 250 | 0.11 | 590 | 5500 |
| SDWL1005C8N7□STF | 8.7 | G,H,J,K | 25 | 250 | 0.11 | 590 | 5500 |
| SDWL1005C9N0□STF | 9.0 | G,H,J,K | 25 | 250 | 0.11 | 590 | 5500 |

Sunlord

Specifications subject to change without notice. Please check our website for latest information. Revised 2018/04/15

Sunlord Industrial Park, Dafuyuan Industrial Zone, Guanlan, Shenzhen, China 518110 Tel: 0086-755-29832660 Fax: 0086-755-82269029 E-Mail: sunlord@sunlordinc.com

SPECIFICATIONS

SDWL1005C-S TYPE

| Part Number | Inductance | Tolerance | Min. Quality Factor | L/Q Test Freq. | Max. DC Resistance | Max. Rated Current | Min. Self-resonant Frequency |
|------------------|------------|-----------|---------------------|----------------|--------------------|--------------------|------------------------------|
| Units | nH | - | - | MHz | Ω | mA | MHz |
| Symbol | L | - | Q | Freq. | DCR | I _r | S.R.F |
| SDWL1005C9N1□STF | 9.1 | G,H,J,K | 25 | 250 | 0.11 | 590 | 5500 |
| SDWL1005C10N□STF | 10 | G,H,J,K | 24 | 250 | 0.15 | 510 | 5500 |
| SDWL1005C11N□STF | 11 | G,H,J,K | 26 | 250 | 0.12 | 570 | 5500 |
| SDWL1005C12N□STF | 12 | G,H,J,K | 26 | 250 | 0.12 | 570 | 5500 |
| SDWL1005C13N□STF | 13 | G,H,J,K | 24 | 250 | 0.18 | 460 | 5000 |
| SDWL1005C14N□STF | 14 | G,H,J,K | 26 | 250 | 0.21 | 430 | 5000 |
| SDWL1005C15N□STF | 15 | G,H,J,K | 26 | 250 | 0.21 | 430 | 5000 |
| SDWL1005C16N□STF | 16 | G,H,J,K | 25 | 250 | 0.28 | 370 | 4500 |
| SDWL1005C18N□STF | 18 | G,H,J,K | 25 | 250 | 0.28 | 370 | 4500 |
| SDWL1005C19N□STF | 19 | G,H,J,K | 26 | 250 | 0.24 | 400 | 4000 |
| SDWL1005C20N□STF | 20 | G,H,J,K | 26 | 250 | 0.24 | 400 | 4000 |
| SDWL1005C22N□STF | 22 | G,H,J,K | 25 | 250 | 0.36 | 330 | 4000 |
| SDWL1005C23N□STF | 23 | G,H,J,K | 25 | 250 | 0.36 | 330 | 3800 |
| SDWL1005C24N□STF | 24 | G,H,J,K | 25 | 250 | 0.36 | 330 | 3500 |
| SDWL1005C27N□STF | 27 | G,H,J,K | 25 | 250 | 0.38 | 320 | 3500 |
| SDWL1005C30N□STF | 30 | G,H,J,K | 25 | 250 | 0.38 | 320 | 3300 |
| SDWL1005C33N□STF | 33 | G,H,J,K | 24 | 250 | 0.55 | 260 | 3200 |
| SDWL1005C36N□STF | 36 | G,H,J,K | 25 | 250 | 0.60 | 250 | 3100 |
| SDWL1005C38N□STF | 38 | G,H,J,K | 25 | 250 | 0.60 | 250 | 3000 |
| SDWL1005C39N□STF | 39 | G,H,J,K | 25 | 250 | 0.60 | 250 | 3000 |
| SDWL1005C43N□STF | 43 | G,H,J,K | 25 | 250 | 0.68 | 240 | 3000 |
| SDWL1005C47N□STF | 47 | G,H,J,K | 25 | 250 | 0.95 | 200 | 2900 |
| SDWL1005C51N□STF | 51 | G,H,J,K | 25 | 250 | 0.95 | 200 | 2850 |
| SDWL1005C56N□STF | 56 | G,H,J,K | 25 | 250 | 1.05 | 190 | 2800 |
| SDWL1005C62N□STF | 62 | G,H,J,K | 25 | 250 | 1.05 | 190 | 2600 |
| SDWL1005C68N□STF | 68 | G,H,J,K | 25 | 250 | 1.35 | 170 | 2500 |
| SDWL1005C75N□STF | 75 | G,H,J,K | 24 | 250 | 1.75 | 140 | 2400 |
| SDWL1005C82N□STF | 82 | G,H,J,K | 25 | 250 | 1.90 | 140 | 2300 |
| SDWL1005C91N□STF | 91 | G,H,J,K | 25 | 250 | 1.95 | 140 | 2100 |
| SDWL1005C96N□STF | 96 | G,H,J,K | 24 | 250 | 2.06 | 130 | 1500 |
| SDWL1005CR10□STF | 100 | G,H,J,K | 24 | 250 | 2.06 | 130 | 1500 |
| SDWL1005CR11□STF | 110 | G,H,J,K | 25 | 250 | 2.38 | 120 | 1200 |
| SDWL1005CR12□STF | 120 | J,K | 25 | 250 | 2.66 | 110 | 1000 |

SDWL1608C-S TYPE

| Part Number | Inductance | Tolerance | Min. Quality Factor | L/Q Test Freq. | Max. DC Resistance | Max. Rated Current | Min. Self-resonant Frequency |
|------------------|------------|-----------|---------------------|----------------|--------------------|--------------------|------------------------------|
| Units | nH | - | - | MHz | Ω | mA | MHz |
| Symbol | L | - | Q | Freq. | DCR | I _r | S.R.F |
| SDWL1608C1N6□STF | 1.6 | S,K | 22 | 250 | 0.035 | 1150 | >6000 |
| SDWL1608C1N7□STF | 1.7 | C,S,D,J,K | 16 | 250 | 0.043 | 1000 | >6000 |
| SDWL1608C1N8□STF | 1.8 | C,S,D,J,K | 18 | 250 | 0.043 | 1000 | >6000 |
| SDWL1608C2N2□STF | 2.2 | S,D,K | 13 | 250 | 0.150 | 700 | >6000 |
| SDWL1608C2N7□STF | 2.7 | C,S,D,J,K | 25 | 250 | 0.043 | 1000 | >6000 |
| SDWL1608C3N3□STF | 3.3 | C,S,D,J,K | 25 | 250 | 0.059 | 850 | >6000 |
| SDWL1608C3N6□STF | 3.6 | C,S,D,J,K | 25 | 250 | 0.059 | 850 | >6000 |



Specifications subject to change without notice. Please check our website for latest information. Revised 2018/04/15

Sunlord Industrial Park, Dafuyuan Industrial Zone, Guanlan, Shenzhen, China 518110 Tel: 0086-755-29832660 Fax: 0086-755-82269029 E-Mail: sunlord@sunlordinc.com

SPECIFICATIONS

SDWL1608C-S TYPE

| Part Number | Inductance | Tolerance | Min. Quality Factor | L/Q Test Freq. | Max. DC Resistance | Max. Rated Current | Min. Self-resonant Frequency |
|------------------|------------|-----------|---------------------|----------------|--------------------|--------------------|------------------------------|
| Units | nH | - | - | MHz | Ω | mA | MHz |
| Symbol | L | - | Q | Freq. | DCR | Ir | S.R.F |
| SDWL1608C3N9□STF | 3.9 | C,S,D,J,K | 25 | 250 | 0.059 | 850 | >6000 |
| SDWL1608C4N3□STF | 4.3 | C,S,D,J,K | 25 | 250 | 0.059 | 850 | >6000 |
| SDWL1608C4N7□STF | 4.7 | C,S,D,J,K | 25 | 250 | 0.065 | 800 | >6000 |
| SDWL1608C5N1□STF | 5.1 | C,S,D,J,K | 21 | 250 | 0.130 | 600 | >6000 |
| SDWL1608C6N2□STF | 6.2 | C,S,D,J,K | 29 | 250 | 0.095 | 700 | >6000 |
| SDWL1608C6N8□STF | 6.8 | G,H,J,K | 29 | 250 | 0.095 | 700 | >6000 |
| SDWL1608C7N5□STF | 7.5 | G,H,J,K | 33 | 250 | 0.095 | 700 | >6000 |
| SDWL1608C8N2□STF | 8.2 | G,H,J,K | 31 | 250 | 0.095 | 700 | >6000 |
| SDWL1608C8N7□STF | 8.7 | G,H,J,K | 31 | 250 | 0.095 | 700 | >6000 |
| SDWL1608C9N1□STF | 9.1 | G,H,J,K | 30 | 250 | 0.120 | 620 | 6000 |
| SDWL1608C9N5□STF | 9.5 | G,H,J,K | 26 | 250 | 0.160 | 540 | 6000 |
| SDWL1608C10N□STF | 10 | G,H,J,K | 30 | 250 | 0.130 | 600 | 6000 |
| SDWL1608C11N□STF | 11 | G,H,J,K | 35 | 250 | 0.130 | 600 | 6000 |
| SDWL1608C12N□STF | 12 | G,H,J,K | 35 | 250 | 0.130 | 600 | 6000 |
| SDWL1608C13N□STF | 13 | G,H,J,K | 35 | 250 | 0.130 | 600 | 6000 |
| SDWL1608C15N□STF | 15 | G,H,J,K | 37 | 250 | 0.150 | 550 | 6000 |
| SDWL1608C16N□STF | 16 | G,H,J,K | 37 | 250 | 0.150 | 550 | 5500 |
| SDWL1608C17N□STF | 17 | G,H,J,K | 37 | 250 | 0.150 | 550 | 5500 |
| SDWL1608C18N□STF | 18 | G,H,J,K | 37 | 250 | 0.150 | 550 | 5500 |
| SDWL1608C20N□STF | 20 | G,H,J,K | 37 | 250 | 0.150 | 550 | 4900 |
| SDWL1608C22N□STF | 22 | G,H,J,K | 38 | 250 | 0.190 | 490 | 4600 |
| SDWL1608C23N□STF | 23 | G,H,J,K | 40 | 250 | 0.190 | 490 | 3800 |
| SDWL1608C24N□STF | 24 | G,H,J,K | 40 | 250 | 0.190 | 490 | 3800 |
| SDWL1608C25N□STF | 25 | G,H,J,K | 40 | 250 | 0.190 | 490 | 3700 |
| SDWL1608C27N□STF | 27 | G,H,J,K | 38 | 250 | 0.190 | 490 | 3700 |
| SDWL1608C30N□STF | 30 | G,H,J,K | 38 | 250 | 0.210 | 470 | 3300 |
| SDWL1608C33N□STF | 33 | G,H,J,K | 40 | 250 | 0.210 | 470 | 3200 |
| SDWL1608C36N□STF | 36 | G,H,J,K | 40 | 250 | 0.220 | 460 | 2900 |
| SDWL1608C39N□STF | 39 | G,H,J,K | 40 | 250 | 0.220 | 460 | 2800 |
| SDWL1608C43N□STF | 43 | G,H,J,K | 40 | 250 | 0.270 | 400 | 2700 |
| SDWL1608C47N□STF | 47 | G,H,J,K | 36 | 200 | 0.270 | 400 | 2600 |
| SDWL1608C51N□STF | 51 | G,H,J,K | 35 | 200 | 0.300 | 390 | 2400 |
| SDWL1608C56N□STF | 56 | G,H,J,K | 38 | 200 | 0.350 | 360 | 2400 |
| SDWL1608C62N□STF | 62 | G,H,J,K | 36 | 200 | 0.380 | 350 | 2300 |
| SDWL1608C68N□STF | 68 | G,H,J,K | 36 | 200 | 0.380 | 350 | 2200 |
| SDWL1608C72N□STF | 72 | G,H,J,K | 34 | 150 | 0.430 | 320 | 2100 |
| SDWL1608C82N□STF | 82 | G,H,J,K | 34 | 150 | 0.500 | 300 | 2000 |
| SDWL1608C90N□STF | 90 | G,H,J,K | 34 | 150 | 0.520 | 300 | 1900 |
| SDWL1608C91N□STF | 91 | G,H,J,K | 34 | 150 | 0.520 | 300 | 1900 |
| SDWL1608CR10□STF | 100 | G,H,J,K | 31 | 150 | 0.660 | 260 | 1800 |
| SDWL1608CR11□STF | 110 | G,H,J,K | 32 | 150 | 0.730 | 250 | 1700 |
| SDWL1608CR12□STF | 120 | G,H,J,K | 32 | 150 | 0.750 | 240 | 1600 |
| SDWL1608CR13□STF | 130 | G,H,J,K | 32 | 150 | 0.750 | 240 | 1500 |
| SDWL1608CR14□STF | 140 | G,H,J,K | 32 | 150 | 1.100 | 200 | 1400 |
| SDWL1608CR15□STF | 150 | G,H,J,K | 32 | 150 | 1.120 | 200 | 1400 |
| SDWL1608CR16□STF | 160 | G,H,J,K | 32 | 150 | 1.120 | 200 | 1400 |
| SDWL1608CR18□STF | 180 | G,H,J,K | 25 | 100 | 1.380 | 180 | 1300 |
| SDWL1608CR20□STF | 200 | G,H,J,K | 25 | 100 | 1.900 | 150 | 1250 |

SPECIFICATIONS

SDWL1608C-S TYPE

| Part Number | Inductance | Tolerance | Min. Quality Factor | L/Q Test Freq. | Max. DC Resistance | Max. Rated Current | Min. Self-resonant Frequency |
|------------------|------------|-----------|---------------------|----------------|--------------------|--------------------|------------------------------|
| Units | nH | - | - | MHz | Ω | mA | MHz |
| Symbol | L | - | Q | Freq. | DCR | Ir | S.R.F |
| SDWL1608CR21□STF | 210 | G,H,J,K | 25 | 100 | 1.900 | 150 | 1250 |
| SDWL1608CR22□STF | 220 | G,H,J,K | 25 | 100 | 2.100 | 140 | 1200 |
| SDWL1608CR24□STF | 240 | G,H,J,K | 25 | 100 | 2.750 | 120 | 1100 |
| SDWL1608CR25□STF | 250 | G,H,J,K | 25 | 100 | 2.800 | 120 | 1100 |
| SDWL1608CR27□STF | 270 | G,H,J,K | 26 | 100 | 3.000 | 120 | 960 |
| SDWL1608CR30□STF | 300 | G,H,J,K | 26 | 100 | 4.050 | 110 | 900 |
| SDWL1608CR33□STF | 330 | G,H,J,K | 26 | 100 | 4.200 | 100 | 800 |
| SDWL1608CR39□STF | 390 | G,H,J,K | 27 | 100 | 4.500 | 100 | 800 |
| SDWL1608CR42□STF | 420 | G,H,J,K | 27 | 100 | 5.400 | 90 | 800 |
| SDWL1608CR47□STF | 470 | G,H,J,K | 27 | 100 | 5.700 | 90 | 700 |
| SDWL1608CR56□STF | 560 | G,H,J,K | 27 | 100 | 8.100 | 70 | 650 |

SDWL2012C TYPE

| Part Number | Inductance | Tolerance | Min. Quality Factor | L/Q Test Freq. | Max. DC Resistance | Max. Rated Current | Min. Self-resonant Frequency |
|------------------|------------|-----------|---------------------|----------------|--------------------|--------------------|------------------------------|
| Units | nH | - | - | MHz | Ω | mA | MHz |
| Symbol | L | - | Q | Freq. | DCR | Ir | S.R.F |
| SDWL2012C2N2□◎TF | 2.2 | G,H,J,K | 40 | 250/1500 | 0.10 | 600 | >6000 |
| SDWL2012C3N3□◎TF | 3.3 | G,H,J,K | 25 | 250/1500 | 0.20 | 600 | >6000 |
| SDWL2012C6N8□◎TF | 6.8 | G,H,J,K | 40 | 250/1000 | 0.11 | 600 | 5000 |
| SDWL2012C8N2□◎TF | 8.2 | G,H,J,K | 40 | 250/1000 | 0.19 | 600 | 4600 |
| SDWL2012C12N□◎TF | 12 | G,H,J,K | 40 | 250/500 | 0.15 | 600 | 4000 |
| SDWL2012C15N□◎TF | 15 | G,H,J,K | 40 | 250/500 | 0.17 | 600 | 2900 |
| SDWL2012C18N□◎TF | 18 | G,H,J,K | 50 | 250/500 | 0.20 | 600 | 3300 |
| SDWL2012C22N□◎TF | 22 | G,H,J,K | 55 | 250/500 | 0.22 | 500 | 2000 |
| SDWL2012C27N□◎TF | 27 | G,H,J,K | 55 | 250/500 | 0.25 | 500 | 2500 |
| SDWL2012C33N□◎TF | 33 | G,H,J,K | 60 | 250/500 | 0.27 | 500 | 2000 |
| SDWL2012C39N□◎TF | 39 | G,H,J,K | 60 | 250/500 | 0.29 | 500 | 2000 |
| SDWL2012C47N□◎TF | 47 | G,H,J,K | 50 | 200/500 | 0.31 | 500 | 1600 |
| SDWL2012C56N□◎TF | 56 | G,H,J,K | 55 | 200/500 | 0.32 | 500 | 1550 |
| SDWL2012C68N□◎TF | 68 | G,H,J,K | 55 | 200/500 | 0.38 | 500 | 1450 |
| SDWL2012C82N□◎TF | 82 | G,H,J,K | 50 | 150/500 | 0.42 | 400 | 1300 |
| SDWL2012CR10□◎TF | 100 | G,H,J,K | 50 | 150/500 | 0.46 | 400 | 1200 |
| SDWL2012CR12□◎TF | 120 | G,H,J,K | 50 | 150/250 | 0.51 | 400 | 1100 |
| SDWL2012CR15□◎TF | 150 | G,H,J,K | 50 | 100/250 | 0.56 | 400 | 920 |
| SDWL2012CR18□◎TF | 180 | G,H,J,K | 50 | 100/250 | 0.64 | 400 | 870 |
| SDWL2012CR22□◎TF | 220 | G,H,J,K | 45 | 100/250 | 1.10 | 400 | 850 |
| SDWL2012CR27□◎TF | 270 | G,H,J,K | 38 | 100/250 | 1.00 | 350 | 650 |
| SDWL2012CR33□◎TF | 330 | G,H,J,K | 40 | 100/250 | 1.40 | 310 | 600 |
| SDWL2012CR39□◎TF | 390 | G,H,J,K | 35 | 100/250 | 1.50 | 290 | 560 |
| SDWL2012CR47□◎TF | 470 | G,H,J,K | 33 | 50/100 | 1.72 | 250 | 375 |
| SDWL2012CR56□◎TF | 560 | G,H,J,K | 23 | 25/50 | 1.90 | 230 | 320 |
| SDWL2012CR62□◎TF | 620 | G,H,J,K | 23 | 25/50 | 1.95 | 200 | 280 |
| SDWL2012CR68□◎TF | 680 | G,H,J,K | 23 | 25/50 | 2.05 | 190 | 270 |
| SDWL2012CR75□◎TF | 750 | G,H,J,K | 23 | 25/50 | 2.10 | 180 | 240 |
| SDWL2012CR82□◎TF | 820 | G,H,J,K | 23 | 25/50 | 2.30 | 180 | 250 |
| SDWL2012CR91□◎TF | 910 | G,H,J,K | 22 | 25/50 | 2.40 | 160 | 230 |
| SDWL2012C1R0□◎TF | 1000 | G,H,J,K | 20 | 25/50 | 2.50 | 150 | 200 |



Specifications subject to change without notice. Please check our website for latest information. Revised 2018/04/15

SPECIFICATIONS

SDWL2520C TYPE

| Part Number | Inductance | Tolerance | Min. Quality Factor | L/Q Test Freq. | Max. DC Resistance | Max. Rated Current | Min. Self-resonant Frequency |
|------------------|------------|-----------|---------------------|----------------|--------------------|--------------------|------------------------------|
| Units | nH | - | - | MHz | Ω | mA | MHz |
| Symbol | L | - | Q | Freq. | DCR | I _r | S.R.F |
| SDWL2520C4N7□◎TF | 4.7 | G,H,J,K | 50 | 50/1500 | 0.11 | 1000 | >6000 |
| SDWL2520C10N□◎TF | 10 | G,H,J,K | 50 | 50/500 | 0.08 | 1000 | 4100 |
| SDWL2520C12N□◎TF | 12 | G,H,J,K | 50 | 50/500 | 0.09 | 1000 | 3300 |
| SDWL2520C15N□◎TF | 15 | G,H,J,K | 50 | 50/500 | 0.13 | 1000 | 2500 |
| SDWL2520C18N□◎TF | 18 | G,H,J,K | 50 | 50/350 | 0.11 | 1000 | 2500 |
| SDWL2520C22N□◎TF | 22 | G,H,J,K | 55 | 50/350 | 0.12 | 1000 | 2400 |
| SDWL2520C27N□◎TF | 27 | G,H,J,K | 55 | 50/350 | 0.13 | 1000 | 1600 |
| SDWL2520C33N□◎TF | 33 | G,H,J,K | 60 | 50/350 | 0.14 | 1000 | 1600 |
| SDWL2520C39N□◎TF | 39 | G,H,J,K | 50 | 50/350 | 0.15 | 1000 | 1500 |
| SDWL2520C47N□◎TF | 47 | G,H,J,K | 65 | 50/350 | 0.16 | 1000 | 1500 |
| SDWL2520C56N□◎TF | 56 | G,H,J,K | 50 | 50/350 | 0.18 | 1000 | 1300 |
| SDWL2520C68N□◎TF | 68 | G,H,J,K | 65 | 50/350 | 0.21 | 1000 | 1200 |
| SDWL2520C82N□◎TF | 82 | G,H,J,K | 60 | 50/350 | 0.22 | 1000 | 800 |
| SDWL2520CR10□◎TF | 100 | G,H,J,K | 60 | 25/350 | 0.56 | 650 | 1000 |
| SDWL2520CR12□◎TF | 120 | G,H,J,K | 60 | 25/350 | 0.63 | 650 | 950 |
| SDWL2520CR15□◎TF | 150 | G,H,J,K | 50 | 25/100 | 0.62 | 580 | 800 |
| SDWL2520CR18□◎TF | 180 | G,H,J,K | 50 | 25/100 | 0.70 | 620 | 750 |
| SDWL2520CR22□◎TF | 220 | G,H,J,K | 50 | 25/100 | 0.80 | 500 | 630 |
| SDWL2520CR27□◎TF | 270 | G,H,J,K | 50 | 25/100 | 0.91 | 500 | 600 |
| SDWL2520CR33□◎TF | 330 | G,H,J,K | 50 | 25/100 | 1.05 | 450 | 530 |
| SDWL2520CR39□◎TF | 390 | G,H,J,K | 50 | 25/100 | 1.12 | 470 | 480 |
| SDWL2520CR47□◎TF | 470 | G,H,J,K | 50 | 25/100 | 1.19 | 470 | 450 |
| SDWL2520CR56□◎TF | 560 | G,H,J,K | 50 | 25/100 | 1.33 | 400 | 390 |
| SDWL2520CR62□◎TF | 620 | G,H,J,K | 45 | 25/100 | 1.40 | 300 | 375 |
| SDWL2520CR68□◎TF | 680 | G,H,J,K | 45 | 25/100 | 1.47 | 400 | 360 |
| SDWL2520CR75□◎TF | 750 | G,H,J,K | 45 | 25/100 | 1.54 | 360 | 360 |
| SDWL2520CR82□◎TF | 820 | G,H,J,K | 45 | 25/100 | 1.61 | 400 | 330 |
| SDWL2520CR91□◎TF | 910 | G,H,J,K | 35 | 25/50 | 1.68 | 380 | 295 |
| SDWL2520C1R0□◎TF | 1000 | G,H,J,K | 35 | 25/50 | 1.80 | 370 | 270 |
| SDWL2520C1R2□◎TF | 1200 | G,H,J,K | 35 | 7.9/50 | 2.0 | 310 | 200 |
| SDWL2520C1R5□◎TF | 1500 | G,H,J,K | 28 | 7.9/50 | 2.3 | 330 | 150 |
| SDWL2520C1R8□◎TF | 1800 | G,H,J,K | 28 | 7.9/50 | 2.6 | 300 | 120 |
| SDWL2520C2R2□◎TF | 2200 | G,H,J,K | 28 | 7.9/50 | 2.8 | 280 | 100 |
| SDWL2520C2R7□◎TF | 2700 | G,H,J,K | 22 | 7.9/25 | 3.2 | 290 | 90 |
| SDWL2520C3R3□◎TF | 3300 | G,H,J,K | 22 | 7.9/25 | 3.4 | 290 | 70 |
| SDWL2520C3R9□◎TF | 3900 | G,H,J,K | 17 | 7.9/25 | 3.6 | 260 | 60 |
| SDWL2520C4R7□◎TF | 4700 | G,H,J,K | 20 | 7.9/25 | 4.0 | 260 | 50 |
| SDWL2520C5R6□◎TF | 5600 | G,H,J,K | 20 | 7.9/25 | 5.7 | 240 | 40 |
| SDWL2520C6R8□◎TF | 6800 | G,H,J,K | 20 | 7.9/25 | 7.7 | 200 | 40 |
| SDWL2520C8R2□◎TF | 8200 | G,H,J,K | 20 | 7.9/25 | 10.7 | 150 | 30 |

SPECIFICATIONS

SDWL3216C TYPE

| Part Number | Inductance | Tolerance | Min. Quality Factor | L/Q Test Freq. | Max. DC Resistance | Max. Rated Current | Min. Self-resonant Frequency |
|------------------|------------|-----------|---------------------|----------------|--------------------|--------------------|------------------------------|
| Units | nH | - | - | MHz | Ω | mA | MHz |
| Symbol | L | - | Q | Freq. | DCR | Ir | S.R.F |
| SDWL3216C3N3□◎TF | 3.3 | G,H,J,K | 20 | 100/300 | 0.07 | 1000 | 6200 |
| SDWL3216C6N8□◎TF | 6.8 | G,H,J,K | 30 | 100/300 | 0.07 | 1000 | 5500 |
| SDWL3216C10N□◎TF | 10 | G,H,J,K | 40 | 100/300 | 0.09 | 1000 | 4000 |
| SDWL3216C12N□◎TF | 12 | G,H,J,K | 40 | 100/300 | 0.09 | 1000 | 3200 |
| SDWL3216C15N□◎TF | 15 | G,H,J,K | 40 | 100/300 | 0.12 | 1000 | 3200 |
| SDWL3216C18N□◎TF | 18 | G,H,J,K | 45 | 100/300 | 0.12 | 1000 | 2800 |
| SDWL3216C22N□◎TF | 22 | G,H,J,K | 50 | 100/300 | 0.12 | 1000 | 2200 |
| SDWL3216C27N□◎TF | 27 | G,H,J,K | 50 | 100/300 | 0.12 | 1000 | 1800 |
| SDWL3216C33N□◎TF | 33 | G,H,J,K | 50 | 100/300 | 0.12 | 1000 | 1800 |
| SDWL3216C39N□◎TF | 39 | G,H,J,K | 50 | 100/300 | 0.12 | 1000 | 1800 |
| SDWL3216C47N□◎TF | 47 | G,H,J,K | 50 | 100/300 | 0.13 | 1000 | 1500 |
| SDWL3216C56N□◎TF | 56 | G,H,J,K | 55 | 100/300 | 0.14 | 1000 | 1450 |
| SDWL3216C68N□◎TF | 68 | G,H,J,K | 55 | 100/300 | 0.26 | 900 | 1200 |
| SDWL3216C82N□◎TF | 82 | G,H,J,K | 55 | 100/300 | 0.21 | 900 | 1200 |
| SDWL3216CR10□◎TF | 100 | G,H,J,K | 55 | 100/300 | 0.30 | 850 | 1100 |
| SDWL3216CR12□◎TF | 120 | G,H,J,K | 60 | 100/300 | 0.30 | 800 | 1100 |
| SDWL3216CR15□◎TF | 150 | G,H,J,K | 55 | 100/300 | 0.31 | 750 | 950 |
| SDWL3216CR18□◎TF | 180 | G,H,J,K | 60 | 50/300 | 0.43 | 700 | 900 |
| SDWL3216CR22□◎TF | 220 | G,H,J,K | 60 | 50/300 | 0.56 | 670 | 760 |
| SDWL3216CR27□◎TF | 270 | G,H,J,K | 50 | 50/300 | 0.56 | 630 | 730 |
| SDWL3216CR33□◎TF | 330 | G,H,J,K | 45 | 50/150 | 0.70 | 590 | 650 |
| SDWL3216CR39□◎TF | 390 | G,H,J,K | 45 | 50/150 | 0.80 | 530 | 600 |
| SDWL3216CR47□◎TF | 470 | G,H,J,K | 45 | 50/150 | 1.30 | 490 | 550 |
| SDWL3216CR56□◎TF | 560 | G,H,J,K | 45 | 35/150 | 1.34 | 460 | 470 |
| SDWL3216CR68□◎TF | 680 | G,H,J,K | 45 | 35/150 | 1.58 | 430 | 450 |
| SDWL3216CR82□◎TF | 820 | G,H,J,K | 45 | 35/150 | 1.82 | 400 | 420 |
| SDWL3216C1R0□◎TF | 1000 | G,H,J,K | 45 | 35/150 | 2.80 | 320 | 400 |
| SDWL3216C1R2□◎TF | 1200 | G,H,J,K | 45 | 35/150 | 3.20 | 300 | 380 |

SDWL3225C TYPE

| Part Number | Inductance | Tolerance | Min. Quality Factor | L/Q Test Freq. | Max. DC Resistance | Max. Rated Current | Min. Self-resonant Frequency |
|------------------|------------|-----------|---------------------|----------------|--------------------|--------------------|------------------------------|
| Units | nH | - | - | MHz | Ω | mA | MHz |
| Symbol | L | - | Q | Freq. | DCR | Ir | S.R.F |
| SDWL3225C3N9□◎TF | 3.9 | G,H,J,K | 30 | 100/300 | 0.05 | 1000 | 6000 |
| SDWL3225C4N7□◎TF | 4.7 | G,H,J,K | 30 | 100/300 | 0.065 | 1000 | 5800 |
| SDWL3225C8N2□◎TF | 8.2 | G,H,J,K | 30 | 100/300 | 0.07 | 1000 | 5500 |
| SDWL3225C10N□◎TF | 10 | G,H,J,K | 40 | 100/300 | 0.08 | 1000 | 4000 |
| SDWL3225C12N□◎TF | 12 | G,H,J,K | 40 | 100/300 | 0.08 | 1000 | 3200 |
| SDWL3225C15N□◎TF | 15 | G,H,J,K | 40 | 100/300 | 0.10 | 1000 | 3200 |
| SDWL3225C18N□◎TF | 18 | G,H,J,K | 50 | 100/300 | 0.10 | 1000 | 2800 |
| SDWL3225C22N□◎TF | 22 | G,H,J,K | 50 | 100/300 | 0.10 | 1000 | 2200 |
| SDWL3225C27N□◎TF | 27 | G,H,J,K | 50 | 100/300 | 0.11 | 1000 | 1800 |
| SDWL3225C33N□◎TF | 33 | G,H,J,K | 55 | 100/300 | 0.11 | 1000 | 1800 |
| SDWL3225C39N□◎TF | 39 | G,H,J,K | 55 | 100/300 | 0.12 | 1000 | 1500 |
| SDWL3225C43N□◎TF | 43 | G,H,J,K | 55 | 100/300 | 0.12 | 1000 | 1500 |



Specifications subject to change without notice. Please check our website for latest information. Revised 2018/04/15

Sunlord Industrial Park, Dafuyuan Industrial Zone, Guanlan, Shenzhen, China 518110 Tel: 0086-755-29832660 Fax: 0086-755-82269029 E-Mail: sunlord@sunlordinc.com

SPECIFICATIONS

SDWL3225C TYPE

| Part Number | Inductance | Tolerance | Min. Quality Factor | L/Q Test Freq. | Max. DC Resistance | Max. Rated Current | Min. Self-resonant Frequency |
|------------------|------------|-----------|---------------------|----------------|--------------------|--------------------|------------------------------|
| Units | nH | - | - | MHz | Ω | mA | MHz |
| Symbol | L | - | Q | Freq. | DCR | I _r | S.R.F |
| SDWL3225C47N□◎TF | 47 | G,H,J,K | 55 | 100/300 | 0.13 | 1000 | 1500 |
| SDWL3225C56N□◎TF | 56 | G,H,J,K | 55 | 100/300 | 0.14 | 1000 | 1450 |
| SDWL3225C68N□◎TF | 68 | G,H,J,K | 55 | 100/300 | 0.15 | 900 | 1200 |
| SDWL3225C82N□◎TF | 82 | G,H,J,K | 55 | 100/300 | 0.20 | 900 | 1000 |
| SDWL3225CR10□◎TF | 100 | G,H,J,K | 55 | 100/300 | 0.20 | 850 | 900 |
| SDWL3225CR12□◎TF | 120 | G,H,J,K | 60 | 100/300 | 0.25 | 800 | 800 |
| SDWL3225CR15□◎TF | 150 | G,H,J,K | 60 | 100/300 | 0.25 | 750 | 700 |
| SDWL3225CR18□◎TF | 180 | G,H,J,K | 60 | 50/300 | 0.30 | 700 | 650 |
| SDWL3225CR22□◎TF | 220 | G,H,J,K | 60 | 50/300 | 0.40 | 770 | 650 |
| SDWL3225CR27□◎TF | 270 | G,H,J,K | 40 | 50/300 | 0.40 | 630 | 580 |
| SDWL3225CR33□◎TF | 330 | G,H,J,K | 45 | 50/150 | 0.58 | 590 | 580 |
| SDWL3225CR39□◎TF | 390 | G,H,J,K | 45 | 50/150 | 0.58 | 530 | 510 |
| SDWL3225CR47□◎TF | 470 | G,H,J,K | 45 | 50/150 | 0.80 | 490 | 480 |
| SDWL3225CR56□◎TF | 560 | G,H,J,K | 45 | 35/150 | 1.10 | 460 | 420 |
| SDWL3225CR68□◎TF | 680 | G,H,J,K | 45 | 35/150 | 1.20 | 430 | 400 |
| SDWL3225CR82□◎TF | 820 | G,H,J,K | 45 | 35/150 | 1.82 | 400 | 370 |
| SDWL3225C1R0□◎TF | 1000 | G,H,J,K | 45 | 35/150 | 1.85 | 320 | 340 |
| SDWL3225C1R2□◎TF | 1200 | G,H,J,K | 35 | 35/150 | 1.87 | 300 | 220 |
| SDWL3225C1R5□◎TF | 1500 | G,H,J,K | 20 | 7.9/50 | 1.95 | 310 | 160 |
| SDWL3225C1R8□◎TF | 1800 | G,H,J,K | 30 | 7.9/50 | 2.25 | 310 | 160 |
| SDWL3225C2R2□◎TF | 2200 | G,H,J,K | 25 | 7.9/50 | 2.41 | 310 | 130 |
| SDWL3225C2R7□◎TF | 2700 | G,H,J,K | 25 | 7.9/50 | 2.85 | 300 | 110 |
| SDWL3225C3R0□◎TF | 3000 | G,H,J,K | 20 | 7.9/25 | 3.12 | 300 | 110 |
| SDWL3225C3R9□◎TF | 3900 | G,H,J,K | 20 | 7.9/25 | 3.60 | 290 | 60 |
| SDWL3225C4R7□◎TF | 4700 | G,H,J,K | 20 | 7.9/25 | 4.00 | 280 | 60 |
| SDWL3225C5R6□◎TF | 5600 | G,H,J,K | 15 | 7.9/25 | 5.00 | 250 | 50 |
| SDWL3225C6R8□◎TF | 6800 | G,H,J,K | 15 | 7.9 | 8.00 | 230 | 40 |
| SDWL3225C8R6□◎TF | 8600 | G,H,J,K | 15 | 7.9 | 9.00 | 200 | 40 |

SDWL4532C TYPE

| Part Number | Inductance | Tolerance | Min. Quality Factor | L/Q Test Freq. | Max. DC Resistance | Max. Rated Current | Min. Self-resonant Frequency |
|------------------|------------|-----------|---------------------|----------------|--------------------|--------------------|------------------------------|
| Units | μ H | - | - | MHz | Ω | mA | MHz |
| Symbol | L | - | Q | Freq. | DCR | I _r | S.R.F |
| SDWL4532C1R0□◎TF | 1.0 | G,H,J,K | 60 | 7.9/50 | 1.2 | 480 | 250 |
| SDWL4532C1R2□◎TF | 1.2 | G,H,J,K | 60 | 7.9/50 | 1.2 | 480 | 230 |
| SDWL4532C1R5□◎TF | 1.5 | G,H,J,K | 60 | 7.9/50 | 1.6 | 430 | 210 |
| SDWL4532C1R8□◎TF | 1.8 | G,H,J,K | 55 | 7.9/50 | 2.0 | 380 | 150 |
| SDWL4532C2R2□◎TF | 2.2 | G,H,J,K | 55 | 7.9/50 | 2.2 | 340 | 150 |
| SDWL4532C2R7□◎TF | 2.7 | G,H,J,K | 55 | 7.9/50 | 3.2 | 300 | 150 |
| SDWL4532C3R3□◎TF | 3.3 | G,H,J,K | 55 | 7.9/50 | 3.8 | 270 | 130 |
| SDWL4532C3R9□◎TF | 3.9 | G,H,J,K | 55 | 7.9/50 | 5.0 | 240 | 120 |
| SDWL4532C4R7□◎TF | 4.7 | G,H,J,K | 55 | 7.9/50 | 5.4 | 230 | 90 |
| SDWL4532C5R6□◎TF | 5.6 | G,H,J,K | 45 | 7.9/50 | 5.7 | 220 | 90 |
| SDWL4532C6R8□◎TF | 6.8 | G,H,J,K | 30 | 7.9/50 | 6.6 | 210 | 80 |
| SDWL4532C8R2□◎TF | 8.2 | G,H,J,K | 20 | 7.9/50 | 7.0 | 200 | 70 |



Specifications subject to change without notice. Please check our website for latest information. Revised 2018/04/15

Sunlord Industrial Park, Dafuyuan Industrial Zone, Guanlan, Shenzhen, China 518110 Tel: 0086-755-29832660 Fax: 0086-755-82269029 E-Mail: sunlord@sunlordinc.com

SPECIFICATIONS

SDWL4532C TYPE

| Part Number | Inductance | Tolerance | Min. Quality Factor | L/Q Test Freq. | Max. DC Resistance | Max. Rated Current | Min. Self-resonant Frequency |
|------------------|------------|-----------|---------------------|----------------|--------------------|--------------------|------------------------------|
| Units | uH | - | - | MHz | Ω | mA | MHz |
| Symbol | L | - | Q | Freq. | DCR | I _r | S.R.F |
| SDWL4532C100□◎TF | 10 | G,H,J,K | 15 | 7.9/50 | 7.7 | 190 | 60 |
| SDWL4532C120□◎TF | 12 | G,H,J,K | 30 | 2.5/10 | 8.7 | 180 | 50 |
| SDWL4532C150□◎TF | 15 | G,H,J,K | 30 | 2.5/10 | 9.6 | 170 | 30 |
| SDWL4532C180□◎TF | 18 | G,H,J,K | 25 | 2.5/10 | 10.5 | 160 | 30 |
| SDWL4532C220□◎TF | 22 | G,H,J,K | 25 | 2.5/10 | 11.5 | 155 | 20 |
| SDWL4532C270□◎TF | 27 | G,H,J,K | 25 | 2.5/10 | 12.5 | 150 | 20 |
| SDWL4532C330□◎TF | 33 | G,H,J,K | 10 | 2.5/10 | 13.5 | 145 | 10 |

※□: Please specify the inductance tolerance code (B=±0.1nH, C=±0.2nH, S=±0.3nH, D=±0.5nH, G=±2%, H=±3%, J=±5%, K=±10%).

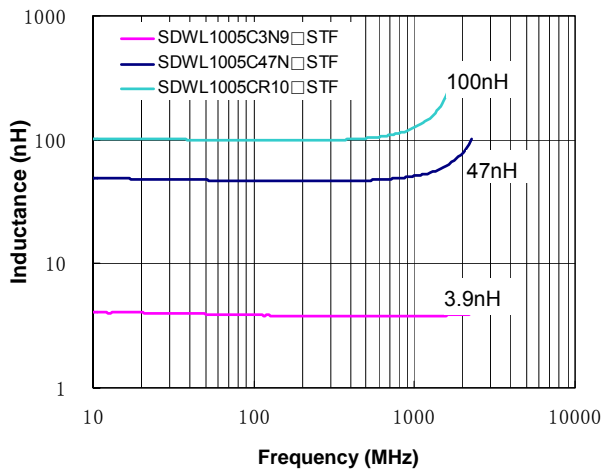
※◎: For the product of 2012 and above size, please specify the electrodes code: S means Sn Plating, G means Au Plating.

※: Please refer to "Measurement Notice For RF Inductors".

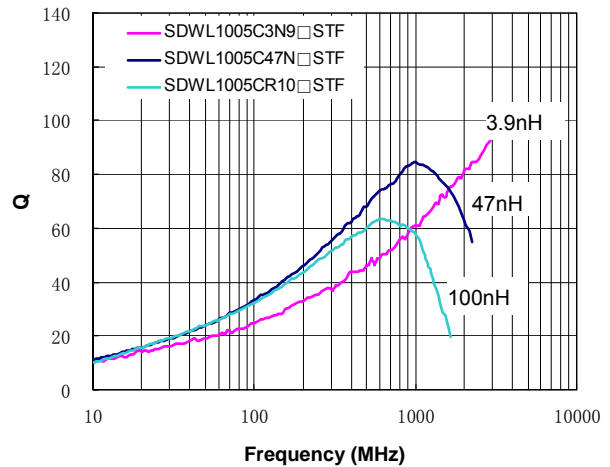
TYPICAL ELECTRICAL CHARACTERISTICS

SDWL1005C-S TYPE

Inductance vs. Frequency Characteristics

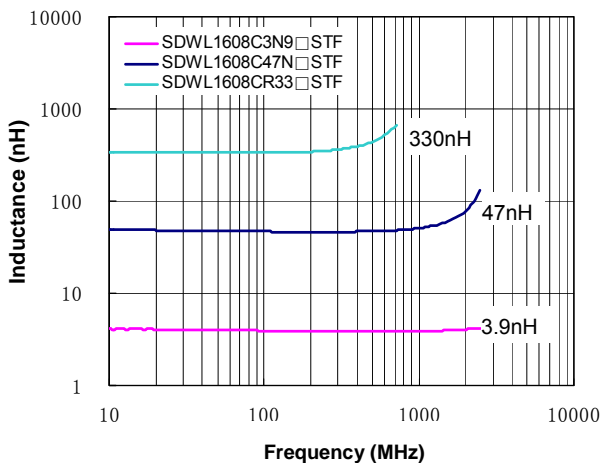


Q vs. Frequency Characteristics

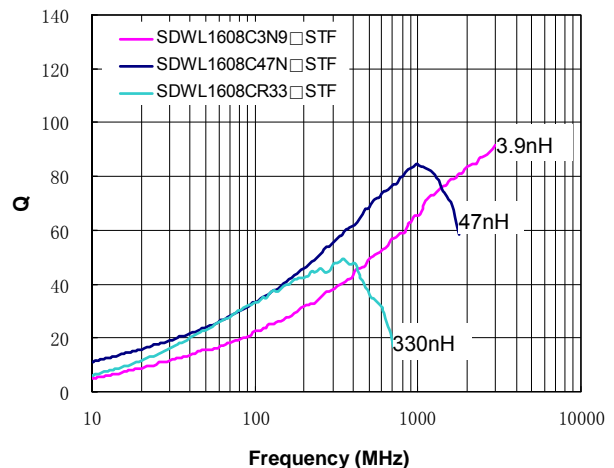


SDWL1608C-S TYPE

Inductance vs. Frequency Characteristics



Q vs. Frequency Characteristics

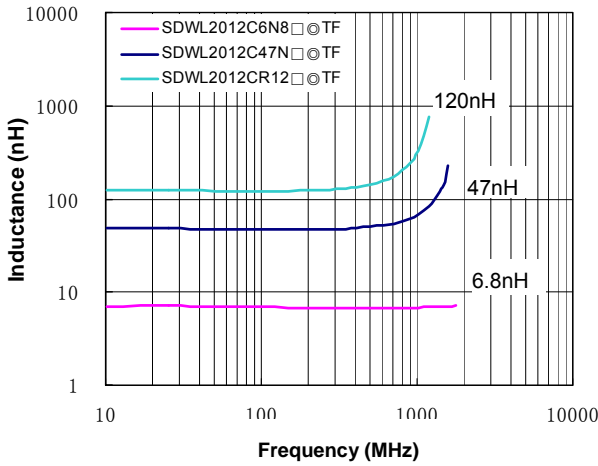


Specifications subject to change without notice. Please check our website for latest information. revised 2018/04/15

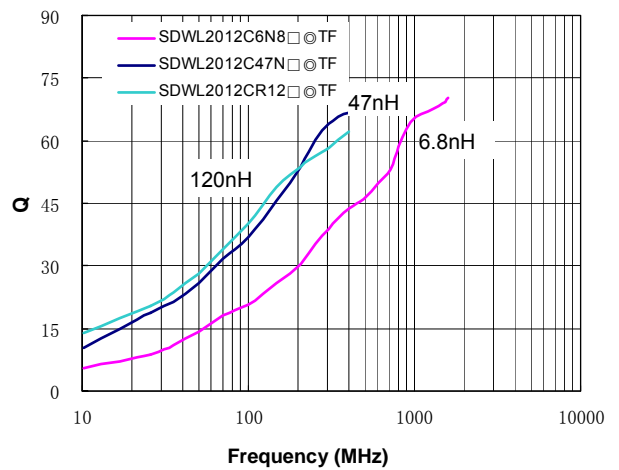
TYPICAL ELECTRICAL CHARACTERISTICS

SDWL2012C TYPE

Inductance vs. Frequency Characteristics

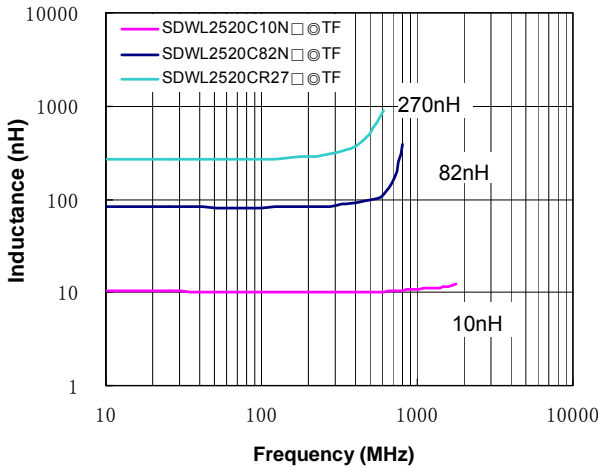


Q vs. Frequency Characteristics

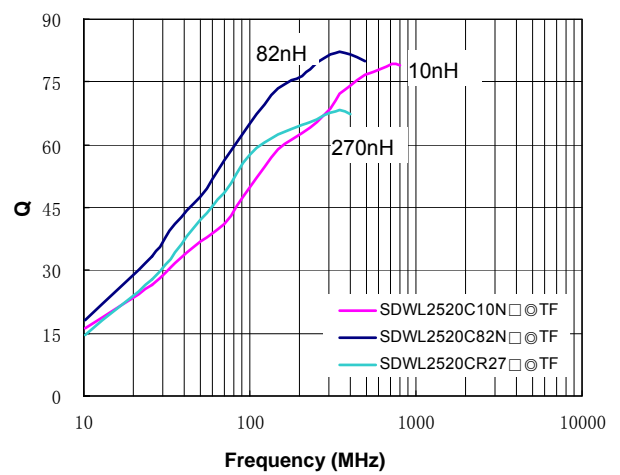


SDWL2520C TYPE

Inductance vs. Frequency Characteristics

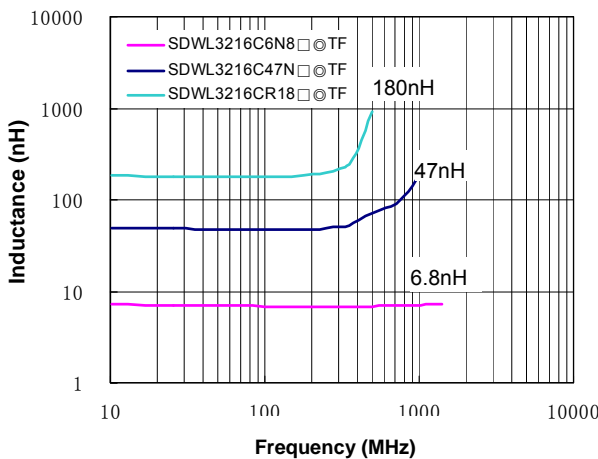


Q vs. Frequency Characteristics

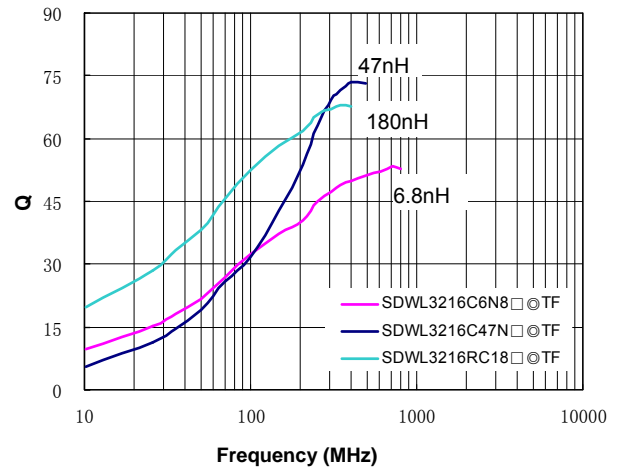


SDWL3216C TYPE

Inductance vs. Frequency Characteristics



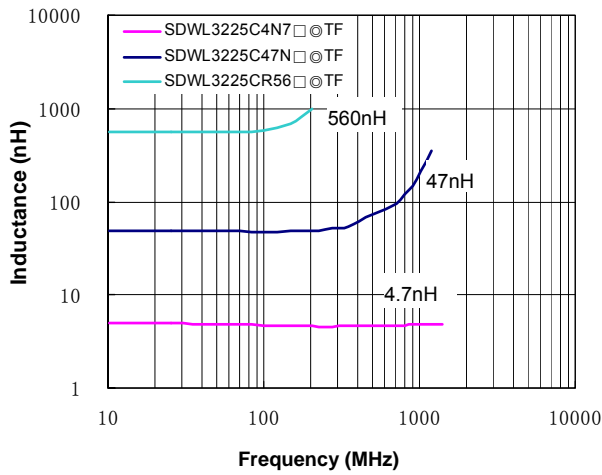
Q vs. Frequency Characteristics



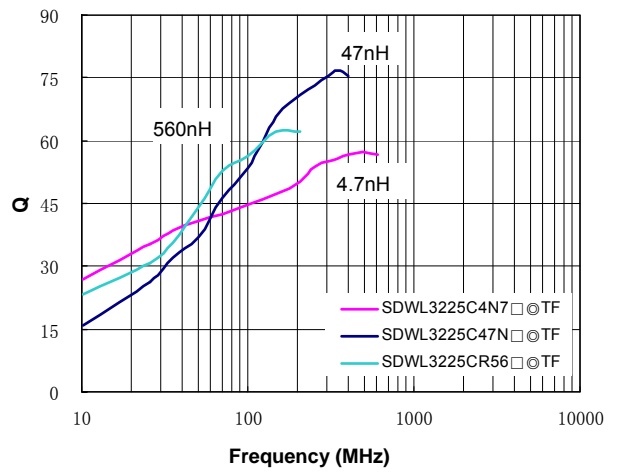
TYPICAL ELECTRICAL CHARACTERISTICS

SDWL3225C TYPE

Inductance vs. Frequency Characteristics

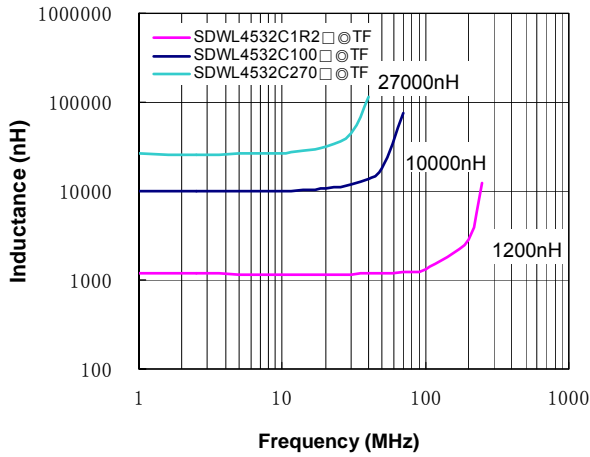


Q vs. Frequency Characteristics

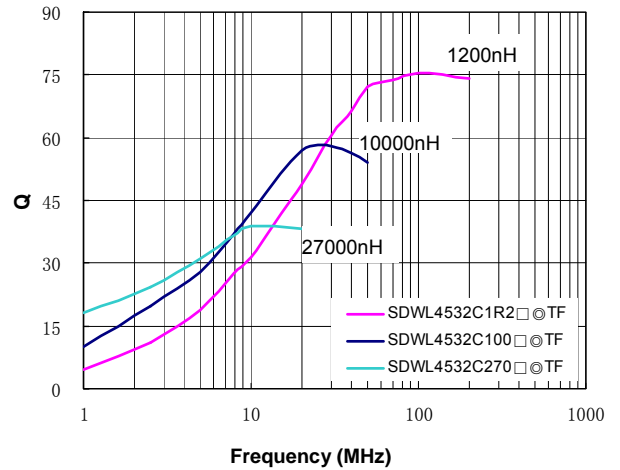


SDWL4532C TYPE

Inductance vs. Frequency Characteristics



Q vs. Frequency Characteristics



X-ON Electronics

Largest Supplier of Electrical and Electronic Components

Click to view similar products for [Fixed Inductors](#) category:

Click to view products by [Sunlord](#) manufacturer:

Other Similar products are found below :

[MLZ1608M6R8WTD25](#) [MLZ1608N6R8LT000](#) [MLZ1608N3R3LTD25](#) [MLZ1608N3R3LT000](#) [MLZ1608N150LT000](#)

[MLZ1608M150WTD25](#) [MLZ1608M3R3WTD25](#) [MLZ1608M3R3WT000](#) [MLZ1608M150WT000](#) [MLZ1608A1R5WT000](#)

[MLZ1608N1R5LT000](#) [B82432C1333K000](#) [PCMB053T-1R0MS](#) [PCMB053T-1R5MS](#) [PCMB104T-1R5MS](#) [CR32NP-100KC](#) [CR32NP-](#)

[151KC](#) [CR32NP-180KC](#) [CR32NP-181KC](#) [CR32NP-1R5MC](#) [CR32NP-390KC](#) [CR32NP-3R9MC](#) [CR32NP-680KC](#) [CR32NP-820KC](#)

[CR32NP-8R2MC](#) [CR43NP-390KC](#) [CR43NP-560KC](#) [CR43NP-680KC](#) [CR54NP-181KC](#) [CR54NP-470LC](#) [CR54NP-820KC](#) [CR54NP-8R5MC](#)

[MGDQ4-00004-P](#) [MGDU1-00016-P](#) [MHL1ECTTP18NJ](#) [MHL1JCTTD12NJ](#) [PE-51506NL](#) [PE-53601NL](#) [PE-53630NL](#) [PE-53824SNLT](#) [PE-](#)

[62892NL](#) [PE-92100NL](#) [PG0434.801NLT](#) [PG0936.113NLT](#) [PM06-2N7](#) [PM06-39NJ](#) [HC2LP-R47-R](#) [HC2-R47-R](#) [HC3-2R2-R](#) [HC8-1R2-R](#)