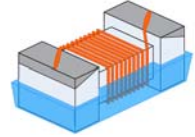


# Wire Wound Chip Ceramic Inductor – SDWL-C Series

Operating Temp. : -40°C~+125°C



## FEATURES

- Small chip suitable for surface mounting
- High Q value and high self-resonant frequency with ceramic material
- Tight inductance tolerance and high reliability

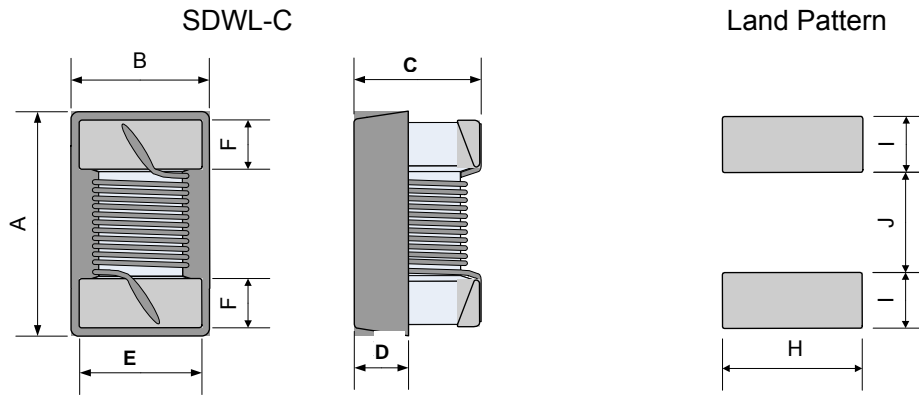
## APPLICATIONS

- High frequency circuit in telecommunication and other equipments
- Mobile phones such as GSM, CDMA, PDC, etc.
- Bluetooth, W-LAN, Broadband network

## PRODUCT IDENTIFICATION

<u>SDWL</u> ①	<u>1005</u> ②	<u>C</u> ③	<u>10N</u> ④	<u>J</u> ⑤	<u>S</u> ⑥	<u>T</u> ⑦	<u>F</u> ⑧																																																																		
①	②	③	④	⑤	⑥	⑦	⑧																																																																		
<table border="1"> <thead> <tr> <th colspan="2">Type</th> </tr> </thead> <tbody> <tr> <td>SDWL</td> <td>Wire Wound Chip Inductor</td> </tr> </tbody> </table>	Type		SDWL	Wire Wound Chip Inductor	<table border="1"> <thead> <tr> <th colspan="2">External Dimensions</th> </tr> </thead> <tbody> <tr> <td>1005</td> <td>[0402]</td> </tr> <tr> <td>1608</td> <td>[0603]</td> </tr> <tr> <td>2012</td> <td>[0805]</td> </tr> <tr> <td>2520</td> <td>[1008]</td> </tr> <tr> <td>3216</td> <td>[1206]</td> </tr> <tr> <td>3225</td> <td>[1210]</td> </tr> <tr> <td>4532</td> <td>[1812]</td> </tr> </tbody> </table>	External Dimensions		1005	[0402]	1608	[0603]	2012	[0805]	2520	[1008]	3216	[1206]	3225	[1210]	4532	[1812]	<table border="1"> <thead> <tr> <th colspan="2">Material Code</th> </tr> </thead> <tbody> <tr> <td>C</td> <td>Ceramic</td> </tr> </tbody> </table>	Material Code		C	Ceramic	<table border="1"> <thead> <tr> <th colspan="2">Nominal Inductance</th> </tr> </thead> <tbody> <tr> <th>Example</th> <th>Nominal Value</th> </tr> <tr> <td>10N</td> <td>10nH</td> </tr> <tr> <td>R10</td> <td>100nH</td> </tr> <tr> <td>1R0</td> <td>1.0μH</td> </tr> </tbody> </table>	Nominal Inductance		Example	Nominal Value	10N	10nH	R10	100nH	1R0	1.0μH	<table border="1"> <thead> <tr> <th colspan="2">Inductance Tolerance</th> </tr> </thead> <tbody> <tr> <td>B</td> <td>±0.1nH</td> </tr> <tr> <td>C</td> <td>±0.2nH</td> </tr> <tr> <td>S</td> <td>±0.3nH</td> </tr> <tr> <td>D</td> <td>±0.5nH</td> </tr> <tr> <td>G</td> <td>±2%</td> </tr> <tr> <td>H</td> <td>±3%</td> </tr> <tr> <td>J</td> <td>±5%</td> </tr> <tr> <td>K</td> <td>±10%</td> </tr> </tbody> </table>	Inductance Tolerance		B	±0.1nH	C	±0.2nH	S	±0.3nH	D	±0.5nH	G	±2%	H	±3%	J	±5%	K	±10%	<table border="1"> <thead> <tr> <th colspan="2">Feature Type</th> </tr> </thead> <tbody> <tr> <td>S</td> <td>Sn Plating Five-faces Coating</td> </tr> <tr> <td>G</td> <td>Au Plating Five-faces Coating</td> </tr> </tbody> </table>	Feature Type		S	Sn Plating Five-faces Coating	G	Au Plating Five-faces Coating	<table border="1"> <thead> <tr> <th colspan="2">Packing</th> </tr> </thead> <tbody> <tr> <td>T</td> <td>Tape &amp; Reel</td> </tr> </tbody> </table>	Packing		T	Tape & Reel	<table border="1"> <thead> <tr> <th colspan="2">Hazardous Substance Free Products</th> </tr> </thead> <tbody> <tr> <td colspan="2">F</td> </tr> </tbody> </table>	Hazardous Substance Free Products		F	
Type																																																																									
SDWL	Wire Wound Chip Inductor																																																																								
External Dimensions																																																																									
1005	[0402]																																																																								
1608	[0603]																																																																								
2012	[0805]																																																																								
2520	[1008]																																																																								
3216	[1206]																																																																								
3225	[1210]																																																																								
4532	[1812]																																																																								
Material Code																																																																									
C	Ceramic																																																																								
Nominal Inductance																																																																									
Example	Nominal Value																																																																								
10N	10nH																																																																								
R10	100nH																																																																								
1R0	1.0μH																																																																								
Inductance Tolerance																																																																									
B	±0.1nH																																																																								
C	±0.2nH																																																																								
S	±0.3nH																																																																								
D	±0.5nH																																																																								
G	±2%																																																																								
H	±3%																																																																								
J	±5%																																																																								
K	±10%																																																																								
Feature Type																																																																									
S	Sn Plating Five-faces Coating																																																																								
G	Au Plating Five-faces Coating																																																																								
Packing																																																																									
T	Tape & Reel																																																																								
Hazardous Substance Free Products																																																																									
F																																																																									

## SHAPE AND DIMENSIONS



Unit: mm

Series	A Max.	B Max.	C Max.	D Typ.	E Typ.	F Typ.	H Typ.	I Typ.	J Typ.
SDWL1005C	1.19	0.64	0.66	0.20	0.50	0.20	0.65	0.35	0.50
SDWL1608C	1.80	1.12	1.02	0.38	0.76	0.33	1.02	0.64	0.64
SDWL2012C	2.29	1.73	1.55	0.51	1.27	0.50	1.78	1.02	0.76
SDWL2520C	2.92	2.79	2.29	0.51	2.10	0.50	2.54	1.02	1.27
SDWL3216C	3.56	2.16	1.52	0.51	1.60	0.50	1.93	1.02	1.78
SDWL3225C	3.65	2.95	2.70	0.51	2.10	0.50	3.02	1.02	1.78
SDWL4532C	4.95	3.81	3.43	1.78	2.90	0.58	3.05	1.14	3.00

## SPECIFICATIONS

### SDWL1005C-S TYPE

Part Number	Inductance	Tolerance	Min. Quality Factor	L/Q Test Freq.	Max. DC Resistance	Max. Rated Current	Min. Self-resonant Frequency
Units	nH	-	-	MHz	$\Omega$	mA	MHz
Symbol	L	-	Q	Freq.	DCR	I <sub>r</sub>	S.R.F
SDWL1005C0N8□STF	0.8	C,S,D,K	14	250	0.035	1000	>6000
SDWL1005C1N0□STF	1.0	C,S,D,K	10	250	0.085	650	>6000
SDWL1005C1N8□STF	1.8	C,S,D,J,K	20	250	0.043	950	>6000
SDWL1005C1N9□STF	1.9	C,S,D,J,K	20	250	0.043	950	>6000
SDWL1005C2N0□STF	2.0	C,S,D,J,K	23	250	0.043	950	>6000
SDWL1005C2N2□STF	2.2	C,S,D,J,K	22	250	0.058	820	>6000
SDWL1005C2N4□STF	2.4	C,S,D,J,K	18	250	0.091	650	>6000
SDWL1005C2N7□STF	2.7	C,S,D,J,K	24	250	0.050	900	>6000
SDWL1005C3N0□STF	3.0	S,D,K	24	250	0.063	790	>6000
SDWL1005C3N3□STF	3.3	C,S,D,J,K	24	250	0.063	790	>6000
SDWL1005C3N6□STF	3.6	C,S,D,J,K	24	250	0.063	790	>6000
SDWL1005C3N9□STF	3.9	C,S,D,J,K	24	250	0.063	790	>6000
SDWL1005C4N1□STF	4.1	C,S,D,J,K	22	250	0.070	700	>6000
SDWL1005C4N3□STF	4.3	C,S,D,J,K	22	250	0.070	750	>6000
SDWL1005C4N7□STF	4.7	C,S,D,J,K	20	250	0.120	570	>6000
SDWL1005C5N1□STF	5.1	C,S,D,J,K	23	250	0.100	620	>6000
SDWL1005C5N6□STF	5.6	C,S,D,J,K	25	250	0.078	710	>6000
SDWL1005C5N8□STF	5.8	C,S,D,J,K	25	250	0.078	710	>6000
SDWL1005C6N2□STF	6.2	C,S,D,J,K	25	250	0.078	710	>6000
SDWL1005C6N8□STF	6.8	G,H,J,K	24	250	0.105	610	6000
SDWL1005C7N5□STF	7.5	G,H,J,K	25	250	0.12	570	6000
SDWL1005C8N2□STF	8.2	G,H,J,K	25	250	0.11	590	5500
SDWL1005C8N7□STF	8.7	G,H,J,K	25	250	0.11	590	5500
SDWL1005C9N0□STF	9.0	G,H,J,K	25	250	0.11	590	5500

**Sunlord**

Specifications subject to change without notice. Please check our website for latest information. Revised 2018/04/15

Sunlord Industrial Park, Dafuyuan Industrial Zone, Guanlan, Shenzhen, China 518110 Tel: 0086-755-29832660 Fax: 0086-755-82269029 E-Mail: sunlord@sunlordinc.com

## SPECIFICATIONS

### SDWL1005C-S TYPE

Part Number	Inductance	Tolerance	Min. Quality Factor	L/Q Test Freq.	Max. DC Resistance	Max. Rated Current	Min. Self-resonant Frequency
Units	nH	-	-	MHz	Ω	mA	MHz
Symbol	L	-	Q	Freq.	DCR	I <sub>r</sub>	S.R.F
SDWL1005C9N1□STF	9.1	G,H,J,K	25	250	0.11	590	5500
SDWL1005C10N□STF	10	G,H,J,K	24	250	0.15	510	5500
SDWL1005C11N□STF	11	G,H,J,K	26	250	0.12	570	5500
SDWL1005C12N□STF	12	G,H,J,K	26	250	0.12	570	5500
SDWL1005C13N□STF	13	G,H,J,K	24	250	0.18	460	5000
SDWL1005C14N□STF	14	G,H,J,K	26	250	0.21	430	5000
SDWL1005C15N□STF	15	G,H,J,K	26	250	0.21	430	5000
SDWL1005C16N□STF	16	G,H,J,K	25	250	0.28	370	4500
SDWL1005C18N□STF	18	G,H,J,K	25	250	0.28	370	4500
SDWL1005C19N□STF	19	G,H,J,K	26	250	0.24	400	4000
SDWL1005C20N□STF	20	G,H,J,K	26	250	0.24	400	4000
SDWL1005C22N□STF	22	G,H,J,K	25	250	0.36	330	4000
SDWL1005C23N□STF	23	G,H,J,K	25	250	0.36	330	3800
SDWL1005C24N□STF	24	G,H,J,K	25	250	0.36	330	3500
SDWL1005C27N□STF	27	G,H,J,K	25	250	0.38	320	3500
SDWL1005C30N□STF	30	G,H,J,K	25	250	0.38	320	3300
SDWL1005C33N□STF	33	G,H,J,K	24	250	0.55	260	3200
SDWL1005C36N□STF	36	G,H,J,K	25	250	0.60	250	3100
SDWL1005C38N□STF	38	G,H,J,K	25	250	0.60	250	3000
SDWL1005C39N□STF	39	G,H,J,K	25	250	0.60	250	3000
SDWL1005C43N□STF	43	G,H,J,K	25	250	0.68	240	3000
SDWL1005C47N□STF	47	G,H,J,K	25	250	0.95	200	2900
SDWL1005C51N□STF	51	G,H,J,K	25	250	0.95	200	2850
SDWL1005C56N□STF	56	G,H,J,K	25	250	1.05	190	2800
SDWL1005C62N□STF	62	G,H,J,K	25	250	1.05	190	2600
SDWL1005C68N□STF	68	G,H,J,K	25	250	1.35	170	2500
SDWL1005C75N□STF	75	G,H,J,K	24	250	1.75	140	2400
SDWL1005C82N□STF	82	G,H,J,K	25	250	1.90	140	2300
SDWL1005C91N□STF	91	G,H,J,K	25	250	1.95	140	2100
SDWL1005C96N□STF	96	G,H,J,K	24	250	2.06	130	1500
SDWL1005CR10□STF	100	G,H,J,K	24	250	2.06	130	1500
SDWL1005CR11□STF	110	G,H,J,K	25	250	2.38	120	1200
SDWL1005CR12□STF	120	J,K	25	250	2.66	110	1000

### SDWL1608C-S TYPE

Part Number	Inductance	Tolerance	Min. Quality Factor	L/Q Test Freq.	Max. DC Resistance	Max. Rated Current	Min. Self-resonant Frequency
Units	nH	-	-	MHz	Ω	mA	MHz
Symbol	L	-	Q	Freq.	DCR	I <sub>r</sub>	S.R.F
SDWL1608C1N6□STF	1.6	S,K	22	250	0.035	1150	>6000
SDWL1608C1N7□STF	1.7	C,S,D,J,K	16	250	0.043	1000	>6000
SDWL1608C1N8□STF	1.8	C,S,D,J,K	18	250	0.043	1000	>6000
SDWL1608C2N2□STF	2.2	S,D,K	13	250	0.150	700	>6000
SDWL1608C2N7□STF	2.7	C,S,D,J,K	25	250	0.043	1000	>6000
SDWL1608C3N3□STF	3.3	C,S,D,J,K	25	250	0.059	850	>6000
SDWL1608C3N6□STF	3.6	C,S,D,J,K	25	250	0.059	850	>6000



Specifications subject to change without notice. Please check our website for latest information. Revised 2018/04/15

Sunlord Industrial Park, Dafuyuan Industrial Zone, Guanlan, Shenzhen, China 518110 Tel: 0086-755-29832660 Fax: 0086-755-82269029 E-Mail: sunlord@sunlordinc.com

# SPECIFICATIONS

## SDWL1608C-S TYPE

Part Number	Inductance	Tolerance	Min. Quality Factor	L/Q Test Freq.	Max. DC Resistance	Max. Rated Current	Min. Self-resonant Frequency
Units	nH	-	-	MHz	Ω	mA	MHz
Symbol	L	-	Q	Freq.	DCR	Ir	S.R.F
SDWL1608C3N9□STF	3.9	C,S,D,J,K	25	250	0.059	850	>6000
SDWL1608C4N3□STF	4.3	C,S,D,J,K	25	250	0.059	850	>6000
SDWL1608C4N7□STF	4.7	C,S,D,J,K	25	250	0.065	800	>6000
SDWL1608C5N1□STF	5.1	C,S,D,J,K	21	250	0.130	600	>6000
SDWL1608C6N2□STF	6.2	C,S,D,J,K	29	250	0.095	700	>6000
SDWL1608C6N8□STF	6.8	G,H,J,K	29	250	0.095	700	>6000
SDWL1608C7N5□STF	7.5	G,H,J,K	33	250	0.095	700	>6000
SDWL1608C8N2□STF	8.2	G,H,J,K	31	250	0.095	700	>6000
SDWL1608C8N7□STF	8.7	G,H,J,K	31	250	0.095	700	>6000
SDWL1608C9N1□STF	9.1	G,H,J,K	30	250	0.120	620	6000
SDWL1608C9N5□STF	9.5	G,H,J,K	26	250	0.160	540	6000
SDWL1608C10N□STF	10	G,H,J,K	30	250	0.130	600	6000
SDWL1608C11N□STF	11	G,H,J,K	35	250	0.130	600	6000
SDWL1608C12N□STF	12	G,H,J,K	35	250	0.130	600	6000
SDWL1608C13N□STF	13	G,H,J,K	35	250	0.130	600	6000
SDWL1608C15N□STF	15	G,H,J,K	37	250	0.150	550	6000
SDWL1608C16N□STF	16	G,H,J,K	37	250	0.150	550	5500
SDWL1608C17N□STF	17	G,H,J,K	37	250	0.150	550	5500
SDWL1608C18N□STF	18	G,H,J,K	37	250	0.150	550	5500
SDWL1608C20N□STF	20	G,H,J,K	37	250	0.150	550	4900
SDWL1608C22N□STF	22	G,H,J,K	38	250	0.190	490	4600
SDWL1608C23N□STF	23	G,H,J,K	40	250	0.190	490	3800
SDWL1608C24N□STF	24	G,H,J,K	40	250	0.190	490	3800
SDWL1608C25N□STF	25	G,H,J,K	40	250	0.190	490	3700
SDWL1608C27N□STF	27	G,H,J,K	38	250	0.190	490	3700
SDWL1608C30N□STF	30	G,H,J,K	38	250	0.210	470	3300
SDWL1608C33N□STF	33	G,H,J,K	40	250	0.210	470	3200
SDWL1608C36N□STF	36	G,H,J,K	40	250	0.220	460	2900
SDWL1608C39N□STF	39	G,H,J,K	40	250	0.220	460	2800
SDWL1608C43N□STF	43	G,H,J,K	40	250	0.270	400	2700
SDWL1608C47N□STF	47	G,H,J,K	36	200	0.270	400	2600
SDWL1608C51N□STF	51	G,H,J,K	35	200	0.300	390	2400
SDWL1608C56N□STF	56	G,H,J,K	38	200	0.350	360	2400
SDWL1608C62N□STF	62	G,H,J,K	36	200	0.380	350	2300
SDWL1608C68N□STF	68	G,H,J,K	36	200	0.380	350	2200
SDWL1608C72N□STF	72	G,H,J,K	34	150	0.430	320	2100
SDWL1608C82N□STF	82	G,H,J,K	34	150	0.500	300	2000
SDWL1608C90N□STF	90	G,H,J,K	34	150	0.520	300	1900
SDWL1608C91N□STF	91	G,H,J,K	34	150	0.520	300	1900
SDWL1608CR10□STF	100	G,H,J,K	31	150	0.660	260	1800
SDWL1608CR11□STF	110	G,H,J,K	32	150	0.730	250	1700
SDWL1608CR12□STF	120	G,H,J,K	32	150	0.750	240	1600
SDWL1608CR13□STF	130	G,H,J,K	32	150	0.750	240	1500
SDWL1608CR14□STF	140	G,H,J,K	32	150	1.100	200	1400
SDWL1608CR15□STF	150	G,H,J,K	32	150	1.120	200	1400
SDWL1608CR16□STF	160	G,H,J,K	32	150	1.120	200	1400
SDWL1608CR18□STF	180	G,H,J,K	25	100	1.380	180	1300
SDWL1608CR20□STF	200	G,H,J,K	25	100	1.900	150	1250

## SPECIFICATIONS

### SDWL1608C-S TYPE

Part Number	Inductance	Tolerance	Min. Quality Factor	L/Q Test Freq.	Max. DC Resistance	Max. Rated Current	Min. Self-resonant Frequency
Units	nH	-	-	MHz	$\Omega$	mA	MHz
Symbol	L	-	Q	Freq.	DCR	Ir	S.R.F
SDWL1608CR21□STF	210	G,H,J,K	25	100	1.900	150	1250
SDWL1608CR22□STF	220	G,H,J,K	25	100	2.100	140	1200
SDWL1608CR24□STF	240	G,H,J,K	25	100	2.750	120	1100
SDWL1608CR25□STF	250	G,H,J,K	25	100	2.800	120	1100
SDWL1608CR27□STF	270	G,H,J,K	26	100	3.000	120	960
SDWL1608CR30□STF	300	G,H,J,K	26	100	4.050	110	900
SDWL1608CR33□STF	330	G,H,J,K	26	100	4.200	100	800
SDWL1608CR39□STF	390	G,H,J,K	27	100	4.500	100	800
SDWL1608CR42□STF	420	G,H,J,K	27	100	5.400	90	800
SDWL1608CR47□STF	470	G,H,J,K	27	100	5.700	90	700
SDWL1608CR56□STF	560	G,H,J,K	27	100	8.100	70	650

### SDWL2012C TYPE

Part Number	Inductance	Tolerance	Min. Quality Factor	L/Q Test Freq.	Max. DC Resistance	Max. Rated Current	Min. Self-resonant Frequency
Units	nH	-	-	MHz	$\Omega$	mA	MHz
Symbol	L	-	Q	Freq.	DCR	Ir	S.R.F
SDWL2012C2N2□◎TF	2.2	G,H,J,K	40	250/1500	0.10	600	>6000
SDWL2012C3N3□◎TF	3.3	G,H,J,K	25	250/1500	0.20	600	>6000
SDWL2012C6N8□◎TF	6.8	G,H,J,K	40	250/1000	0.11	600	5000
SDWL2012C8N2□◎TF	8.2	G,H,J,K	40	250/1000	0.19	600	4600
SDWL2012C12N□◎TF	12	G,H,J,K	40	250/500	0.15	600	4000
SDWL2012C15N□◎TF	15	G,H,J,K	40	250/500	0.17	600	2900
SDWL2012C18N□◎TF	18	G,H,J,K	50	250/500	0.20	600	3300
SDWL2012C22N□◎TF	22	G,H,J,K	55	250/500	0.22	500	2000
SDWL2012C27N□◎TF	27	G,H,J,K	55	250/500	0.25	500	2500
SDWL2012C33N□◎TF	33	G,H,J,K	60	250/500	0.27	500	2000
SDWL2012C39N□◎TF	39	G,H,J,K	60	250/500	0.29	500	2000
SDWL2012C47N□◎TF	47	G,H,J,K	50	200/500	0.31	500	1600
SDWL2012C56N□◎TF	56	G,H,J,K	55	200/500	0.32	500	1550
SDWL2012C68N□◎TF	68	G,H,J,K	55	200/500	0.38	500	1450
SDWL2012C82N□◎TF	82	G,H,J,K	50	150/500	0.42	400	1300
SDWL2012CR10□◎TF	100	G,H,J,K	50	150/500	0.46	400	1200
SDWL2012CR12□◎TF	120	G,H,J,K	50	150/250	0.51	400	1100
SDWL2012CR15□◎TF	150	G,H,J,K	50	100/250	0.56	400	920
SDWL2012CR18□◎TF	180	G,H,J,K	50	100/250	0.64	400	870
SDWL2012CR22□◎TF	220	G,H,J,K	45	100/250	1.10	400	850
SDWL2012CR27□◎TF	270	G,H,J,K	38	100/250	1.00	350	650
SDWL2012CR33□◎TF	330	G,H,J,K	40	100/250	1.40	310	600
SDWL2012CR39□◎TF	390	G,H,J,K	35	100/250	1.50	290	560
SDWL2012CR47□◎TF	470	G,H,J,K	33	50/100	1.72	250	375
SDWL2012CR56□◎TF	560	G,H,J,K	23	25/50	1.90	230	320
SDWL2012CR62□◎TF	620	G,H,J,K	23	25/50	1.95	200	280
SDWL2012CR68□◎TF	680	G,H,J,K	23	25/50	2.05	190	270
SDWL2012CR75□◎TF	750	G,H,J,K	23	25/50	2.10	180	240
SDWL2012CR82□◎TF	820	G,H,J,K	23	25/50	2.30	180	250
SDWL2012CR91□◎TF	910	G,H,J,K	22	25/50	2.40	160	230
SDWL2012C1R0□◎TF	1000	G,H,J,K	20	25/50	2.50	150	200



Specifications subject to change without notice. Please check our website for latest information. Revised 2018/04/15

# SPECIFICATIONS

## SDWL2520C TYPE

Part Number	Inductance	Tolerance	Min. Quality Factor	L/Q Test Freq.	Max. DC Resistance	Max. Rated Current	Min. Self-resonant Frequency
Units	nH	-	-	MHz	Ω	mA	MHz
Symbol	L	-	Q	Freq.	DCR	I <sub>r</sub>	S.R.F
SDWL2520C4N7□◎TF	4.7	G,H,J,K	50	50/1500	0.11	1000	>6000
SDWL2520C10N□◎TF	10	G,H,J,K	50	50/500	0.08	1000	4100
SDWL2520C12N□◎TF	12	G,H,J,K	50	50/500	0.09	1000	3300
SDWL2520C15N□◎TF	15	G,H,J,K	50	50/500	0.13	1000	2500
SDWL2520C18N□◎TF	18	G,H,J,K	50	50/350	0.11	1000	2500
SDWL2520C22N□◎TF	22	G,H,J,K	55	50/350	0.12	1000	2400
SDWL2520C27N□◎TF	27	G,H,J,K	55	50/350	0.13	1000	1600
SDWL2520C33N□◎TF	33	G,H,J,K	60	50/350	0.14	1000	1600
SDWL2520C39N□◎TF	39	G,H,J,K	50	50/350	0.15	1000	1500
SDWL2520C47N□◎TF	47	G,H,J,K	65	50/350	0.16	1000	1500
SDWL2520C56N□◎TF	56	G,H,J,K	50	50/350	0.18	1000	1300
SDWL2520C68N□◎TF	68	G,H,J,K	65	50/350	0.21	1000	1200
SDWL2520C82N□◎TF	82	G,H,J,K	60	50/350	0.22	1000	800
SDWL2520CR10□◎TF	100	G,H,J,K	60	25/350	0.56	650	1000
SDWL2520CR12□◎TF	120	G,H,J,K	60	25/350	0.63	650	950
SDWL2520CR15□◎TF	150	G,H,J,K	50	25/100	0.62	580	800
SDWL2520CR18□◎TF	180	G,H,J,K	50	25/100	0.70	620	750
SDWL2520CR22□◎TF	220	G,H,J,K	50	25/100	0.80	500	630
SDWL2520CR27□◎TF	270	G,H,J,K	50	25/100	0.91	500	600
SDWL2520CR33□◎TF	330	G,H,J,K	50	25/100	1.05	450	530
SDWL2520CR39□◎TF	390	G,H,J,K	50	25/100	1.12	470	480
SDWL2520CR47□◎TF	470	G,H,J,K	50	25/100	1.19	470	450
SDWL2520CR56□◎TF	560	G,H,J,K	50	25/100	1.33	400	390
SDWL2520CR62□◎TF	620	G,H,J,K	45	25/100	1.40	300	375
SDWL2520CR68□◎TF	680	G,H,J,K	45	25/100	1.47	400	360
SDWL2520CR75□◎TF	750	G,H,J,K	45	25/100	1.54	360	360
SDWL2520CR82□◎TF	820	G,H,J,K	45	25/100	1.61	400	330
SDWL2520CR91□◎TF	910	G,H,J,K	35	25/50	1.68	380	295
SDWL2520C1R0□◎TF	1000	G,H,J,K	35	25/50	1.80	370	270
SDWL2520C1R2□◎TF	1200	G,H,J,K	35	7.9/50	2.0	310	200
SDWL2520C1R5□◎TF	1500	G,H,J,K	28	7.9/50	2.3	330	150
SDWL2520C1R8□◎TF	1800	G,H,J,K	28	7.9/50	2.6	300	120
SDWL2520C2R2□◎TF	2200	G,H,J,K	28	7.9/50	2.8	280	100
SDWL2520C2R7□◎TF	2700	G,H,J,K	22	7.9/25	3.2	290	90
SDWL2520C3R3□◎TF	3300	G,H,J,K	22	7.9/25	3.4	290	70
SDWL2520C3R9□◎TF	3900	G,H,J,K	17	7.9/25	3.6	260	60
SDWL2520C4R7□◎TF	4700	G,H,J,K	20	7.9/25	4.0	260	50
SDWL2520C5R6□◎TF	5600	G,H,J,K	20	7.9/25	5.7	240	40
SDWL2520C6R8□◎TF	6800	G,H,J,K	20	7.9/25	7.7	200	40
SDWL2520C8R2□◎TF	8200	G,H,J,K	20	7.9/25	10.7	150	30

# SPECIFICATIONS

## SDWL3216C TYPE

Part Number	Inductance	Tolerance	Min. Quality Factor	L/Q Test Freq.	Max. DC Resistance	Max. Rated Current	Min. Self-resonant Frequency
Units	nH	-	-	MHz	$\Omega$	mA	MHz
Symbol	L	-	Q	Freq.	DCR	Ir	S.R.F
SDWL3216C3N3□◎TF	3.3	G,H,J,K	20	100/300	0.07	1000	6200
SDWL3216C6N8□◎TF	6.8	G,H,J,K	30	100/300	0.07	1000	5500
SDWL3216C10N□◎TF	10	G,H,J,K	40	100/300	0.09	1000	4000
SDWL3216C12N□◎TF	12	G,H,J,K	40	100/300	0.09	1000	3200
SDWL3216C15N□◎TF	15	G,H,J,K	40	100/300	0.12	1000	3200
SDWL3216C18N□◎TF	18	G,H,J,K	45	100/300	0.12	1000	2800
SDWL3216C22N□◎TF	22	G,H,J,K	50	100/300	0.12	1000	2200
SDWL3216C27N□◎TF	27	G,H,J,K	50	100/300	0.12	1000	1800
SDWL3216C33N□◎TF	33	G,H,J,K	50	100/300	0.12	1000	1800
SDWL3216C39N□◎TF	39	G,H,J,K	50	100/300	0.12	1000	1800
SDWL3216C47N□◎TF	47	G,H,J,K	50	100/300	0.13	1000	1500
SDWL3216C56N□◎TF	56	G,H,J,K	55	100/300	0.14	1000	1450
SDWL3216C68N□◎TF	68	G,H,J,K	55	100/300	0.26	900	1200
SDWL3216C82N□◎TF	82	G,H,J,K	55	100/300	0.21	900	1200
SDWL3216CR10□◎TF	100	G,H,J,K	55	100/300	0.30	850	1100
SDWL3216CR12□◎TF	120	G,H,J,K	60	100/300	0.30	800	1100
SDWL3216CR15□◎TF	150	G,H,J,K	55	100/300	0.31	750	950
SDWL3216CR18□◎TF	180	G,H,J,K	60	50/300	0.43	700	900
SDWL3216CR22□◎TF	220	G,H,J,K	60	50/300	0.56	670	760
SDWL3216CR27□◎TF	270	G,H,J,K	50	50/300	0.56	630	730
SDWL3216CR33□◎TF	330	G,H,J,K	45	50/150	0.70	590	650
SDWL3216CR39□◎TF	390	G,H,J,K	45	50/150	0.80	530	600
SDWL3216CR47□◎TF	470	G,H,J,K	45	50/150	1.30	490	550
SDWL3216CR56□◎TF	560	G,H,J,K	45	35/150	1.34	460	470
SDWL3216CR68□◎TF	680	G,H,J,K	45	35/150	1.58	430	450
SDWL3216CR82□◎TF	820	G,H,J,K	45	35/150	1.82	400	420
SDWL3216C1R0□◎TF	1000	G,H,J,K	45	35/150	2.80	320	400
SDWL3216C1R2□◎TF	1200	G,H,J,K	45	35/150	3.20	300	380

## SDWL3225C TYPE

Part Number	Inductance	Tolerance	Min. Quality Factor	L/Q Test Freq.	Max. DC Resistance	Max. Rated Current	Min. Self-resonant Frequency
Units	nH	-	-	MHz	$\Omega$	mA	MHz
Symbol	L	-	Q	Freq.	DCR	Ir	S.R.F
SDWL3225C3N9□◎TF	3.9	G,H,J,K	30	100/300	0.05	1000	6000
SDWL3225C4N7□◎TF	4.7	G,H,J,K	30	100/300	0.065	1000	5800
SDWL3225C8N2□◎TF	8.2	G,H,J,K	30	100/300	0.07	1000	5500
SDWL3225C10N□◎TF	10	G,H,J,K	40	100/300	0.08	1000	4000
SDWL3225C12N□◎TF	12	G,H,J,K	40	100/300	0.08	1000	3200
SDWL3225C15N□◎TF	15	G,H,J,K	40	100/300	0.10	1000	3200
SDWL3225C18N□◎TF	18	G,H,J,K	50	100/300	0.10	1000	2800
SDWL3225C22N□◎TF	22	G,H,J,K	50	100/300	0.10	1000	2200
SDWL3225C27N□◎TF	27	G,H,J,K	50	100/300	0.11	1000	1800
SDWL3225C33N□◎TF	33	G,H,J,K	55	100/300	0.11	1000	1800
SDWL3225C39N□◎TF	39	G,H,J,K	55	100/300	0.12	1000	1500
SDWL3225C43N□◎TF	43	G,H,J,K	55	100/300	0.12	1000	1500



Specifications subject to change without notice. Please check our website for latest information. Revised 2018/04/15

Sunlord Industrial Park, Dafuyuan Industrial Zone, Guanlan, Shenzhen, China 518110 Tel: 0086-755-29832660 Fax: 0086-755-82269029 E-Mail: sunlord@sunlordinc.com



# SPECIFICATIONS

## SDWL3225C TYPE

Part Number	Inductance	Tolerance	Min. Quality Factor	L/Q Test Freq.	Max. DC Resistance	Max. Rated Current	Min. Self-resonant Frequency
Units	nH	-	-	MHz	$\Omega$	mA	MHz
Symbol	L	-	Q	Freq.	DCR	I <sub>r</sub>	S.R.F
SDWL3225C47N□◎TF	47	G,H,J,K	55	100/300	0.13	1000	1500
SDWL3225C56N□◎TF	56	G,H,J,K	55	100/300	0.14	1000	1450
SDWL3225C68N□◎TF	68	G,H,J,K	55	100/300	0.15	900	1200
SDWL3225C82N□◎TF	82	G,H,J,K	55	100/300	0.20	900	1000
SDWL3225CR10□◎TF	100	G,H,J,K	55	100/300	0.20	850	900
SDWL3225CR12□◎TF	120	G,H,J,K	60	100/300	0.25	800	800
SDWL3225CR15□◎TF	150	G,H,J,K	60	100/300	0.25	750	700
SDWL3225CR18□◎TF	180	G,H,J,K	60	50/300	0.30	700	650
SDWL3225CR22□◎TF	220	G,H,J,K	60	50/300	0.40	770	650
SDWL3225CR27□◎TF	270	G,H,J,K	40	50/300	0.40	630	580
SDWL3225CR33□◎TF	330	G,H,J,K	45	50/150	0.58	590	580
SDWL3225CR39□◎TF	390	G,H,J,K	45	50/150	0.58	530	510
SDWL3225CR47□◎TF	470	G,H,J,K	45	50/150	0.80	490	480
SDWL3225CR56□◎TF	560	G,H,J,K	45	35/150	1.10	460	420
SDWL3225CR68□◎TF	680	G,H,J,K	45	35/150	1.20	430	400
SDWL3225CR82□◎TF	820	G,H,J,K	45	35/150	1.82	400	370
SDWL3225C1R0□◎TF	1000	G,H,J,K	45	35/150	1.85	320	340
SDWL3225C1R2□◎TF	1200	G,H,J,K	35	35/150	1.87	300	220
SDWL3225C1R5□◎TF	1500	G,H,J,K	20	7.9/50	1.95	310	160
SDWL3225C1R8□◎TF	1800	G,H,J,K	30	7.9/50	2.25	310	160
SDWL3225C2R2□◎TF	2200	G,H,J,K	25	7.9/50	2.41	310	130
SDWL3225C2R7□◎TF	2700	G,H,J,K	25	7.9/50	2.85	300	110
SDWL3225C3R0□◎TF	3000	G,H,J,K	20	7.9/25	3.12	300	110
SDWL3225C3R9□◎TF	3900	G,H,J,K	20	7.9/25	3.60	290	60
SDWL3225C4R7□◎TF	4700	G,H,J,K	20	7.9/25	4.00	280	60
SDWL3225C5R6□◎TF	5600	G,H,J,K	15	7.9/25	5.00	250	50
SDWL3225C6R8□◎TF	6800	G,H,J,K	15	7.9	8.00	230	40
SDWL3225C8R6□◎TF	8600	G,H,J,K	15	7.9	9.00	200	40

## SDWL4532C TYPE

Part Number	Inductance	Tolerance	Min. Quality Factor	L/Q Test Freq.	Max. DC Resistance	Max. Rated Current	Min. Self-resonant Frequency
Units	$\mu$ H	-	-	MHz	$\Omega$	mA	MHz
Symbol	L	-	Q	Freq.	DCR	I <sub>r</sub>	S.R.F
SDWL4532C1R0□◎TF	1.0	G,H,J,K	60	7.9/50	1.2	480	250
SDWL4532C1R2□◎TF	1.2	G,H,J,K	60	7.9/50	1.2	480	230
SDWL4532C1R5□◎TF	1.5	G,H,J,K	60	7.9/50	1.6	430	210
SDWL4532C1R8□◎TF	1.8	G,H,J,K	55	7.9/50	2.0	380	150
SDWL4532C2R2□◎TF	2.2	G,H,J,K	55	7.9/50	2.2	340	150
SDWL4532C2R7□◎TF	2.7	G,H,J,K	55	7.9/50	3.2	300	150
SDWL4532C3R3□◎TF	3.3	G,H,J,K	55	7.9/50	3.8	270	130
SDWL4532C3R9□◎TF	3.9	G,H,J,K	55	7.9/50	5.0	240	120
SDWL4532C4R7□◎TF	4.7	G,H,J,K	55	7.9/50	5.4	230	90
SDWL4532C5R6□◎TF	5.6	G,H,J,K	45	7.9/50	5.7	220	90
SDWL4532C6R8□◎TF	6.8	G,H,J,K	30	7.9/50	6.6	210	80
SDWL4532C8R2□◎TF	8.2	G,H,J,K	20	7.9/50	7.0	200	70



Specifications subject to change without notice. Please check our website for latest information. Revised 2018/04/15

Sunlord Industrial Park, Dafuyuan Industrial Zone, Guanlan, Shenzhen, China 518110 Tel: 0086-755-29832660 Fax: 0086-755-82269029 E-Mail: sunlord@sunlordinc.com



# SPECIFICATIONS

## SDWL4532C TYPE

Part Number	Inductance	Tolerance	Min. Quality Factor	L/Q Test Freq.	Max. DC Resistance	Max. Rated Current	Min. Self-resonant Frequency
Units	uH	-	-	MHz	$\Omega$	mA	MHz
Symbol	L	-	Q	Freq.	DCR	I <sub>r</sub>	S.R.F
SDWL4532C100□◎TF	10	G,H,J,K	15	7.9/50	7.7	190	60
SDWL4532C120□◎TF	12	G,H,J,K	30	2.5/10	8.7	180	50
SDWL4532C150□◎TF	15	G,H,J,K	30	2.5/10	9.6	170	30
SDWL4532C180□◎TF	18	G,H,J,K	25	2.5/10	10.5	160	30
SDWL4532C220□◎TF	22	G,H,J,K	25	2.5/10	11.5	155	20
SDWL4532C270□◎TF	27	G,H,J,K	25	2.5/10	12.5	150	20
SDWL4532C330□◎TF	33	G,H,J,K	10	2.5/10	13.5	145	10

※□: Please specify the inductance tolerance code (B=±0.1nH, C=±0.2nH, S=±0.3nH, D=±0.5nH, G=±2%, H=±3%, J=±5%, K=±10%).

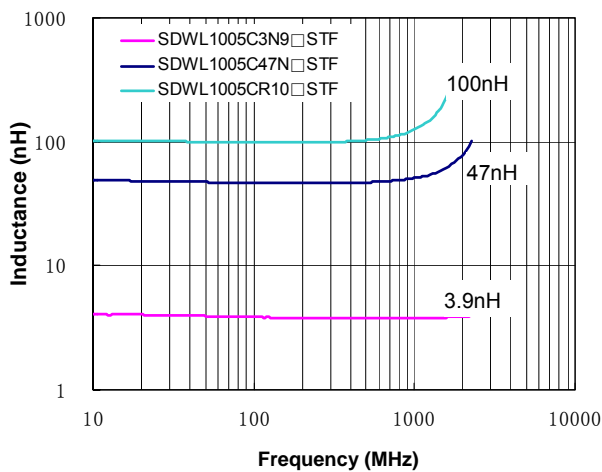
※◎: For the product of 2012 and above size, please specify the electrodes code: S means Sn Plating, G means Au Plating.

※: Please refer to "Measurement Notice For RF Inductors".

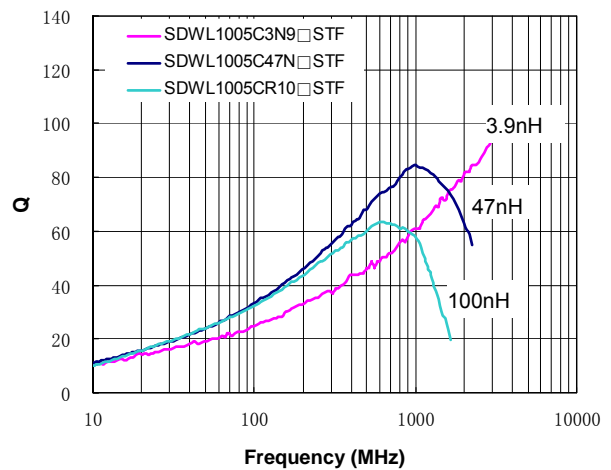
## TYPICAL ELECTRICAL CHARACTERISTICS

### SDWL1005C-S TYPE

Inductance vs. Frequency Characteristics

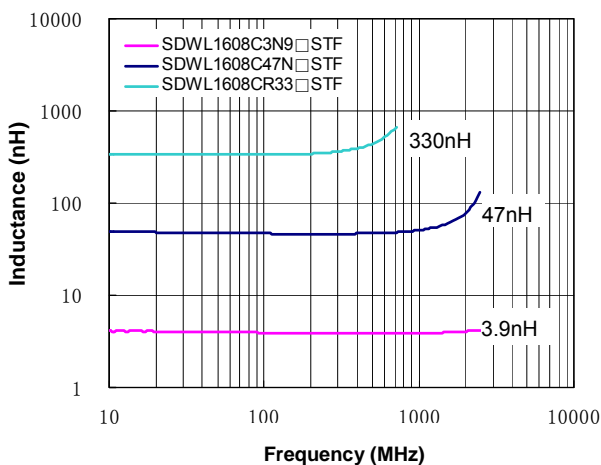


Q vs. Frequency Characteristics

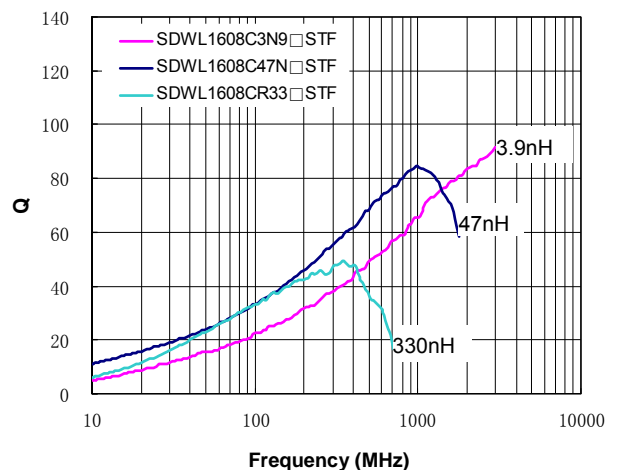


### SDWL1608C-S TYPE

Inductance vs. Frequency Characteristics



Q vs. Frequency Characteristics

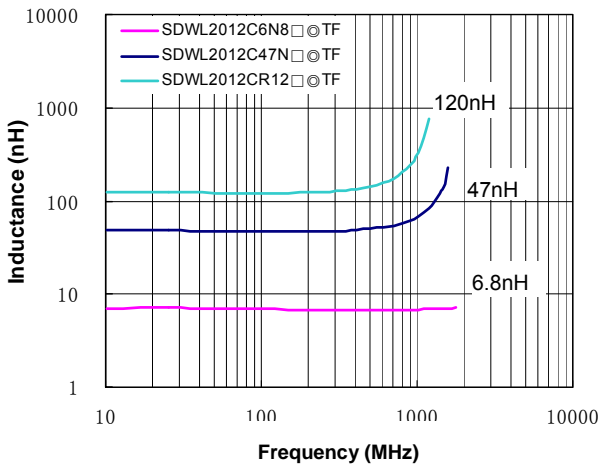


Specifications subject to change without notice. Please check our website for latest information. revised 2018/04/15

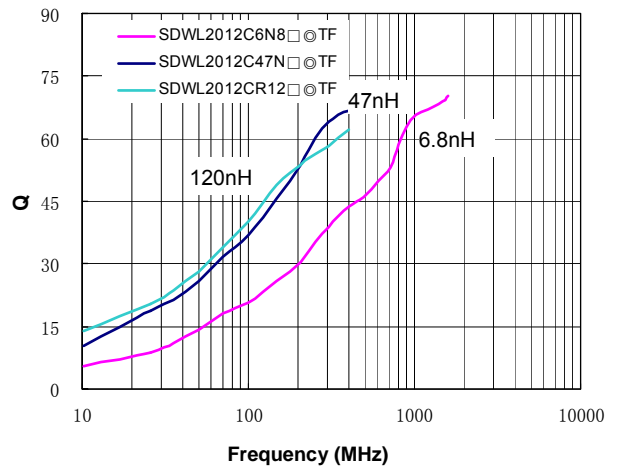
# TYPICAL ELECTRICAL CHARACTERISTICS

## SDWL2012C TYPE

Inductance vs. Frequency Characteristics

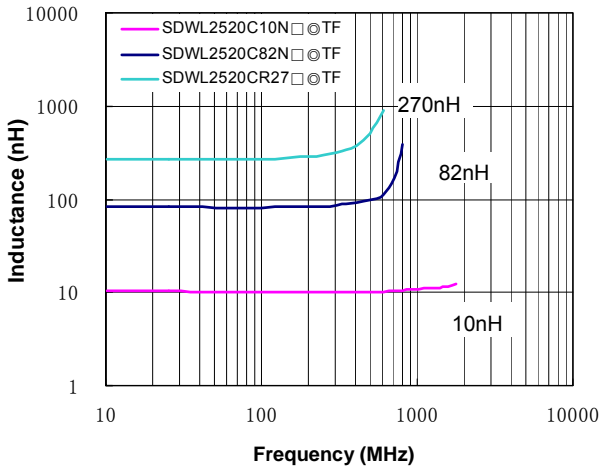


Q vs. Frequency Characteristics

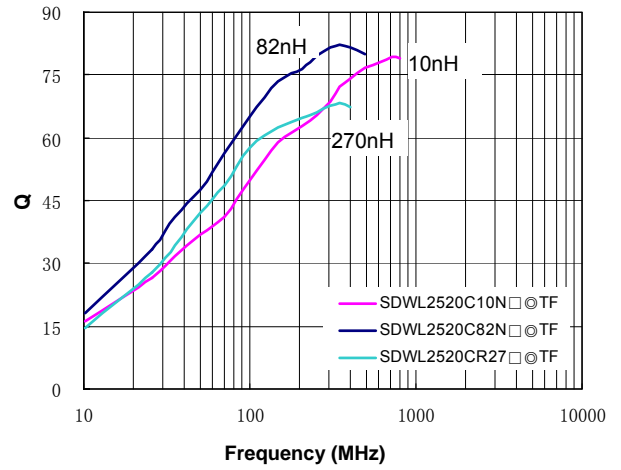


## SDWL2520C TYPE

Inductance vs. Frequency Characteristics

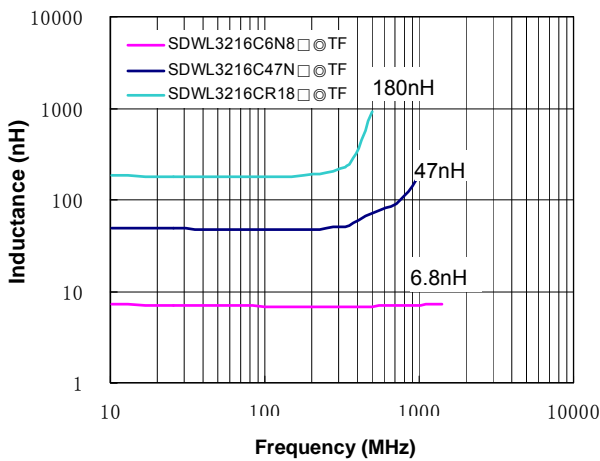


Q vs. Frequency Characteristics

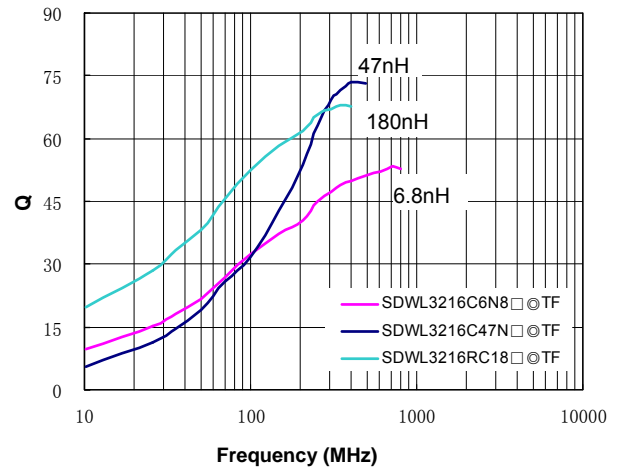


## SDWL3216C TYPE

Inductance vs. Frequency Characteristics



Q vs. Frequency Characteristics



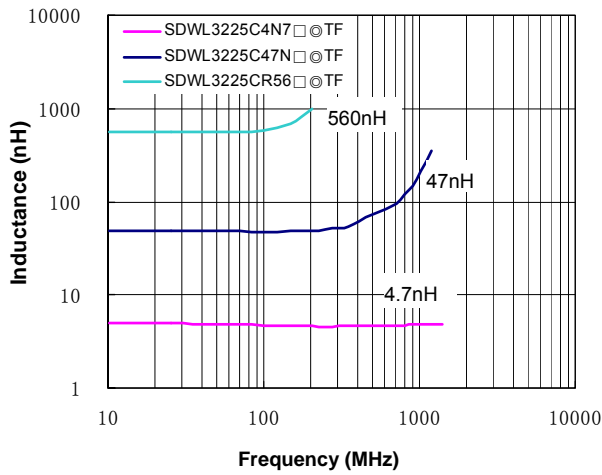
Specifications subject to change without notice. Please check our website for latest information. Revised 2018/04/15

Sunlord Industrial Park, Dafuyuan Industrial Zone, Guanlan, Shenzhen, China 518110 Tel: 0086-755-29832660 Fax: 0086-755-82269029 E-Mail: sunlord@sunlordinc.com

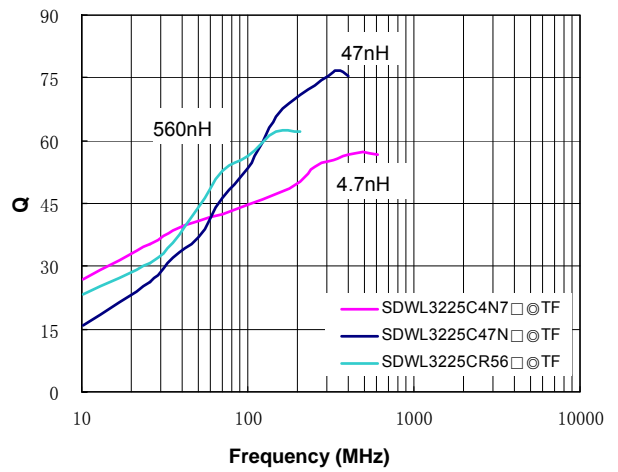
# TYPICAL ELECTRICAL CHARACTERISTICS

## SDWL3225C TYPE

Inductance vs. Frequency Characteristics

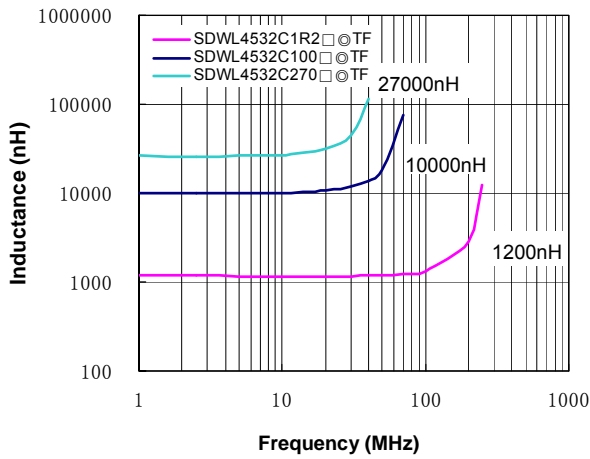


Q vs. Frequency Characteristics

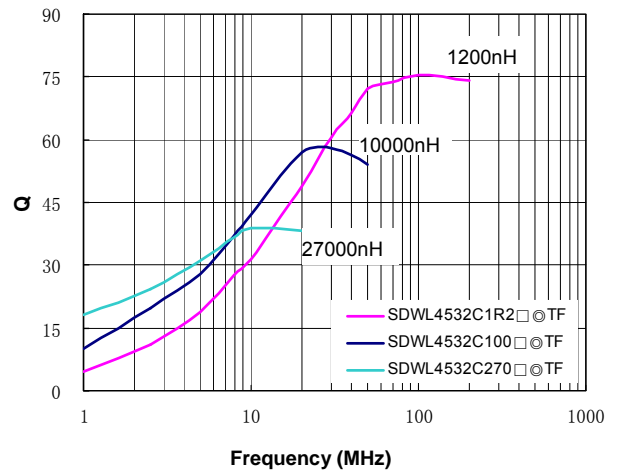


## SDWL4532C TYPE

Inductance vs. Frequency Characteristics



Q vs. Frequency Characteristics



## X-ON Electronics

Largest Supplier of Electrical and Electronic Components

*Click to view similar products for [Fixed Inductors](#) category:*

*Click to view products by [Sunlord](#) manufacturer:*

Other Similar products are found below :

[MLZ1608M6R8WTD25](#) [MLZ1608N6R8LT000](#) [MLZ1608N3R3LTD25](#) [MLZ1608N3R3LT000](#) [MLZ1608N150LT000](#)

[MLZ1608M150WTD25](#) [MLZ1608M3R3WTD25](#) [MLZ1608M3R3WT000](#) [MLZ1608M150WT000](#) [MLZ1608A1R5WT000](#)

[MLZ1608N1R5LT000](#) [B82432C1333K000](#) [PCMB053T-1R0MS](#) [PCMB053T-1R5MS](#) [PCMB104T-1R5MS](#) [CR32NP-100KC](#) [CR32NP-](#)

[151KC](#) [CR32NP-180KC](#) [CR32NP-181KC](#) [CR32NP-1R5MC](#) [CR32NP-390KC](#) [CR32NP-3R9MC](#) [CR32NP-680KC](#) [CR32NP-820KC](#)

[CR32NP-8R2MC](#) [CR43NP-390KC](#) [CR43NP-560KC](#) [CR43NP-680KC](#) [CR54NP-181KC](#) [CR54NP-470LC](#) [CR54NP-820KC](#) [CR54NP-8R5MC](#)

[MGDQ4-00004-P](#) [MGDU1-00016-P](#) [MHL1ECTTP18NJ](#) [MHL1JCTTD12NJ](#) [PE-51506NL](#) [PE-53601NL](#) [PE-53630NL](#) [PE-53824SNLT](#) [PE-](#)

[62892NL](#) [PE-92100NL](#) [PG0434.801NLT](#) [PG0936.113NLT](#) [PM06-2N7](#) [PM06-39NJ](#) [HC2LP-R47-R](#) [HC2-R47-R](#) [HC3-2R2-R](#) [HC8-1R2-R](#)