


# Multilayer Chip LC Band Pass Filter – SLFB Series

Operating Temp. : -40°C ~+ 85°C/ -55°C ~+ 125°C



## FEATURES

- Small and low profile enables high density mounting
- Low insertion loss and high attenuation
- Excellent solderability

## APPLICATIONS

- Mobile communication equipment for GSM, LTE, 5G systems, etc.
- Bluetooth, WLAN, Wi-Fi etc.
- Base station application

## PRODUCT IDENTIFICATION

**SLFB**

①

Type	
SLFB	Bandpass LC Filter

**18**

②

**-2R450G**

③

External Dimensions (LxW) (MM)	
15 [0402]	1.0x0.5
18 [0603]	1.6x0.8
19 [0403]	1.1x0.9
21 [0805]	2.0x1.2
22 [1008]	2.5x2.0
32 [1210]	3.2x2.5

**-07**

④

④

Series Code
07 etc.

⑤

Packing	
T	Tape & Reel

**T**

⑤

**F**

⑥

Center Frequency	
Example	Nominal Value
1R917G	1910MHz
2R450G	2450MHz
5R550G	5550MHz


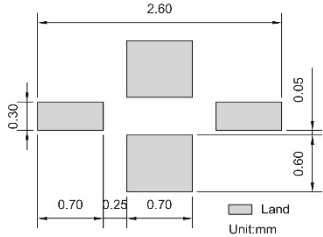
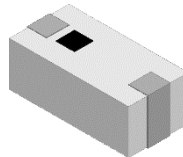
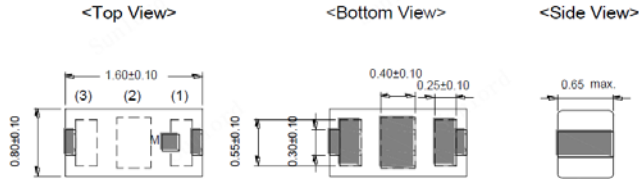
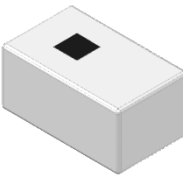
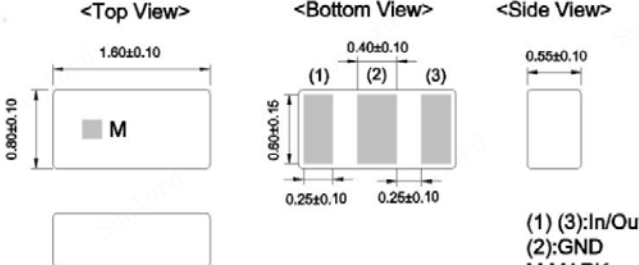

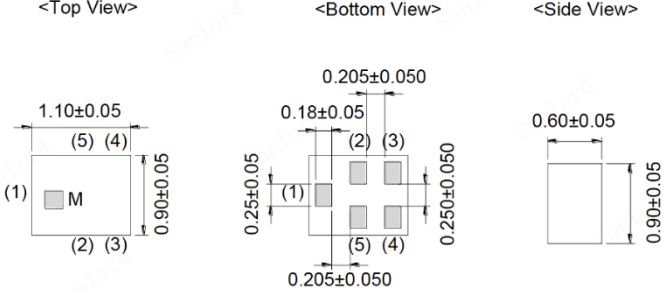
⑥

Hazardous Substance Free Products	
F	


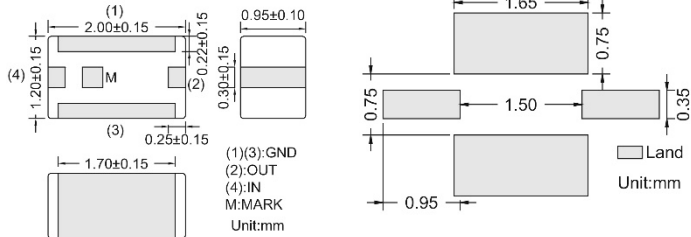
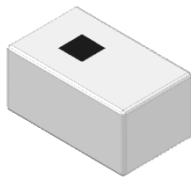
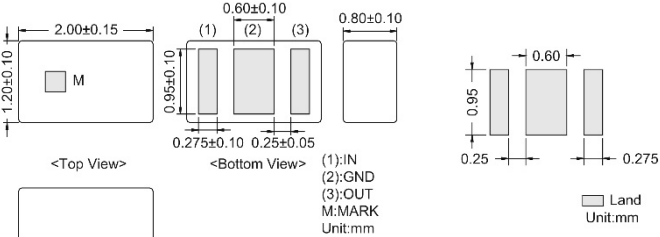

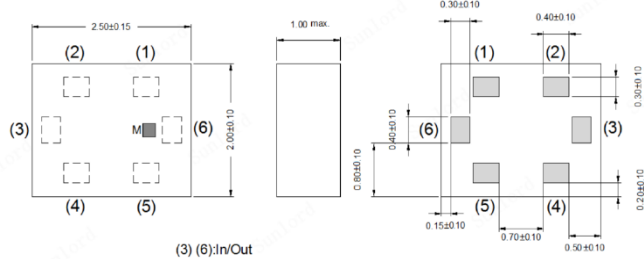
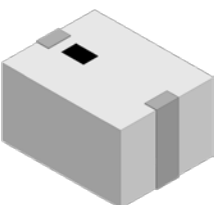
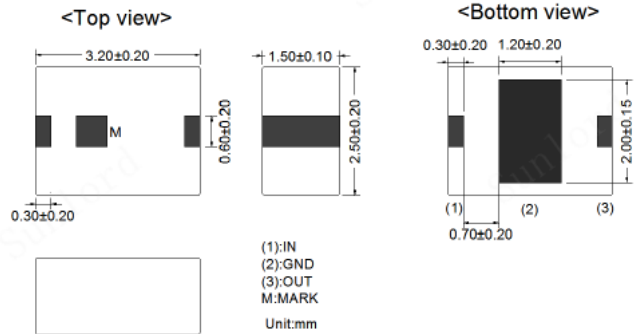
## SHAPE AND DIMENSIONS

SLFB15-2R450G-02TF	Dimensions and Land Patterns		
SLFB15-2R450G-31TF	Dimensions and Land Patterns		

# SHAPE AND DIMENSIONS

<p>Type: SLFB18 Series</p> 	<p>Dimensions and Land Patterns</p> 
<p>SLFB18-2R450G-31/36TF/ SLFB18-3R800G-01/03TF/ SLFB18-4R700G-03TF</p>	<p>Dimensions and Land Patterns</p>  <p>&lt;Top View&gt;      &lt;Bottom View&gt;      &lt;Side View&gt;</p>  <p>(1) (3):In/Out (2):GND M:MARK Unit:mm</p>
<p>SLFB18-5R500G-33/34/38/39TF/ SLFB18-5R900G-01TF</p>	<p>Dimensions and Land Patterns</p>  <p>&lt;Top View&gt;      &lt;Bottom View&gt;      &lt;Side View&gt;</p>  <p>(1) (3):In/Out (2):GND M:MARK Unit:mm</p>
<p>SLFB19-2R450G-03TF</p>	<p>Dimensions and Land Patterns</p>  <p>&lt;Top View&gt;      &lt;Bottom View&gt;      &lt;Side View&gt;</p>  <p>(1) :Input (2) (3) (5): GND (4) : Out M : MARK Unit : mm</p>

# SHAPE AND DIMENSIONS

<p>Type: SLFB21 Series</p> 	<p>Dimensions and Land Patterns</p>  <p>(1)(3):GND (2):OUT (4):IN M:MARK Unit:mm</p> <p>Land Unit:mm</p>
<p>SLFB21-3R600G-41TF/ SLFB21-3R800G-17TF/ SLFB21-4R700G-19TF/ SLFB21-4R900G-31TF</p>	<p>Dimensions and Land Patterns</p>
	<p>Dimensions and Land Patterns</p>  <p>&lt;Top View&gt;</p> <p>&lt;Bottom View&gt;</p> <p>(1):IN (2):GND (3):OUT M:MARK Unit:mm</p> <p>Land Unit:mm</p>
<p>Type: SLFB22 Series</p>	<p>Dimensions and Land Patterns</p>
	<p>Dimensions and Land Patterns</p>  <p>(3) (6):In/Out (1)(2)(4)(5):GND M:MARK Unit:mm</p>
<p>Type: SLFB32 Series</p>	<p>Dimensions and Land Patterns</p>
	<p>Dimensions and Land Patterns</p>  <p>&lt;Top view&gt;</p> <p>&lt;Bottom view&gt;</p> <p>(1):IN (2):GND (3):OUT M:MARK Unit:mm</p>

## SPECIFICATIONS

### SLFB15 TYPE

Part Number	Center Frequency	Pass Band	Max. IL in PB (at 25°C)	Attenuation	Thickness
Units	MHz	MHz	dB	dB	MM
Symbol	$f_0$	PB	IL	-	T
SLFB15-2R450G-02TF	2450	$f_0 \pm 50.0$	1.4	25 dB Min. at 880~960MHz	0.38±0.05
				8.0 dB Min. at 1710~1970MHz	
				23 dB Min. at 4800~5000MHz	
				32dB Min. at 7200~7500MHz	
SLFB15-2R450G-31TF	2450	$f_0 \pm 50.0$	1.3	9 dB Min. at DC~915 MHz	
				34 dB Min. at 4800~5000 MHz	
				27 dB Min. at 7200~7500 MHz	

### SLFB18 TYPE

Part Number	Center Frequency	Pass Band	Max. IL in PB (at 25°C)	Attenuation	Thickness
Units	MHz	MHz	dB	dB	MM
Symbol	$f_0$	PB	IL	-	T
SLFB18-1R910G-01TF	1910	1805~2025	1.65	30 dB at 700~950MHz	0.80±0.10
				15 dB at 950~1050MHz	
				25 dB at 2400~2500MHz	
				35 dB at 2700~5400MHz	
				20 dB at 5500~12500MHz	
SLFB18-2R450G-07TF	2450	2400~2500	1.8	30 dB Min. at 800~960MHz	
				30 dB Min. at 1710~1990MHz	
				30 dB Min. at 4800~5000MHz	
				30 dB Min. at 7200~7500MHz	
SLFB18-2R450G-31TF	2450	$f_0 \pm 50.0$	0.95	20 dB at 500~960 MHz	
				23 dB at 3200~3312 MHz	
				30 dB at 4800~5000 MHz	
				32 dB at 7200~7500 MHz	
SLFB18-2R450G-32TF	2495	2300~2690	2.0	12 dB Min. at 500~1800 MHz	
				25 dB Min. at 3600~4000 MHz	
SLFB18-2R450G-36TF	2450	2400~2500	0.95	20 dB at 500~960 MHz	0.80±0.10
				23 dB at 3200~3312 MHz	
				30 dB at 4800~5000 MHz	
				32 dB at 7200~7500 MHz	
SLFB18-3R800G-01TF	3800	3300~4200	1.5	30 dB Min. at DC~693 MHz	
				30 dB Min. at 693~2300 MHz	
				30 dB Min. at 2300~2690 MHz	
				18 dB Min. at 5150~5470 MHz	
				25 dB Min. at 5470~5925 MHz	
				25 dB Min. at 6600~8400 MHz	
SLFB18-3R800G-03TF	3800	3300~4200	1.9	25 dB Min. at 9900~12600 MHz	
				38 dB Min. at DC~693 MHz	
				38 dB Min. at 693~2300 MHz	
				36 dB Min. at 2300~2690 MHz	
				20 dB Min. at 5150~5470 MHz	
				25 dB Min. at 5470~5925 MHz	
				25 dB Min. at 6600~8400 MHz	
25 dB Min. at 9900~12600 MHz					

# SPECIFICATIONS

## SLFB18 TYPE

Part Number	Center Frequency	Pass Band	Max. IL in PB (at 25°C)	Attenuation	Thickness
Units	MHz	MHz	dB	dB	MM
Symbol	f <sub>0</sub>	PB	IL	-	T
SLFB18-4R700G-03TF	4700	4400~5000	1.5	38 dB Min. at DC~693 MHz	0.55±0.10
				38 dB Min. at 693~2690 MHz	
				12 dB Min. at 5470~5735 MHz	
				18 dB Min. at 5735~5925 MHz	
				27 dB Min. at 8800~10000 MHz	
				25 dB Min. at 13200~15000 MHz	
SLFB18-5R500G-01TF	5512.5	f <sub>0</sub> ±362.5	1.5	30 dB Min. at 800~3800MHz	0.55±0.10
				15 dB Min. at 10000~12000MHz	
SLFB18-5R500G-31TF	5512.5	f <sub>0</sub> ±362.5	1.5	33 dB at 100~2170 MHz	0.55±0.10
				29 dB at 2170~2500 MHz	
				15 dB at 6900~7000 MHz	
				16 dB at 7000~7200 MHz	
				16 dB at 7200~7800 MHz	
				32 dB at 9800~12000 MHz	
SLFB18-5R500G-33TF	5500	5150~5925	1.5	35 dB at 700~2690 MHz	0.55±0.10
				28 dB at 3300~4200 MHz	
				3.5 dB at 4400~4600 MHz	
				0.5 dB at 5950~6000MHz	
				0.5 dB at 6000~6900MHz	
				15 dB at 6900~7200 MHz	
				20 dB at 7200~9800 MHz	
				20 dB at 9800~11700 MHz	
35 dB at 14700~17850 MHz					
SLFB18-5R500G-34TF	5425	5000~5850	1.5	35 dB at 700~2690 MHz	0.55±0.10
				10 dB at 6900~72000 MHz	
SLFB18-5R500G-36TF	5370	4900~5840	1.5	33 dB Min. at 100~2170 MHz	0.65±0.10
				29 dB Min. at 2170~2500 MHz	
				15 dB Min. at 6900~7800 MHz	
				32 dB Min. at 9800~12000 MHz	
SLFB18-5R500G-38TF	5550	5150~5950	0.8	35 dB at 30~2700 MHz	0.55±0.10
				30 dB at 3400~3800 MHz	
				15 dB at 7200~7800 MHz	
				20 dB at 10300~11700 MHz	
SLFB18-5R900G-01TF	5900	5855~5925	1.1	35 dB at 100~2700 MHz	0.70±0.10
				30 dB at 2700~3600 MHz	
				25 dB at 3600~3800 MHz	
				25 dB at 3800~4000 MHz	
				20 dB at 4000~4400 MHz	
				16 dB at 7000~7400 MHz	
				16 dB at 7400~9750 MHz	
				20 dB at 9750~10300 MHz	
16 dB at 10300~12750 MHz					
SLFB18-5R500G-39TF	5425	4900~5950	1	35 dB at 30~2700 MHz	0.55±0.10
				33 dB at 3400~3800 MHz	
				9 dB at 6900~7000 MHz	
				15 dB at 7200~7500 MHz	
				20 dB at 9800~11900 MHz	

# SPECIFICATIONS

## SLFB19 TYPE

Part Number	Center Frequency	Pass Band	Max. IL in PB (at 25°C)	Attenuation	Thickness
Units	MHz	MHz	dB	dB	MM
Symbol	f <sub>0</sub>	PB	IL	-	T
SLFB19-2R450G-03TF	2450	2400~2500	1	20 dB Min. at 50~960 MHz	0.60±05
				30 dB Min. at 1560~1606 MHz	
				15 dB Min. at 1710~1990 MHz	
				10 dB Min. at 3600 MHz	
				35 dB Min. at 4800~5000 MHz	
				25 dB Min. at 7200~7500 MHz	

## SLFB21 TYPE

Part Number	Center Frequency	Pass Band	Max. IL in PB (at 25°C)	Attenuation	Thickness
Units	MHz	MHz	dB	dB	MM
Symbol	f <sub>0</sub>	PB	IL	-	T
SLFB21-2R450G-31TF	2450	2400~2500	1.2	15 dB Min. at 1600MHz	0.95±0.10
				25 dB Min. at 3200MHz	
				20 dB Min. at 4800~5000MHz	
SLFB21-3R600G-31TF	3600	3300~3900	1.5	32 dB Min. at 824~960 MHz	0.70±0.10
				24 dB Min. at 1710~1990 MHz	
				21 dB Min. at 1990~2170 MHz	
SLFB21-3R600G-41TF	3600	3400~3800	1.3	28.5 dB Min. at 6900~8070 MHz	0.70±0.10
				37.5 dB Min. at 1~2170 MHz	
				27.5 dB Min. at 2170~2400 MHz	
				27.5 dB Min. at 2400~2500 MHz	
				9.5 dB Min. at 2500~2800 MHz	
				4.5 dB Min. at 4400~4800 MHz	
				25 dB Min. at 4800~4900 MHz	
				25 dB Min. at 4900~5337 MHz	
				25 dB Min. at 5337~5430 MHz	
				25 dB Min. at 5430~6800 MHz	
				34.5 dB Min. at 6800~7600 MHz	
30 dB Min. at 7600~9000 MHz					
25 dB Min. at 9000~11400 MHz					
20 dB Min. at 11400~15200 MHz					
SLFB21-3R800G-17TF	3800	3300~4200	2	36 dB at 450~2200 MHz	0.70±0.10
				38 dB at 2300~2483 MHz	
				33 dB at 2496~2690 MHz	
				25 dB at 5150~5850 MHz	
				25 dB at 6600~8400 MHz	
15 dB at 9900~12600 MHz					
SLFB21-4R700G-19TF	4700	4400~5000	1.8	37 dB at 450~2200 MHz	0.70±0.10
				37 dB at 2300~2483 MHz	
				33 dB at 2496~2690 MHz	
				15 dB at 5490~5670 MHz	
				18 dB at 5670~5950 MHz	
				18 dB at 6200~8000 MHz	
				20 dB at 8800~10000 MHz	
15 dB at 13200~15000 MHz					

## SPECIFICATIONS

### SLFB21 TYPE

Part Number	Center Frequency	Pass Band	Max. IL in PB (at 25°C)	Attenuation	Thickness
Units	MHz	MHz	dB	dB	MM
Symbol	f <sub>0</sub>	PB	IL	-	T
SLFB21-4R900G-31TF	4880	4720~5040	2	30 dB Min. at 2300~2690 MHz	0.80±0.10
				10 dB Min. at 3300~3800 MHz	
				20 dB Min. at 5725~5850 MHz	
SLFB21-5R500G-01TF	5410	f <sub>0</sub> ±510	1.5	30 dB Min. at 3500MHz	0.95±0.10
				25 dB Min. at 9800~11840MHz	
				5 dB Min. at 14700~17760MHz	

### SLFB22 TYPE

Part Number	Center Frequency	Pass Band	Max. IL in PB (at 25°C)	Attenuation	Thickness
Units	MHz	MHz	dB	dB	MM
Symbol	f <sub>0</sub>	PB	IL	-	T
SLFB22-3R600G-31TF	3600	3186.4~4186.4	2	35 dB Min. at 500~1711 MHz	10±0.10
				28 dB Min. 33 dB typ. at 1711.84~2711.84 MHz	
				28 dB Min. 33 dB typ. at 4660.96~5660.96 MHz	
				38 dB Min. at 5660~7610 MHz	
				40 dB Min. 45 dB typ. at 7610~8610 MHz	
				20 dB Min. at 8610~11000 MHz	
				15 dB Min. at 11000~14000 MHz	
SLFB22-4R500G-31TF	4500	3823.68~5023.68	1.2	40 dB Min. at 500~874.56 MHz	10±0.10
				40 dB Min. at 874.56~2074.56	
				40 dB Min. at 6772.8~7972.8	
				30 dB Min. at 10921.92~15000	
SLFB22-4R950G-31TF	4950	4415~5415	1.8	40 dB Min. at 500~3350 MHz	10±0.10
				40 dB Min. at 6480~7500 MHz	
				36 dB Min. at 6480~9250 MHz	
				15 dB Min. at 11200~17200 MHz	

### SLFB32 TYPE

Part Number	Center Frequency	Pass Band	Max. IL in PB (at 25°C)	Attenuation	Thickness
Units	MHz	MHz	dB	dB	MM
Symbol	f <sub>0</sub>	PB	IL	-	T
SLFB32-1R920G-31TF	1920	1680~2295	2.5	30 dB Min. @ DC~1400 MHz	20±0.10
				30 dB Min. @ 2620~2705 MHz	
				35 dB Min. @ 2705~2740 MHz	
				35 dB Min. @ 2740~3115 MHz	
				30 dB Min. @ 3115~3235 MHz	
				30 dB Min. @ 3235~6590 MHz	
SLFB32-2R525G-11TF	2525	2150~2900	2.5	35 dB @ 259~650MHz	20±0.10
				28 dB @ 3208~3599MHz	
				35 dB @ 6157~6548MHz	

# SPECIFICATIONS

## SLFB32 TYPE

Part Number	Center Frequency	Pass Band	Max. IL in PB (at 25°C)	Attenuation	Thickness
Units	MHz	MHz	dB	dB	MM
Symbol	$f_0$	PB	IL	-	T
SLFB32-3R600G-12TF	3600	3160~4040	1.7dB Max. @3300~3900 MHz	30 dB Min. @ 824~960MHz	1.50±0.10
				24 dB Min. @1200~1990MHz	
			2dB Max. @3160~3300 MHz	36 dB Min. @2098-2598 MHz	
				23 dB Min. @4600~5000MHz	
			2 dB Max. @3900~4040 MHz	43 dB Min. @5000~5600MHz	
				30 dB Min. @6349~6749MHz 28 dB Min. @6900~8070MHz	
SLFB32-4R900G-31TF	4900	4700~5100	3	45 dB Min. @10~2000MHz	
				30 dB Min. @2000~3400MHz	
				30 dB Min. @3400~3800MHz	
				24 dB Min. @3800~4330MHz	
				25 dB Min. @4700~5100MHz	



## X-ON Electronics

Largest Supplier of Electrical and Electronic Components

*Click to view similar products for [Signal Conditioning](#) category:*

*Click to view products by [Sunlord](#) manufacturer:*

Other Similar products are found below :

[MAPDCC0001](#) [MAPDCC0004](#) [PD0409J5050S2HF](#) [HHS-109-PIN](#) [AFS14A35-1591.50-T3](#) [DS-323-PIN](#) [DSS-313-PIN](#) [B39321R801H210](#)  
[1A0220-3](#) [JP510S](#) [LFB212G45SG8C341](#) [LFB322G45SN1A504](#) [LFL182G45TC3B746](#) [SF2159E](#) [30057](#) [AFS1575.42S4-T](#) [FM-104-PIN](#)  
[CER0813B](#) [MAPDCC0005](#) [3A325](#) [40287](#) [41180](#) [ATB3225-75032NCT](#) [BD0810N50100AHF](#) [JHS-115-PIN](#) [DC0710J5005AHF](#)  
[DC2327J5005AHF](#) [43020](#) [LFB2H2G60BB1C106](#) [LFL15869MTC1B787](#) [X3C19F1-20S](#) [XC3500P-20S](#) [10013-20](#) [SF2194E](#)  
[CDBLB455KCAX39-B0](#) [TGL2208-SM, EVAL](#) [RF1353C](#) [051157-0000](#) [PD0922J5050D2HF](#) [1E1305-3](#) [1F1304-3S](#) [1G1304-30](#)  
[B0922J7575AHF](#) [10017-3](#) [TP-103-PIN](#) [BD1222J50200AHF](#) [BD1722J50100AHF](#) [2450DP39K5400E](#) [BD0810J50150AHF](#)  
[BD1722J50200AHF](#)