


Multilayer Chip LC Diplexer – SLFD Series

Operating Temp. : -40°C ~+ 85°C



FEATURES

- Small and low profile enables high density mounting
- Low insertion loss & high attenuation
- Excellent solderability

APPLICATIONS

- Mobile communication equipment for LTE, 5G systems etc.
- Bluetooth, Wi-Fi, WLAN etc.

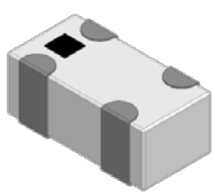
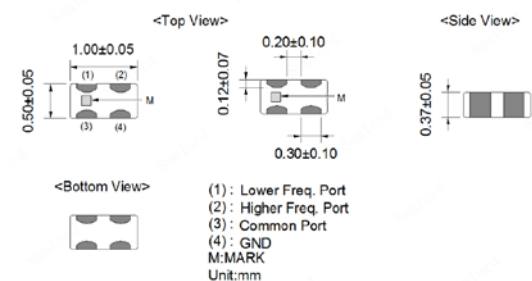
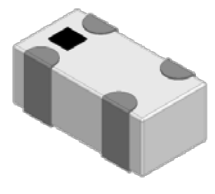
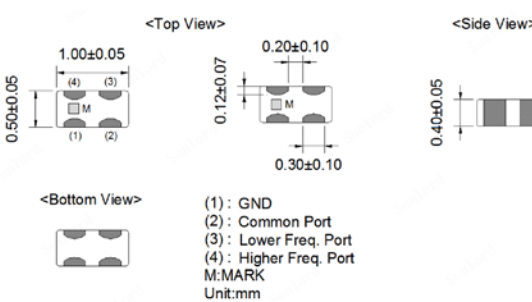
PRODUCT IDENTIFICATION

SLFD ①	18 ②	-2R450G ③	-23 ④	T ⑤
①	②		③	
④	⑤			
①	②		③	
④	⑤			


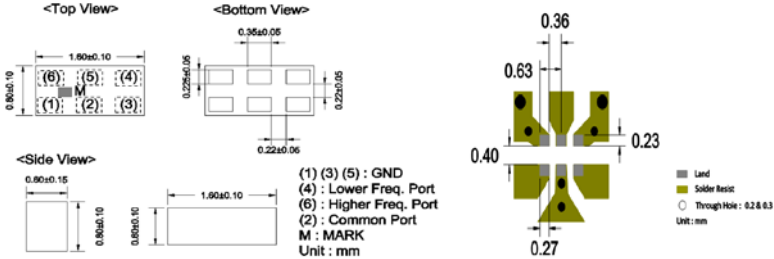

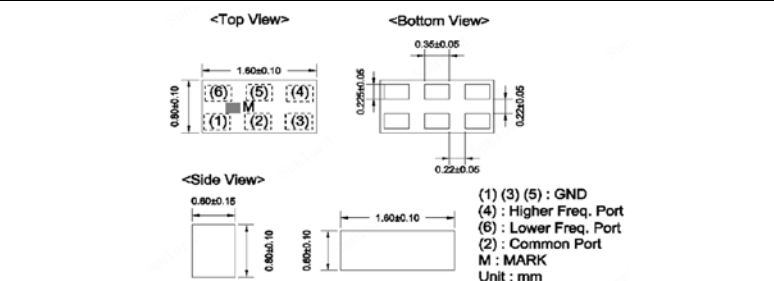
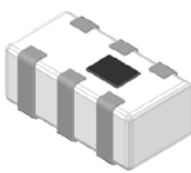
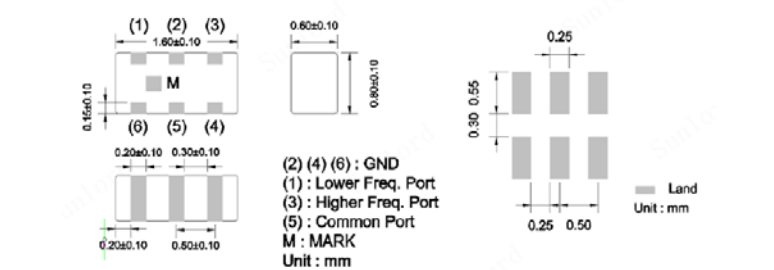

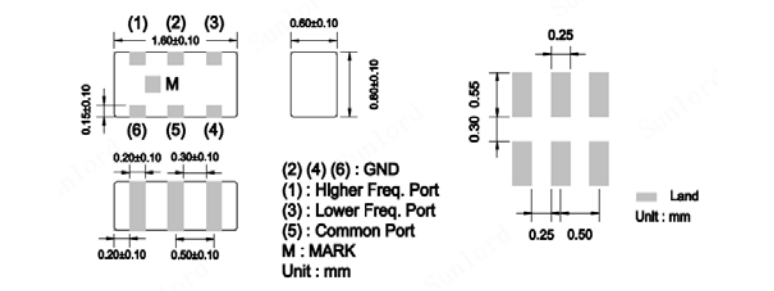

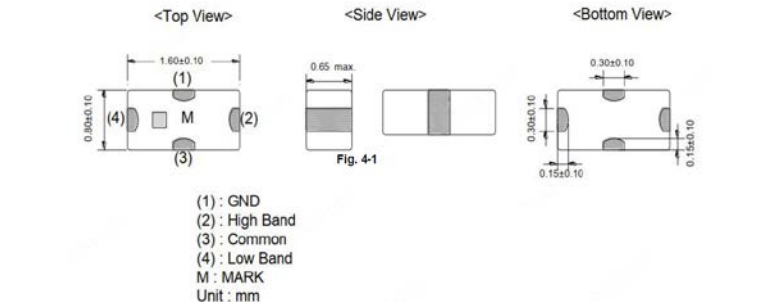
	Type	(LxW) (mm)	Center Frequency
SLFD	LC Diplexer	External Dimensions (LxW) (mm)	Example Nominal Value
		15 [0402] 1x0.5	2R450G 2450MHz
		18 [0603] 1.6x0.8	
		21 [0805] 2x1.2	
		22 [1008] 2.5x2	

Series Code	Packing
01, 02, etc	T Tape Carrier Package


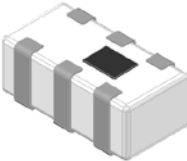
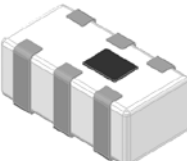
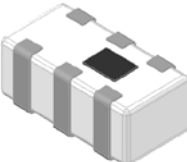
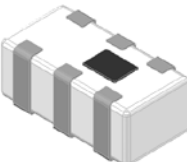
SHAPE AND DIMENSIONS

Type: SLFD15 Series	Dimensions and Land Patterns
	
SLFD15-5R950G-04T	Dimensions and Land Patterns
	

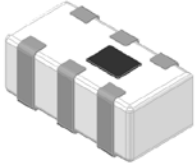
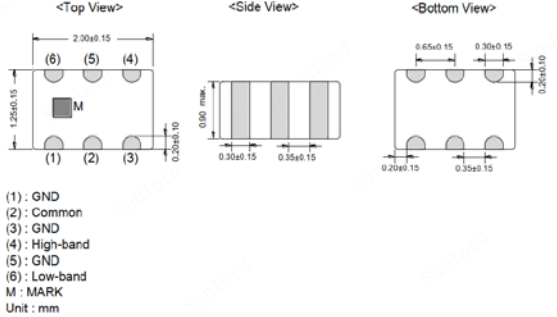
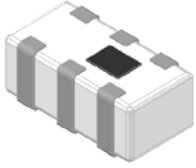
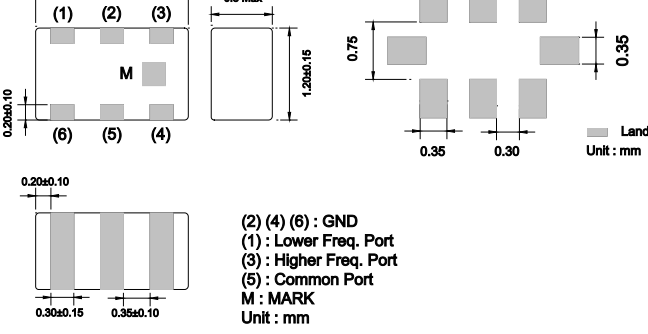
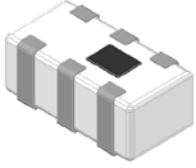
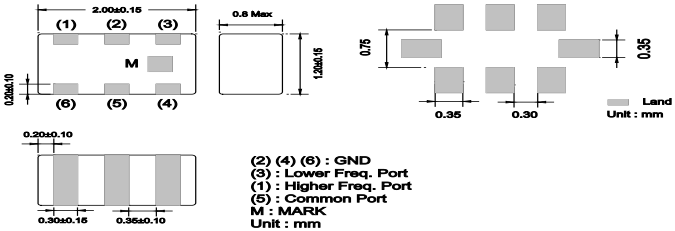
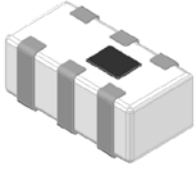
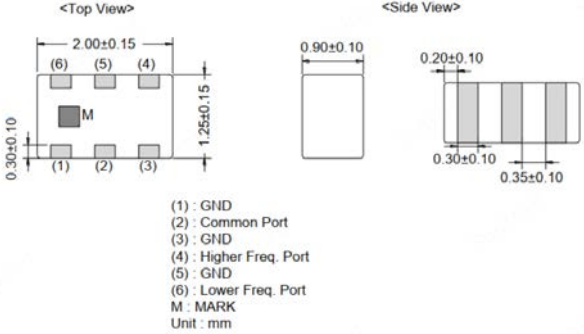
SHAPE AND DIMENSIONS

<p>SLFD18-2R200G-01T/ SLFD18-5R950G-12T</p> 	<p>Dimensions and Land Patterns</p>  <p>(1) (3) (5) : GND (4) : Lower Freq. Port (6) : Higher Freq. Port (2) : Common Port M : MARK Unit : mm</p>
<p>SLFD18-2R200G-02T/ SLFD18-3R000G-31T</p> 	<p>Dimensions and Land Patterns</p>  <p>(1) (3) (5) : GND (4) : Higher Freq. Port (6) : Lower Freq. Port (2) : Common Port M : MARK Unit : mm</p>
<p>SLFD18-2R450G-22/24T</p> 	<p>Dimensions and Land Patterns</p>  <p>(2) (4) (6) : GND (1) : Lower Freq. Port (3) : Higher Freq. Port (5) : Common Port M : MARK Unit : mm</p>
<p>SLFD18-2R450G-23/25T</p> 	<p>Dimensions and Land Patterns</p>  <p>(2) (4) (6) : GND (1) : Higher Freq. Port (3) : Lower Freq. Port (5) : Common Port M : MARK Unit : mm</p>
<p>SLFD18-2R450G-26T</p> 	<p>Dimensions and Land Patterns</p>  <p>(1) : GND (2) : High Band (3) : Common (4) : Low Band M : MARK Unit : mm</p>


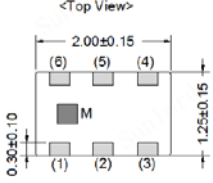
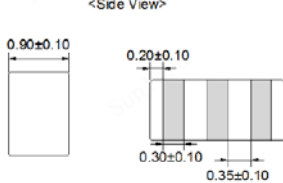

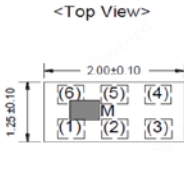
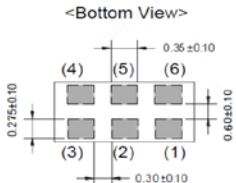


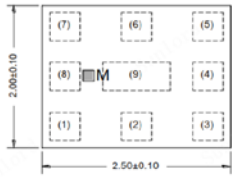

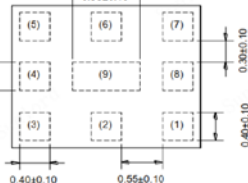
SHAPE AND DIMENSIONS

<p>SLFD18-2R600G-01T/ SLFD18-5R950G-11T</p> 	<p>Dimensions and Land Patterns</p> <p>(1) (3) (5) : GND (6) : Lower Freq. Port (4) : Higher Freq. Port (2) : Common Port M : MARK Unit : mm</p>
<p>SLFD18-5R950G-01/07/35/41T</p> 	<p>Dimensions and Land Patterns</p> <p>(2) (4) (6) : GND (1) : Higher Freq. Port (3) : Lower Freq. Port (5) : Common Port M : MARK Unit : mm</p>
<p>SLFD18-5R950G-02/08/36/42T</p> 	<p>Dimensions and Land Patterns</p> <p>(2) (4) (6) : GND (1) : Lower Freq. Port (3) : Higher Freq. Port (5) : Common Port M : MARK Unit : mm</p>
<p>SLFD18-5R950G-03T</p> 	<p>Dimensions and Land Patterns</p> <p>(2) (4) (6) : GND (1) : Lower Freq. Port (3) : Higher Freq. Port (5) : Common Port M : MARK Unit : mm</p>
<p>SLFD18-5R950G-04T</p> 	<p>Dimensions and Land Patterns</p> <p>(2) (4) (6) : GND (1) : Higher Freq. Port (3) : Lower Freq. Port (5) : Common Port M : MARK Unit : mm</p>

SHAPE AND DIMENSIONS

<p>SLFD21-1R400G-01/03T</p> 	<p>Dimensions and Land Patterns</p> 
<p>SLFD21-2R200G-01T</p> 	<p>Dimensions and Land Patterns</p> 
<p>SLFD21-2R200G-02T</p> 	<p>Dimensions and Land Patterns</p> 
<p>SLFD21-2R200G-03T/ SLFD21-2R690G-01T/ SLFD21-5R950G-01T</p> 	<p>Dimensions and Land Patterns</p> 

SHAPE AND DIMENSIONS

<p>SLFD21-2R200G-04T/ SLFD21-2R690G-02T/ SLFD21-5R950G-02T</p>	<p>Dimensions and Land Patterns</p>
	<div style="display: flex; justify-content: space-around;"> <div style="text-align: center;"> <p><Top View></p>  </div> <div style="text-align: center;"> <p><Side View></p>  </div> </div> <p>(1) : GND (2) : Common Port (3) : GND (4) : Lower Freq. Port (5) : GND (6) : Higher Freq. Port M : MARK Unit : mm</p>
<p>SLFD21-3R000G-31T</p>	<p>Dimensions and Land Patterns</p>
	<div style="display: flex; justify-content: space-around;"> <div style="text-align: center;"> <p><Top View></p>  </div> <div style="text-align: center;"> <p><Bottom View></p>  </div> <div style="text-align: center;"> <p><Side View></p>  </div> </div> <p>(1) (3) (5) : GND (4) : Higher Freq. Port (6) : Lower Freq. Port (2) : Common Port M : MARK Unit : mm</p> <p style="text-align: right;">Fig. 4-1</p>
<p>SLFD22-1R500G-31T/ SLFD22-3R000G-31T/ SLFD22-4R500G-31T</p>	<p>Dimensions and Land Patterns</p>
	<div style="display: flex; justify-content: space-around;"> <div style="text-align: center;"> <p><Top View></p>  </div> <div style="text-align: center;"> <p><Side View></p>  </div> <div style="text-align: center;"> <p><Bottom View></p>  </div> </div> <p>(2) : Common Port (5) : High band Port (7) : Low band Port (1) (3) (4) (6) (8) (9) : GND M : MARK Unit : mm</p>

SPECIFICATIONS

SLFD15 TYPE

Part Number	Characteristic Impedance	Frequency Range	Frequency	Max. IL in BW (@ 25°C)	Ripple in BW (@ 25°C)	Max. VSWR in BW (@ 25°C)	Min. Attenuation (@ 25°C)
Units	Ω	-	MHz	dB	dB	-	dB
SLFD15-5R9 50G-01T	50	Low Band	2400~2500	0.5	-	-	16 dB Min. at 4800~6000 MHz
							15 dB Min. at 7200~7500 MHz
							27 dB Min. at 700~2025 MHz
		High Band	5150~5950	1.5	-	-	28 dB Min. at 2400~2690 MHz
							10 dB Min. at 3500~3700 MHz
							11 dB Min. at 7250~7800 MHz
							20 dB Min. at 10300~11700 MHz
SLFD15-5R 950G-03T	50	Low Band	2400~2500	0.5	-	-	18 dB Min. at 4800~6000 MHz
							15 dB Min. at 5150~7125 MHz
							20 dB Min. at 7200~7500 MHz
		High Band	5150~7125	0.95	-	-	24 dB Min. at 500~2400 MHz
							26 dB Min. at 2400~2500 MHz
							19 dB Min. at 2500~2690 MHz
							9 dB Min. at 10300~11900 MHz
							13.5 dB Min. at 11900~12490 MHz
							11.5 dB Min. at 12490~14250 MHz
							8 dB Min. at 15510~21370 MHz

SPECIFICATIONS

SLFD15 TYPE

Part Number	Characteristic Impedance	Frequency Range	Frequency	Max. IL in BW (@ 25°C)	Ripple in BW (@ 25°C)	Max. VSWR in BW (@ 25°C)	Min. Attenuation (@ 25°C)
Units	Ω	-	MHz	dB	dB	-	dB
SLFD15-5R 950G-04T	50	Low Band	2400~2500	0.5	-	-	35 dB Min. at 4800~5000 MHz
							25 dB Min. at 7200~7500 MHz
		High Band	5150~5950	0.9	-	-	25 dB Min. at 300~2100MHz
							32 dB Min. at 2400~2700MHz
							10 dB Min. at 7200MHz
							20 dB Min. at 9800~11950 MHz
							15 dB Min. at 14700~17850 MHz
SLFD15-5R 950G-05T	50	Low Band	2400~2500	0.5	-	-	23 dB Min. at 4800~6000 MHz
							23 dB Min. at 7200~7500 MHz
		High Band	4900~5950	0.9	-	-	25 dB Min. at 30~2400 MHz
							27 dB Min. at 2400~2500 MHz
							23 dB Min. at 2500~2690 MHz
							20 dB Min. at 10300~11900 MHz

SLFD18 TYPE

Part Number	Characteristic Impedance	Frequency Range	Frequency	Max. IL in BW (@ 25°C)	Ripple in BW (@ 25°C)	Max. VSWR in BW (@ 25°C)	Min. Attenuation (@ 25°C)
Units	Ω	-	MHz	dB	dB	-	dB
SLFD18-2R2 00G-01T	50	Low Band	698~960	0.8	-	-	20 dB Min. @ 698~960MHz
		High Band	1710~2700	0.7			25 dB Min. @ 1710~2700MHz
SLFD18-2R 200G-02T	50	Low Band	698~960	0.8	-	-	25 dB Min. at 1710~2700 MHz
		High Band	1710~2700	0.7			20 dB Min. at 698~960 MHz
							20 dB Min. at 5150~5850 MHz
SLFD18-2R 450G-22T	50	Low Band	1570~1610	0.5	-	-	20 dB Min. at 2400~2500MHz
		High Band	2400~2500	0.5			20 dB Min. at 1570~1610MHz

SPECIFICATIONS

SLFD18 TYPE

Part Number	Characteristic Impedance	Frequency Range	Frequency	Max. IL in BW (@ 25°C)	Ripple in BW (@ 25°C)	Max. VSWR in BW (@ 25°C)	Min. Attenuation (@ 25°C)
Units	Ω	-	MHz	dB	dB	-	dB
SLFD18-2R 450G-23T	50	Low Band	1570~1610	0.45	-	-	20 dB Min. at 2400~2500MHz
		High Band	2400~2500	0.5			20 dB Min. at 1570~1610MHz
SLFD18-2R 450G-24T	50	Low Band	1560~1607	0.65	-	-	15 dB Min. at 2300~2700 MHz
		High Band	2300~2700	0.75			17 dB Min. at 1560~1607 MHz
SLFD18-2R 450G-25T	50	Low Band	1560~1607	0.65	-	-	15 dB Min. at 2300~2700 MHz
		High Band	2300~2700	0.75			17 dB Min. at 1560~1607 MHz
SLFD18-3R 000G-31T	50	Low Band	698~2690	0.9	-	2	13 dB Min. at 3400~3800MHz
			20 dB Min. at 5150~5850MHz				
		High Band	3400~3800	1			14 dB Min. at 698~2690MHz
			5150~5850	0.7			18 dB Min. at 10300~11700 MHz
SLFD18-5R 950G-01T	50	Low Band	2400~2500	0.65	-	2	35 dB Min. at 4800~5000MHz
							30 dB Min. at 7200~7500MHz
		High Band	4900~5950	0.75			28 dB Min. at 30~2100MHz
							32 dB Min. at 2400~2700MHz
							25 dB Min. at 9800~11900 MHz
							15 dB Min. at 14700~17850 MHz

SPECIFICATIONS

SLFD18 TYPE

Part Number	Characteristic Impedance	Frequency Range	Frequency	Max. IL in BW (@ 25°C)	Ripple in BW (@ 25°C)	Max. VSWR in BW (@ 25°C)	Min. Attenuation (@ 25°C)
Units	Ω	-	MHz	dB	dB	-	dB
SLFD18-5R9 50G-02T	50	Low Band	2400~2500	0.55	-	2	30 dB Min. at 4800~5000MHz
							25 dB Min. at 7200~7500MHz
		High Band	4900~5950	0.75			25 dB Min. at 30~2100 MHz
							30 dB Min. at 2400~2500 MHz
							12 dB Min. at 8100~8900 MHz
							20 dB Min. at 9800~11900 MHz
							15 dB Min. at 14700~17850 MHz
SLFD18-5R9 50G-03T	50	Low Band	2400~2500	0.5	-	2	35 dB Min. at 4800~5000MHz
							25 dB Min. at 7200~7500MHz
		High Band	4900~5950	0.9			25 dB Min. at 300~2100MHz
							32 dB Min. at 2400~2700MHz
							10 dB Min. at 7200MHz
							20 dB Min. at 9800~11950MHz
							15 dB Min. at 14700~17850MHz
SLFD18-5R9 50G-04T	50	Low Band	2400~2500	0.5	-	2	25 dB Min. at 300~2100MHz
							32 dB Min. at 2400~2700MHz
							35 dB Min. at 4800~5000MHz
							10 dB Min. at 7200MHz
		High Band	4900~5950	0.9			25 dB Min. at 7200~7500MHz
							20 dB Min. at 9800~11950 MHz
							15 dB Min. at 14700~17850 MHz

SPECIFICATIONS

SLFD18 TYPE

Part Number	Characteristic Impedance	Frequency Range	Frequency	Max. IL in BW (@ 25°C)	Ripple in BW (@ 25°C)	Max. VSWR in BW (@ 25°C)	Min. Attenuation (@ 25°C)	
Units	Ω	-	MHz	dB	dB	-	dB	
SLFD18-5R9 50G-07T	Complex Conjugate to IC chipset	Low Band	2400~2500	0.4	-	1.5	21 dB Min. at 4800~5000MHz	
							23 dB Min. at 5000~5950MHz	
							25 dB Min. at 7200~7500MHz	
	50	High Band	4900~5950	0.6		1.8	25 dB Min. at 824~2170MHz	
							28 dB Min. at 2400~2700MHz	
							20 dB Min. at 9800~11900MHz	
SLFD18-5R9 50G-08T	Complex Conjugate to IC chipset	Low Band	2400~2500	0.4	-	1.5	21 dB Min. at 4800~5000MHz	
							23 dB Min. at 5000~5950MHz	
							25 dB Min. at 7200~7500MHz	
	50	High Band	4900~5950	0.6		1.8	25 dB Min. at 824~2170MHz	
							28 dB Min. at 2400~2700MHz	
							20 dB Min. at 9800~11900MHz	
SLFD18-5R9 50G-11T	50	Low Band	698~2690	0.35 dB Max. at 698~960MHz	-	1.8	32 dB Min. at 4800~5000MHz	
				0.45 dB Max. at 1427~2400MHz			35 dB Min. at 5000~5950MHz	
				0.60 dB Max. at 2400~2500MHz			20 dB Min. at 7200~7500MHz	
				0.60 dB Max. at 2500~2690MHz			19 dB Min. at 7635~8070MHz	
		High Band	5150~5850	0.7		-	1.8	32 dB Min. at 698~1805MHz
								32 dB Min. at 1805~1950MHz
								34 dB Min. at 1950~2400MHz
								40 dB Min. at 2400~2500MHz
								32 dB Min. at 2500~2690MHz
								16 dB Min. at 10300~11700MHz
								Z

SPECIFICATIONS

SLFD18 TYPE

Part Number	Characteristic Impedance	Frequency Range	Frequency	Max. IL in BW (@ 25°C)	Ripple in BW (@ 25°C)	Max. VSWR in BW (@ 25°C)	Min. Attenuation (@ 25°C)
Units	Ω	-	MHz	dB	dB	-	dB
SLFD18-5R9 50G-12T	50	Low Band	698~2690	0.35 dB Max. at 698~960MHz	-	1.8	32 dB Min. at 4800~5000MHz
				0.45 dB Max. at 1427~2400MHz			35 dB Min. at 5000~5950MHz
				0.60 dB Max. at 2400~2500MHz			20 dB Min. at 7200~7500MHz
				0.60 dB Max. at 2500~2690MHz			19 dB Min. at 7635~8070MHz
		High Band	5150~5850	0.7			32 dB Min. at 698~1805MHz
							32 dB Min. at 1805~1950MHz
							34 dB Min. at 1950~2400MHz
							40 dB Min. at 2400~2500MHz
			32 dB Min. at 2500~2690MHz				
			20 dB Min. at 10300~11700MHz				
SLFD18-5R9 50G-35T	50	Low Band	2400~2500	0.85	-	-	20 dB Min. at 700~1300MHz
							25 dB Min. at 4800~5000MHz
							30 dB Min. at 7200~7500MHz
		High Band	4900~6000	1			27 dB Min. at 1200~1500MHz
							26 dB Min. at 1600~2000MHz
							25 dB Min. at 2300~3000MHz
							20 dB Min. at 98000~12000MHz
							15 dB Min. at 14700~18000MHz

SPECIFICATIONS

SLFD18 TYPE

Part Number	Characteristic Impedance	Frequency Range	Frequency	Max. IL in BW (@ 25°C)	Ripple in BW (@ 25°C)	Max. VSWR in BW (@ 25°C)	Min. Attenuation (@ 25°C)
Units	Ω	-	MHz	dB	dB	-	dB
SLFD18-5R9 50G-36T	50	Low Band	2400~2500	0.85	-	-	20 dB Min. at 700~1300MHz
							25 dB Min. at 4800~5000MHz
							30 dB Min. at 7200~7500MHz
							27 dB Min. at 1200~1500MHz
		High Band	4900~6000	1			26 dB Min. at 1600~2000MHz
							25 dB Min. at 2300~3000MHz
							20 dB Min. at 9800~12000MHz
							15 dB Min. at 14700~18000MHz

SLFD21 TYPE

Part Number	Characteristic Impedance	Frequency Range	Frequency	Max. IL in BW (@ 25°C)	Ripple in BW (@ 25°C)	Max. VSWR in BW (@ 25°C)	Min. Attenuation (@ 25°C)
Units	Ω	-	MHz	dB	dB	-	dB
SLFD21-1R40 0G-01T	50	Low Band	698~960	0.8	-	2	22 dB Min. at 1427~2690 MHz
		High Band	1427~2690	0.75			20 dB Min. at 698~915 MHz
							17 dB Min. at 915~960 MHz
SLFD21-1R40 0G-03T	50	Low Band	570~960	0.75	-	2	20 dB Min. at 1427~2700MHz
		High Band	1427~2690	0.85			20 dB Min. at 570~960MHz
SLFD21-2R20 0G-01T	50	Low Band	698~746	0.4	-	-	25dB Min. at 698~960MHz
			746~960	0.5			30dB Min. at 1710~2170MHz
		High Band	1710~2400	0.7			30dB Min. at 2170~2400MHz
							30dB Min. at 2400~2700MHz

SPECIFICATIONS

SLFD21 TYPE

Part Number	Characteristic Impedance	Frequency Range	Frequency	Max. IL in BW (@ 25°C)	Ripple in BW (@ 25°C)	Max. VSWR in BW (@ 25°C)	Min. Attenuation (@ 25°C)			
Units	Ω	-	MHz	dB	dB	-	dB			
SLFD21-2R2 00G-02T	50	Low Band	698~746	0.4	-	-	25dB Min. at 698~960MHz			
			746~960	0.5			30dB Min. at 1710~2170MHz			
		High Band	1710~2400	0.7			30dB Min. at 2170~2400MHz			
							30dB Min. at 2400~2700MHz			
SLFD21-2R2 00G-03T	50	Low Band	698~746	0.4	-	2	30 dB Min. at 1710~2170MHz			
			746~960	0.5			30 dB Min. at 2170~2400MHz			
		High Band	1710~2400	0.6			32 dB Min. at 2400~2700MHz			
							25 dB Min. at 698~960MHz			
SLFD21-2R2 00G-04T	50	Low Band	698~746	0.4	-	2	30 dB Min. at 1710~2170MHz			
			746~960	0.5			30 dB Min. at 2170~2400MHz			
		High Band	1710~2400	0.6			32 dB Min. at 2400~2700MHz			
							25 dB Min. at 698~960MHz			
SLFD21-2R6 90G-01T	50	Low Band	698~2170	0.4 dB at 698-960 MHz	-	2	10 dB Min. at 2402~2482 MHz			
				0.5 dB at 1420-1610 MHz						
				0.65 dB at 1710-1920 MHz						
				0.8 dB at 1920-1990 MHz						
				1.40 dB at 1990-2170 MHz						
		High Band	2496~4200	1.35 dB at 2496-2515 MHz			2 Max. at 2496~2690 MHz	20 dB Min. at 698~960 MHz		
				1.2 dB at 2515-2675 MHz						
				0.9 dB at 2675-2690 MHz					2.33 Max. at 3300~4200 MHz	15 dB Min. at 1710~2170 MHz
				1.1 dB at 3300~4200 MHz						

SPECIFICATIONS

SLFD21 TYPE

Part Number	Characteristic Impedance	Frequency Range	Frequency	Max. IL in BW (@ 25°C)	Ripple in BW (@ 25°C)	Max. VSWR in BW (@ 25°C)	Min. Attenuation (@ 25°C)
Units	Ω	-	MHz	dB	dB	-	dB
SLFD21-2R6 90G-02T	50	Low Band	698~2170	0.4 dB at 698-960 MHz	-	2	10 dB Min. at 2402~2482 MHz
				0.5 dB at 1420-1610 MHz			
				0.65 dB at 1710-1920 MHz			
				0.8 dB at 1920-1990 MHz			
				1.40 dB at 1990-2170 MHz			
		High Band	2496~4200	1.35 dB at 2496-2515 MHz			20 dB Min. at 698~960 MHz
				1.2 dB at 2515-2675 MHz			15 dB Min. at 1710~2170 MHz
				0.9 dB at 2675-2690 MHz			
				1.1 dB at 3300~4200 MHz			
				2.33 Max. at 3300~4200 MHz			
SLFD21-3R0 00G-31T	50	Low Band	617~2690	0.35 dB Max. at 617-960MHz	-	2	18 dB Min. at 3300~3400MHz
				0.45 dB Max. at 1427-1511 MHz			23dB Min. at 3400~3800MHz
				0.55dB Max. at 1710-2170MHz			30dB Min. at 5150~5925MHz
				0.75 dB Max. at 2300~2496 MHz			30 dB Min. at 617-960MHz
				0.9dB Max. at 2496~2690 MHz			30 dB Min. at 1427-1511 MHz
		High Band	3300~5925	1.3dB Max. at 3300~3400MHz			25dB Min. at 1710-2170MHz
				1dB Max. at 3400~3800MHz			22 dB Min. at 2170~2690 MHz
				0.5 dB Max. at 5150~5925MHz			25dB Min. at 10300~11850 MHz
				5dB Min. at 15450~17775 MHz			

SPECIFICATIONS

SLFD21 TYPE

Part Number	Characteristic Impedance	Frequency Range	Frequency	Max. IL in BW (@ 25°C)	Ripple in BW (@ 25°C)	Max. VSWR in BW (@ 25°C)	Min. Attenuation (@ 25°C)
Units	Ω	-	MHz	dB	dB	dB	dB
SLFD21-5R9 50G-01T	50	Low Band	2400~2500	0.45	15	20dB Min. at 5150~5850MHz	23dB Min. at 4800~5000MHz 20dB Min. at 7200~7500MHz
		High Band	4900~5950	0.5	12	20dB Min. at 2400~2500MHz	25dB Min. at 2400~2500MHz 20dB Min. at 10300~11700 MHz
SLFD21-5R9 50G-02T	50	Low Band	2400~2500	0.45	15	20dB Min. at 5150~5850MHz	23dB Min. at 4800~5000MHz 20dB Min. at 7200~7500MHz
		High Band	4900~5950	0.5	12	20dB Min. at 2400~2500MHz	25dB Min. at 2400~2500MHz 20dB Min. at 10300~11700 MHz

SLFD22 TYPE

Part Number	Characteristic Impedance	Frequency Range	Frequency	Max. IL in BW (@ 25°C)	Ripple in BW (@ 25°C)	Max. VSWR in BW (@ 25°C)	Min. Attenuation (@ 25°C)	
Units	Ω	-	MHz	dB	dB	dB	dB	
SLFD22-1R5 00G-31T	50	Low Band	698~1511	0.80 dB Max. at 698~960 MHz	--	15 dB Min. at 698~960 MHz	14 dB Min. at 1710~1785 MHz	
				1.50 dB Max. at 1447~1463 MHz			15 dB Min. at 1805~1880 MHz	
				1.50 dB Max. at 1452~1496 MHz			15 dB Min. at 1880~2025 MHz	
							15 dB Min. at 1452~1511 MHz	15 dB Min. at 2110~2200 MHz
							15 dB Min. at 1710~1785 MHz	15 dB Min. at 2300~2400 MHz
				15 dB Min. at 1805~1880 MHz			20 dB Min. at 2496~2690 MHz	
		High Band	1710~ 3800	1.80 dB Max. at 1496~1511 MHz		20 dB Min. at 3400~3800 MHz		
				1.50 dB Max. at 1710~1785 MHz		15 dB Min. at 3800~5950 MHz		
				1.20 dB Max. at 1805~1880 MHz		15 dB Min. at 698~960 MHz		
				10 dB Max. at 1880~2025 MHz		15 dB Min. at 2110~2200 MHz		
				0.75 dB Max. at 2110~2200 MHz		15 dB Min. at 2300~2400 MHz		
				0.75 dB Max. at 2300~2400 MHz		20 dB Min. at 2496~2690 MHz		
0.75 dB Max. at 2496~2690 MHz	15 dB Min. at 1452~1511 MHz							
1.30 dB Max. at 3400~3800 MHz		20 dB Min. at 3400~3800 MHz						
		10 dB Min. at 4900~5950 MHz						

SPECIFICATIONS

SLFD22 TYPE

Part Number	Characteristic Impedance	Frequency Range	Frequency	Max. IL in BW (@ 25°C)	Ripple in BW (@ 25°C)	Max. VSWR in BW (@ 25°C)	Min. Attenuation (@ 25°C)
Units	Ω	-	MHz	dB	dB	-	dB
SLFD22-3R00 0G-31T	50	Low Band	617~2690	0.40 dB Max. at 617~960 MHz	-	20 dB Min. at 617~960 MHz	15 dB Min. at 3300~3400 MHz
				0.50 dB Max. at 1427~1661 MHz		15 dB Min. at 1427~1661 MHz	20 dB Min. at 3400~3800 MHz
				0.60 dB Max. at 1710~2200 MHz		15 dB Min. at 1710~2200 MHz	20 dB Min. at 3800~4200 MHz
				0.90 dB Max. at 2300~2690 MHz		18 dB Min. at 2300~2690 MHz	20 dB Min. at 4400~5000 MHz
						15 dB Min. at 3300~3400 MHz	20 dB Min. at 5150~5950 MHz
						20 dB Min. at 3400~3800 MHz	20 dB Min. at 617~960 MHz
		High Band	3300~5950	0.90 dB Max. at 3400~4200 MHz		20 dB Min. at 3800~4200 MHz	18 dB Min. at 1427~1661 MHz
				0.80 dB Max. at 4400~5000 MHz		20 dB Min. at 4400~5000 MHz	18 dB Min. at 2300~2690 MHz
						20 dB Min. at 5150~5950 MHz	20 dB Min. at 10300~11700 MHz
							15 dB Min. at 15450~17550 MHz

SPECIFICATIONS

SLFD22 TYPE

Part Number	Characteristic Impedance	Frequency Range	Frequency	Max. IL in BW (@ 25°C)	Ripple in BW (@ 25°C)	Max. VSWR in BW (@ 25°C)	Min. Attenuation (@ 25°C)	
Units	Ω	-	MHz	dB	dB	-	dB	
SLFD22-4R500 G-31T	50	Low Band	1427~4200	0.40 dB Max. at 1427~1661 MHz	-	18 dB Min. at 1427~1661 MHz	18 dB Min. at 5150~5925 MHz	
				0.50 dB Max. at 1710~2200 MHz				18 dB Min. at 1710~2200 MHz
				0.50 dB Max. at 2300~2690 MHz				18 dB Min. at 2300~2690 MHz
				0.80 dB Max. at 3300~3800 MHz				18 dB Min. at 3300~3400 MHz
				0.90 dB Max. at 3800~4200 MHz				18 dB Min. at 3400~3800 MHz
		High Band	5150~5925	1.50 dB Max. at 5150~5250 MHz		20 dB Min. at 700~2690 MHz		
						33 dB Min. at 2550~2690 MHz		
						20 dB Min. at 3300~3800 MHz		
				1.40 dB Max. at 5250~5330 MHz		18 dB Min. at 3800~4200 MHz		
						6 dB Min. at 6900~7100 MHz		
				1.40 dB Max. at 5490~5730 MHz		15 dB Min. at 7200~7800 MHz		
						15 dB Min. at 7800~9800 MHz		
				1.40 dB Max. at 5730~5925 MHz		15 dB Min. at 9800~11700 MHz		
						11 dB Min. at 14700~17850 MHz		

X-ON Electronics

Largest Supplier of Electrical and Electronic Components

Click to view similar products for [Signal Conditioning](#) category:

Click to view products by [Sunlord](#) manufacturer:

Other Similar products are found below :

[MAPDCC0001](#) [MAPDCC0004](#) [PD0409J5050S2HF](#) [HHS-109-PIN](#) [AFS14A35-1591.50-T3](#) [DS-323-PIN](#) [DSS-313-PIN](#) [B39321R801H210](#)
[1A0220-3](#) [JP510S](#) [LFB212G45SG8C341](#) [LFB322G45SN1A504](#) [LFL182G45TC3B746](#) [SF2159E](#) [30057](#) [AFS1575.42S4-T](#) [FM-104-PIN](#)
[CER0813B](#) [MAPDCC0005](#) [3A325](#) [40287](#) [41180](#) [ATB3225-75032NCT](#) [BD0810N50100AHF](#) [JHS-115-PIN](#) [DC0710J5005AHF](#)
[DC2327J5005AHF](#) [43020](#) [LFB2H2G60BB1C106](#) [LFL15869MTC1B787](#) [X3C19F1-20S](#) [XC3500P-20S](#) [10013-20](#) [SF2194E](#)
[CDBLB455KCAX39-B0](#) [TGL2208-SM, EVAL](#) [RF1353C](#) [051157-0000](#) [PD0922J5050D2HF](#) [1E1305-3](#) [1F1304-3S](#) [1G1304-30](#)
[B0922J7575AHF](#) [10017-3](#) [TP-103-PIN](#) [BD1222J50200AHF](#) [BD1722J50100AHF](#) [2450DP39K5400E](#) [BD0810J50150AHF](#)
[BD1722J50200AHF](#)