


# Multilayer Chip LC Diplexer – SLFD Series

Operating Temp. : -40°C~+85°C



## FEATURES

- Small and low profile enables high density mounting
- Low insertion loss & high attenuation
- Excellent solderability

## APPLICATIONS

- Mobile communication system, such as GSM, DCS, PCS, etc.
- Bluetooth, WIFI, WLAN, LNB, etc.


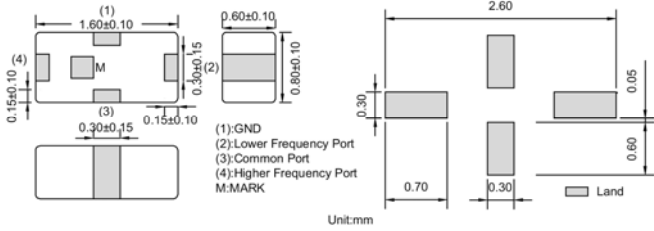

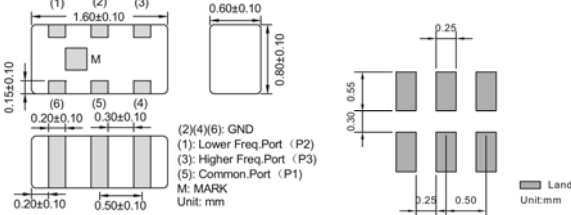

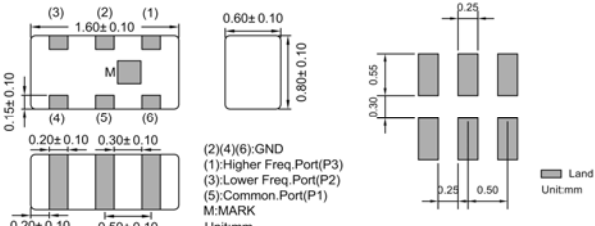

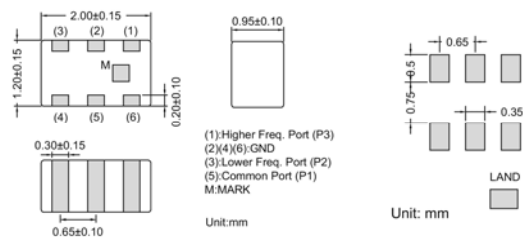

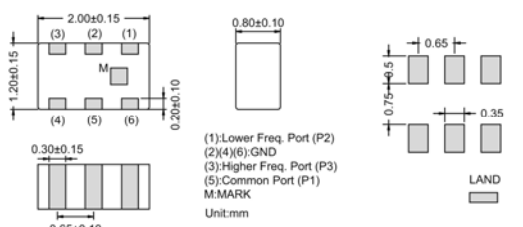

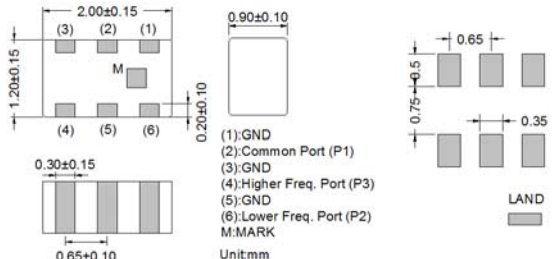
## PRODUCT IDENTIFICATION

① <b>SLFD</b>	② <b>21</b>	③ <b>-2R450G</b>	④ <b>-02</b>	⑤ <b>T</b>																			
①	②	③	④	⑤																			
<table border="1"> <tr><th colspan="2">Type</th></tr> <tr><td>SLFD</td><td>LC Diplexer</td></tr> </table>		Type		SLFD	LC Diplexer	<table border="1"> <tr><th colspan="2">(L×W) (mm)</th></tr> <tr><th colspan="2">External Dimensions (L×W) (mm)</th></tr> <tr><td>18 [0603]</td><td>1.6×0.8</td></tr> <tr><td>21 [0805]</td><td>2.0×1.2</td></tr> </table>		(L×W) (mm)		External Dimensions (L×W) (mm)		18 [0603]	1.6×0.8	21 [0805]	2.0×1.2	<table border="1"> <tr><th colspan="2">Center Frequency</th></tr> <tr><th>Example</th><th>Nominal Value</th></tr> <tr><td>2R450G</td><td>2450.0MHz</td></tr> </table>		Center Frequency		Example	Nominal Value	2R450G	2450.0MHz
Type																							
SLFD	LC Diplexer																						
(L×W) (mm)																							
External Dimensions (L×W) (mm)																							
18 [0603]	1.6×0.8																						
21 [0805]	2.0×1.2																						
Center Frequency																							
Example	Nominal Value																						
2R450G	2450.0MHz																						
<table border="1"> <tr><th colspan="2">Series Code</th></tr> <tr><td colspan="2">01, 02, etc</td></tr> </table>		Series Code		01, 02, etc		<table border="1"> <tr><th colspan="2">Packing</th></tr> <tr><td>T</td><td>Tape Carrier Package</td></tr> </table>			Packing		T	Tape Carrier Package											
Series Code																							
01, 02, etc																							
Packing																							
T	Tape Carrier Package																						


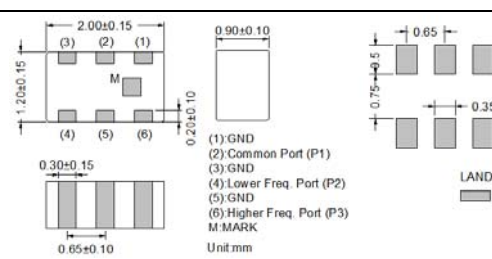
## SHAPE AND DIMENSIONS

Type: SLFD18-2R450G-01T/02T	Dimensions and Land Patterns
Type: SLFD18-2R450G-03T	Dimensions and Land Patterns

# SHAPE AND DIMENSIONS

<p>Type: SLFD18-2R450G-03T</p> 	<p>Dimensions and Land Patterns</p>  <p>(1):GND (2):Lower Frequency Port (3):Common Port (4):Higher Frequency Port M:MARK</p> <p>Unit:mm</p>
<p>Type: SLFD18-2R450G-04/05/07/09T</p> 	<p>Dimensions and Land Patterns</p>  <p>(2)(4)(6): GND (1): Lower Freq. Port (P2) (3): Higher Freq. Port (P3) (5): Common Port (P1) M: MARK Unit: mm</p> <p>Unit:mm</p>
<p>Type: SLFD18-2R450G-06/08T</p> 	<p>Dimensions and Land Patterns</p>  <p>(2)(4)(6):GND (1):Higher Freq.Port(P3) (3):Lower Freq.Port(P2) (5):Common.Port(P1) M:MARK Unit:mm</p> <p>Unit:mm</p>
<p>Type: SLFD21-2R450G-02/04T</p> 	<p>Dimensions and Land Patterns</p>  <p>(1):Higher Freq. Port (P3) (2)(4)(6):GND (3):Lower Freq. Port (P2) (5):Common Port (P1) M:MARK Unit:mm</p> <p>Unit: mm</p>
<p>Type: SLFD21-2R450G-03/05T</p> 	<p>Dimensions and Land Patterns</p>  <p>(1):Lower Freq. Port (P2) (2)(4)(6):GND (3):Higher Freq. Port (P3) (5):Common Port (P1) M:MARK Unit:mm</p> <p>Unit:mm</p>
<p>Type: SLFD21-2R450G-06T</p> 	<p>Dimensions and Land Patterns</p>  <p>(1):GND (2):Common Port (P1) (3):GND (4):Higher Freq. Port (P3) (5):GND (6):Lower Freq. Port (P2) M:MARK Unit:mm</p> <p>Unit:mm</p>

## SHAPE AND DIMENSIONS

Type: SLFD21-2R450G-07T	Dimensions and Land Patterns
	 <p>(1): GND  (2): Common Port (P1)  (3): GND  (4): Lower Freq. Port (P2)  (5): GND  (6): Higher Freq. Port (P3)  M: MARK  Unit: mm</p>

## SPECIFICATIONS

### SLFD18 TYPE

Part Number	Characteristic Impedance	Frequency Range	Frequency	Max. IL in BW (@ 25°C)	Ripple in BW (@ 25°C)	Max. VSWR in BW (@25°C)	Min. Attenuation (@25°C)
Units	Ω	-	MHz	dB	dB	-	dB
SLFD18-2R450G-01T	50	Low Frequency	2400~2500	1.0	0.5	2.0	-
			4800~6000	-	-	-	18
			7200~7500	-	-	-	18
		High Frequency	2400~2500	-	-	-	18
			4900~5900	1.6	1.0	2.0	-
			9800~11800	-	-	-	15
SLFD18-2R450G-02T	50	Low Frequency	2400~2500	1.0	0.5	2.0	-
			4800~6000	-	-	-	18
			7200~7500	-	-	-	18
		High Frequency	2400~2500	-	-	-	18
			4900~5900	1.6	1.0	2.0	-
			9800~11800	-	-	-	15
SLFD18-2R450G-03T	50	Low Frequency	2400~2500	0.7	-	1.9	-
			4900~5900	-	-	-	10
		High Frequency	2400~2500	-	-	-	15
			4900~5900	0.8	-	1.9	-
SLFD18-2R450G-04T	50	Low Frequency	1570~1610	0.75	-	2.0	-
			2400~2500	-	-	-	12
			4900~6000	-	-	-	12
		High Frequency	1570~1610	-	-	-	20
			2400~2500	0.8	-	2.0	-
			4900~6000	0.5	-	2.0	-
SLFD18-2R450G-05T	50	Low Frequency	1570~1610	0.75	-	2.0	-
			2400~2500	-	-	-	12
			4900~6000	-	-	-	12
		High Frequency	1570~1610	-	-	-	20
			2400~2500	0.8	-	2.0	-
			4900~6000	0.5	-	2.0	-

# SPECIFICATIONS

## SLFD18 TYPE

Part Number	Characteristic Impedance	Frequency Range	Frequency	Max. IL in BW (@ 25°C)	Ripple in BW (@ 25°C)	Max. VSWR in BW (@25°C)	Min. Attenuation (@25°C)
Units	$\Omega$	-	MHz	dB	dB	-	dB
SLFD18-2R450G-06T	50	Low Frequency	2400~2500	0.5	-	2.0	-
			3600~3750	-	-	-	10
			4800~5000	-	-	-	20
			7200~7500	-	-	-	10
			9600~10000	-	-	-	10
	High Frequency	860~960	-	-	-	30	
		1545~1605	-	-	-	25	
		1710~1990	-	-	-	25	
		2170	-	-	-	30	
		4900~5950	0.6	-	2.1	-	
		8100~8800	-	-	-	10	
		8820~9800	-	-	-	15	
		9800~11800	-	-	-	25	
SLFD18-2R450G-07T	50	Low Frequency	2400~2500	2.6	-	2.0	-
			824~915	-	-	-	25
			1545~1610	-	-	-	25
			1710~1910	-	-	-	20
			4800~5000	-	-	-	30
		7200~7500	-	-	-	20	
	High Frequency	824~2500	-	-	-	20	
		4900~5850	1.2	-	2.0	-	
		9800~11900	-	-	-	15	
SLFD18-2R450G-08T	50	Low Frequency	2400~2500	2.6	-	2.0	-
			824~915	-	-	-	25
			1545~1610	-	-	-	25
			1710~1910	-	-	-	20
			4800~5000	-	-	-	30
		7200~7500	-	-	-	20	
	High Frequency	824~2500	-	-	-	20	
		4900~5850	1.2	-	2.0	-	
		9800~11900	-	-	-	15	
SLFD18-2R450G-09T	50	Low Frequency	2400~2500	0.5	-	2.0	-
			3600~3750	-	-	-	10
			4800~5000	-	-	-	20
			7200~7500	-	-	-	10
			9600~10000	-	-	-	10
		High Frequency	860~960	-	-	-	30
			1545~1605	-	-	-	25
			1710~1990	-	-	-	25
			2170	-	-	-	30
			4900~5950	0.6	-	2.1	-
			8100~8800	-	-	-	10
			8820~9800	-	-	-	15
			9800~11800	-	-	-	25

# SPECIFICATIONS

## SLFD21 TYPE

Part Number	Characteristic Impedance	Frequency Range	Frequency	Max. IL in BW (@ 25°C)	Ripple in BW (@ 25°C)	Max. VSWR in BW (@25°C)	Min. Attenuation (@25°C)
Units	Ω	-	MHz	dB	dB	-	dB
SLFD21-2R450G-02T	50	Low Frequency	2400~2500	0.5	-	2.0	-
			3400~3800	-	-	-	18
			4800~5000	-	-	-	30
			7200~7500	-	-	-	30
		High Frequency	2400~2500	-	-	-	25
			3400~3800	-	-	-	17
			5150~5850	0.7	-	2.0	-
			10000~12000	-	-	-	20
SLFD21-2R450G-03T	50	Low Frequency	824~915	-	-	-	28
			1545~1610	-	-	-	28
			1710~1990	-	-	-	24
			2110~2170	-	-	-	18
			2400~2500	2.4	-	2.0	-
			4800~5000	-	-	-	27
		High Frequency	7200~7500	-	-	-	20
			1545~1610	-	-	-	25
			2400~2500	-	-	-	25
			5150~5850	1.2	-	2.0	-
10300~117000	-	-	-	20			
SLFD21-2R450G-04T	50	Low Frequency	824~915	-	-	-	28
			1545~1610	-	-	-	28
			1710~1990	-	-	-	24
			2110~2170	-	-	-	18
			2400~2500	2.4	-	2.0	-
			4800~5000	-	-	-	27
		High Frequency	7200~7500	-	-	-	20
			1545~1610	-	-	-	25
			2400~2500	-	-	-	25
			5150~5850	1.2	-	2.0	-
10300~117000	-	-	-	20			
SLFD21-2R450G-05T	50	Low Frequency	2400~2500	0.5	-	2.0	-
			3400~3800	-	-	-	18
			4800~5000	-	-	-	30
			7200~7500	-	-	-	30
		High Frequency	2400~2500	-	-	-	25
			3400~3800	-	-	-	17
			5150~5850	0.7	-	2.0	-
			10000~12000	-	-	-	20

## SPECIFICATIONS

### SLFD21 TYPE

Part Number	Characteristic Impedance	Frequency Range	Frequency	Max. IL in BW (@ 25°C)	Ripple in BW (@ 25°C)	Max. VSWR in BW (@25°C)	Min. Attenuation (@25°C)	
Units	$\Omega$	-	MHz	dB	dB	-	dB	
SLFD21-2R450G-06T	50	Low Frequency	824~915	-	-	-	30	
			1545~1610	-	-	-	28	
			1710~1990	-	-	-	24	
			2110~2170	-	-	-	20	
			2400~2500	2.4	-	2.0	-	
			4800~5000	-	-	-	30	
		7200~7500	-	-	-	30		
		High Frequency	1545~1605	-	-	-	-	25
			2400~2500	-	-	-	-	25
			5150~5850	1.2	-	2.0	-	
10300~11700	-		-	-	-	20		
SLFD21-2R450G-07T	50	Low Frequency	824~915	-	-	-	30	
			1545~1610	-	-	-	28	
			1710~1990	-	-	-	24	
			2110~2170	-	-	-	20	
			2400~2500	2.4	-	2.0	-	
			4800~5000	-	-	-	30	
		7200~7500	-	-	-	30		
		High Frequency	1545~1605	-	-	-	-	25
			2400~2500	-	-	-	-	25
			5150~5850	1.2	-	2.0	-	
10300~11700	-		-	-	-	20		

## X-ON Electronics

Largest Supplier of Electrical and Electronic Components

*Click to view similar products for [Signal Conditioning](#) category:*

*Click to view products by [Sunlord](#) manufacturer:*

Other Similar products are found below :

[MAPDCC0001](#) [MAPDCC0004](#) [PD0409J5050S2HF](#) [HHS-109-PIN](#) [AFS14A30-2185.00-T3](#) [AFS14A35-1591.50-T3](#) [DS-323-PIN](#) [DSS-313-PIN](#) [B39321R801H210](#) [1A0220-3](#) [JP510S](#) [LFB212G45SG8C341](#) [LFB322G45SN1A504](#) [LFL182G45TC3B746](#) [SF2159E](#) [30057](#)  
[AFS1575.42S4-T](#) [FM-104-PIN](#) [CER0813B](#) [MAPDCC0005](#) [3A325](#) [40287](#) [41180](#) [ATB3225-75032NCT](#) [BD0810N50100AHF](#) [JHS-115-PIN](#)  
[DC0710J5005AHF](#) [DC2327J5005AHF](#) [43020](#) [LFB2H2G60BB1C106](#) [LFL15869MTC1B787](#) [X3C19F1-20S](#) [XC3500P-20S](#) [10013-20](#)  
[SF2194E](#) [CDBLB455KCAX39-B0](#) [TGL2208-SM, EVAL](#) [RF1353C](#) [051157-0000](#) [PD0922J5050D2HF](#) [1E1305-3](#) [1F1304-3S](#) [1G1304-30](#)  
[B0922J7575AHF](#) [10017-3](#) [TP-103-PIN](#) [BD1222J50200AHF](#) [BD1722J50100AHF](#) [2450DP39K5400E](#) [BD0810J50150AHF](#)