


Multilayer Chip LC Filter (Low pass) – SLFL Series

Operating Temp. : -40°C~+85°C



FEATURES

- Small size, light weight
- Low insertion loss
- Inside shielding
- SMD chip based on LTCC technology
- Centre frequencies and responses are ready for customization

APPLICATIONS

- Cellular telephones
- Cordless telephones transceivers, CATV
- Bluetooth, Wireless LAN, GPS, etc

PRODUCT IDENTIFICATION

SLFL

①

Type	
SLFL	Low Pass LC Filter

15

②

-2R450G

③

External Dimensions (L×W) (mm)	
15 [0402]	1.0×0.5
18 [0603]	1.6×0.8
21 [0805]	2.0×1.2
31 [1206]	3.2×1.6

-01

④

Series Code	
01, E1, G9, etc.	

T

⑤

Packing	
T	Tape Carrier Package

F

⑥


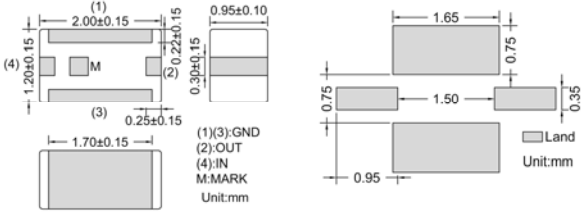

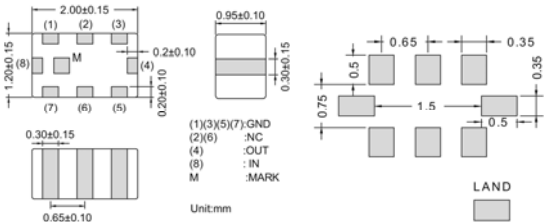
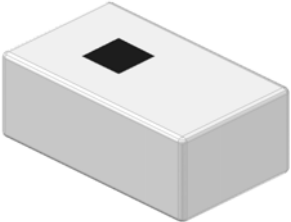
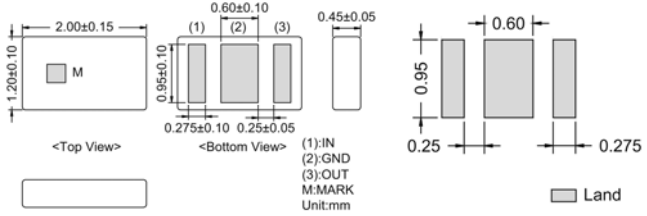

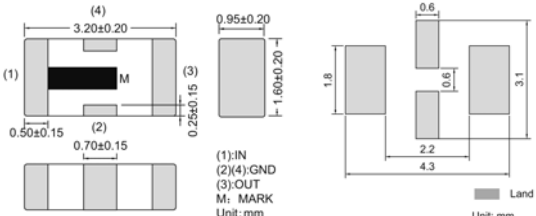

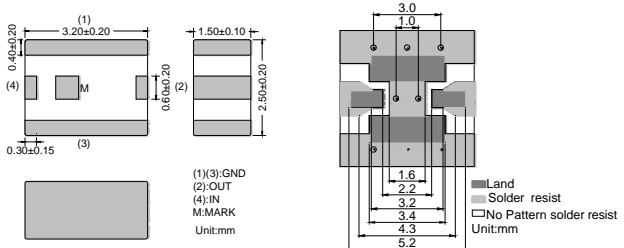
Center Frequency	
Example	Nominal Value
0R902G	902.5MHz
2R450G	2450.0MHz

Hazardous Substance Free Products	
F	

SHAPE AND DIMENSIONS

<p>Type: SLFL15 Series</p>	<p>Dimensions and Land Patterns</p>
<p>Type: SLFL18 Series</p>	<p>Dimensions and Land Patterns</p>

SHAPE AND DIMENSIONS

Type: SLFL21-G9 Series	Dimensions and Land Patterns
	 <p>(1) 2.00±0.15 (2) 0.22±0.15 (3) 0.25±0.15 (4) 1.20±0.15 M</p> <p>0.95±0.10 0.30±0.15</p> <p>1.65 0.75 1.50 0.35 0.95</p> <p>(1)(3):GND (2):OUT (4):IN M:MARK Unit:mm</p> <p>Land Unit:mm</p>
<p>Type: SLFL21-01TF Series</p> 	<p>Dimensions and Land Patterns</p>  <p>(1) 2.00±0.15 (2) 0.2±0.10 (3) 0.20±0.10 (4) 0.30±0.15 (5) 0.65±0.10 (6) 0.30±0.15 (7) 0.30±0.15 (8) 0.30±0.15 M</p> <p>0.95±0.10 0.30±0.15</p> <p>0.65 0.35 0.75 1.5 0.5 0.35</p> <p>(1)(3)(5)(7):GND (2)(6) :NC (4) :OUT (8) :IN M :MARK Unit:mm</p> <p>LAND</p>
<p>Type: SLFL21-2R450G-02TF</p> 	<p>Dimensions and Land Patterns</p>  <p>(1) 2.00±0.15 (2) 0.95±0.10 (3) 0.60±0.10 (4) 0.45±0.05 (5) 0.275±0.10 (6) 0.25±0.05 M</p> <p>1.20±0.10</p> <p><Top View> <Bottom View></p> <p>(1):IN (2):GND (3):OUT M:MARK Unit:mm</p> <p>0.95 0.60 0.25 0.275</p> <p>Land</p>
<p>Type: SLFL31 Series</p> 	<p>Dimensions and Land Patterns</p>  <p>(1) 3.20±0.20 (2) 0.50±0.15 (3) 0.70±0.15 (4) 0.25±0.15 M</p> <p>0.95±0.20 1.60±0.20</p> <p>0.6 0.6 1.8 2.2 4.3 3.1</p> <p>(1):IN (2)(4):GND (3):OUT M: MARK Unit: mm</p> <p>Land</p>
<p>Type: SLFL32 Series</p> 	<p>Dimensions and Land Patterns</p>  <p>(1) 3.20±0.20 (2) 0.60±0.20 (3) 0.30±0.15 (4) 0.40±0.20 M</p> <p>1.50±0.10 2.50±0.20</p> <p>3.0 1.0 1.6 2.2 3.2 3.4 4.3 5.2</p> <p>(1)(3):GND (2):OUT (4):IN M:MARK Unit:mm</p> <p>Land Solder resist No Pattern solder resist Unit:mm</p>

SPECIFICATIONS

SLFL15 TYPE

Part Number	Center Frequency	Bandwidth	Max. IL in BW (at 25°C)	Attenuation	Thickness
Units	MHz	MHz	dB	dB	mm
Symbol	f_0	BW	IL	-	T
SLFL15-0R870G-01TF	869.5	$f_0 \pm 45.0$	0.60	25.0dB Min. at $2 \times (f_0 \pm 50)$ MHz 25.0dB Min. at $3 \times (f_0 \pm 50)$ MHz 25.0dB Min. at $4 \times (f_0 \pm 50)$ MHz	0.38±0.05
SLFL15-1R810G-01TF	1810.0	$f_0 \pm 100.0$	0.50	25.0dB Min. at 3420~3570MHz 25.0dB Min. at 3700~3820MHz 25.0dB Min. at 5130~5730MHz	
SLFL15-2R450G-01TF	2450.0	$f_0 \pm 50.0$	0.45	21.0dB Min. at $2 \times (f_0 \pm 50)$ MHz 21.0dB Min. at $3 \times (f_0 \pm 50)$ MHz	

SLFL18 TYPE

Part Number	Center Frequency	Bandwidth	Max. IL in BW (at 25°C)	Attenuation	Thickness
Units	MHz	MHz	dB	dB	mm
Symbol	f_0	BW	IL	-	T
SLFL18-1R810G-01TF	1810.0	$f_0 \pm 100.0$	0.60	25.0dB Min. at 3420~3820MHz 25.0dB Min. at 5130~5730MHz	0.80±0.10
SLFL18-2R450G-01TF	2450.0	$f_0 \pm 50.0$	0.60	27.0dB Min. at $2 \times (f_0 \pm 50)$ MHz 30.0dB Min. at $3 \times (f_0 \pm 50)$ MHz 30.0dB Min. at $4 \times (f_0 \pm 50)$ MHz	
SLFL18-2R450G-02TF	2450.0	$f_0 \pm 200.0$	0.40	21.0dB Min. at 4600~5400MHz 22.0dB Min. at 6900~8100MHz	

SLFL21 TYPE

Part Number	Center Frequency	Bandwidth	Max. IL in BW (at 25°C)	Attenuation	Thickness
Units	MHz	MHz	dB	dB	mm
Symbol	f_0	BW	IL	-	T
SLFL21-0R902G-01TF	902.5	$f_0 \pm 12.5$	0.60	30.0dB Min. at $2 \times (f_0 \pm 50)$ MHz 30.0dB Min. at $3 \times (f_0 \pm 50)$ MHz	0.95±0.10
SLFL21-2R450G-01TF	2450.0	$f_0 \pm 50.0$	0.50	27.0dB Min. at $2 \times (f_0 \pm 50)$ MHz 30.0dB Min. at $3 \times (f_0 \pm 50)$ MHz 30.0dB Min. at $4 \times (f_0 \pm 50)$ MHz	
SLFL21-2R450G-02TF	2450.0	$f_0 \pm 50.0$	0.45	30.0dB Min. at $2 \times (f_0 \pm 50)$ MHz 20.0dB Min. at $3 \times (f_0 \pm 50)$ MHz	
SLFL21-2R450G-G9TF	2450.0	$f_0 \pm 50.0$	0.50	27.0dB Min. at $2 \times f_0$ MHz 25.0dB Min. at $3 \times f_0$ MHz 25.0dB Min. at $4 \times f_0$ MHz	0.95±0.10
SLFL21-5R500G-G9TF	5515.0	$f_0 \pm 365.0$	0.60	25.0dB Min. at $2 \times (f_0 \pm 365)$ MHz 25.0dB Min. at $3 \times (f_0 \pm 365)$ MHz	
SLFL21-5R500G-01TF	5515.0	$f_0 \pm 365.0$	0.60	25.0dB Min. at $2 \times (f_0 \pm 365)$ MHz 25.0dB Min. at $3 \times (f_0 \pm 365)$ MHz	0.95±0.10

SPECIFICATIONS

SLFL31 TYPE

Part Number	Pass Band	Max. IL (at 25°C)	Attenuation	Thickness
Units	MHz	dB	dB	mm
Symbol	PB	IL	-	T
SLFL31-0R080G-01TF	1~80	1.0dB Max. at 1~80MHz 3.0dB Max. at 145MHz	20.0dB Min. at 200MHz	0.95±0.20
			40.0dB Min. at 225~1550MHz	
			20.0dB Min. at 4500MHz	
SLFL31-0R120G-01TF	1~120	1.2dB Max. at 1~120MHz	20.0dB Min. at 280MHz	
			30.0dB Min. at 300~1850MHz	
			15.0dB Min. at 4750MHz	
SLFL31-0R180G-01TF	1~180	1.2dB Max. at 1~180MHz	20.0dB Min. at 370~525MHz	
			30.0dB Min. at 525~2350MHz	
			15.0dB Min. at 2350~6400MHz	
SLFL31-0R320G-01TF	1~320	1.0dB Max. at 1~320MHz	20.0dB Min. at 560MHz	
			40.0dB Min. at 640~2500MHz	
			20.0dB Min. at 5300MHz	
SLFL31-0R400G-01TF	1~400	1.0dB Max. at 1~400MHz 3.0dB Max. at 560MHz	20.0dB Min. at 660MHz	
			35.0dB Min. at 680~3000MHz	
			20.0dB Min. at 5500MHz	
SLFL31-0R530G-01TF	1~530	1.0dB Max. at 1~530MHz	20.0dB Min. at 820MHz	
			40.0dB Min. at 945~3000MHz	
			20.0dB Min. at 6000MHz	
SLFL31-0R560G-01TF	1~560	1.0dB Max. at 1~400MHz 3.0dB Max. at 560MHz	20.0dB Min. at 660MHz	
			40.0dB Min. at 680~3000MHz	
			20.0dB Min. at 660~5500MHz	
SLFL31-0R630G-01TF	1~630	1.2dB Max. at 1~630MHz	20.0dB Min. at 1000MHz	
			30.0dB Min. at 1050~3500MHz	
			15.0dB Min. at 6000MHz	
SLFL31-0R850G-01TF	1~850	1.3dB Max. at 1~850MHz	20.0dB Min. at 1275MHz	
			25.0dB Min. at 1350~4850MHz	
			15.0dB Min. at 5100MHz	
SLFL31-1R325G-01TF	1~1325	1.3dB Max. at 1~1325MHz	20.0dB Min. at 2100MHz	
			25.0dB Min. at 2200MHz	
			15.0dB Min. at 4250MHz	
SLFL31-1R450G-01TF	1~1450	1.0dB Max. at 1~1450MHz	20.0dB Min. at 2025MHz	
			25.0dB Min. at 2050~6600MHz	
			15.0dB Min. at 6700MHz	
SLFL31-1R500G-01TF	1~1500	1.0dB Max. at 1~1500MHz 4.0dB Max. at 1825MHz	20.0dB Min. at 2100MHz	
			30.0dB Min. at 2150~6600MHz	
			20.0dB Min. at 6800MHz	
SLFL31-1R800G-01TF	1~1800	1.2dB Max. at 1~1800MHz	20.0dB Min. at 2425MHz	
			25.0dB Min. at 2500~7200MHz	
			15.0dB Min. at 8600MHz	
SLFL31-5R500G-01TF	1~5500	2.0dB Max. at 1~ 5500MHz 4.0dB Max. at 6200MHz	20.0dB Min. at 7200MHz	
			20.0dB Min. at 9500~12100MHz	
			20.0dB Min. at 8500MHz	
SLFL31-6R000G-01TF	1~6000	1.2dB Max. at 1~6000MHz 4.0dB Max. at 6800MHz	30.0dB Min. at 8700~10500MHz	
			20.0dB Min. at 18000MHz	
			20.0dB Min. at 9300MHz	
SLFL31-6R700G-01TF	1~6700	1.2dB Max. at 1~6700MHz 4.0dB Max. at 7600MHz	30.0dB Min. at 9500~11000MHz	
			20.0dB Min. at 18000MHz	
			20.0dB Min. at 18000MHz	

SPECIFICATIONS

SLFL32 TYPE

Part Number	Pass Band	Max. IL(at 25°C)	Attenuation	Thickness
Units	MHz	dB	dB	mm
Symbol	PB	IL	-	T
SLFL32-0R045G-01TF	1~45	1.2dB Max. at 1~45MHz	20.0dB Min. at 120MHz	1.50±0.30
			30.0dB Min. at 150~910MHz	
			20.0dB Min. at 1000MHz	
SLFL32-0R093G-01TF	1~52	1.2dB Max. at 1~52MHz	20.0dB Min. at 140MHz	
			25.0dB Min. at 170~1100MHz	
			20.0dB Min. at 1200MHz	
SLFL32-1R002G-01TF	5~1002	1.5dB Max. at 5~1002MHZ	28.0dB Min. at 1125~1525MHZ	

X-ON Electronics

Largest Supplier of Electrical and Electronic Components

Click to view similar products for [Signal Conditioning](#) category:

Click to view products by [Sunlord](#) manufacturer:

Other Similar products are found below :

[MAPDCC0001](#) [MAPDCC0004](#) [PD0409J5050S2HF](#) [HHS-109-PIN](#) [AFS14A30-2185.00-T3](#) [AFS14A35-1591.50-T3](#) [DS-323-PIN](#) [DSS-313-PIN](#) [B39321R801H210](#) [1A0220-3](#) [JP510S](#) [LFB212G45SG8C341](#) [LFB322G45SN1A504](#) [LFL182G45TC3B746](#) [SF2159E](#) [30057](#)
[AFS1575.42S4-T](#) [FM-104-PIN](#) [CER0813B](#) [MAPDCC0005](#) [3A325](#) [40287](#) [41180](#) [ATB3225-75032NCT](#) [BD0810N50100AHF](#) [JHS-115-PIN](#)
[DC0710J5005AHF](#) [DC2327J5005AHF](#) [43020](#) [LFB2H2G60BB1C106](#) [LFL15869MTC1B787](#) [X3C19F1-20S](#) [XC3500P-20S](#) [10013-20](#)
[SF2194E](#) [CDBLB455KCAX39-B0](#) [TGL2208-SM, EVAL](#) [RF1353C](#) [051157-0000](#) [PD0922J5050D2HF](#) [1E1305-3](#) [1F1304-3S](#) [1G1304-30](#)
[B0922J7575AHF](#) [10017-3](#) [TP-103-PIN](#) [BD1222J50200AHF](#) [BD1722J50100AHF](#) [2450DP39K5400E](#) [BD0810J50150AHF](#)