

Wire Wound SMD Power Inductors – SWRH-B Series

Operating Temperature: -40°C~+105°C (Including Self-heating)



FEATURES

- High saturation current, low DCR
- Suitable for surface mounting equipment
- Close magnetic circuit design reduce leakage

APPLICATIONS

- Power supply choke for small electrical equipments such as DVC, LCD display, notebook, communication equipment, OA equipment and so on

PRODUCT IDENTIFICATION

SWRH

①

0602

②

B

③

-3R3

④

N

⑤

T

⑥

①	Type
SWRH	Wire Wound SMD Type Power Inductors (With Metallic Base)

③	Configuration
B	B Type Base

⑤	Inductance Tolerance
M	±20%
N	±30%

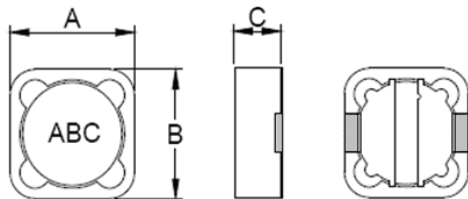
②	External Dimensions
	0602~1207

④	Nominal Inductance
Example	Nominal Value
3R3	3.3μH
100	10μH
101	100μH

⑥	包装 Packing 编带 Tape Carrier Package
---	---------------------------------------

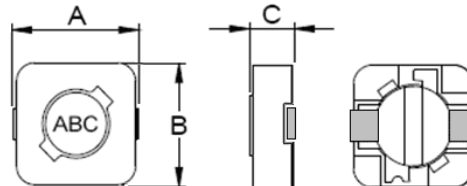
SHAPE AND DIMENSIONS

SWRH0602B/0604B

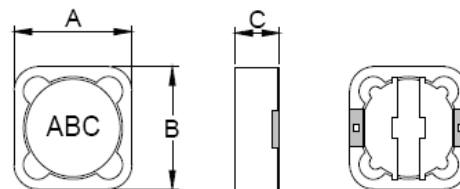


SWRH1004B

SWRH0703B/0704B



SWRH1204B/1205B/1207B



SHAPE AND DIMENSIONS

Recommended
Land Pattern

Sunlord

Specifications subject
Sunlord Industrial Park, Dafuyuan Industrial Zone, Guanlan, Sher

Check our website for latest information. Revised 2021/05/15

233 Fax: 0086-755-82269029 E-Mail: sunlord@sunlordinc.com

Unit: mm

Series	A max.	B max.	C max.	I typ.	J typ.	H typ.
SWRH0602B	7.0	6.8	3.0	1.4	4.6	1.9
SWRH0604B	7.0	6.8	5.0	1.4	4.6	1.9
SWRH0703B	7.8	7.8	4.0	1.6	4.8	2.2
SWRH0704B	7.8	7.8	5.0	1.6	4.8	2.2
SWRH1004B	10.5	10.5	5.0	2.0	6.8	4.4
SWRH1204B	12.5	12.5	5.0	2.9	7.0	5.4
SWRH1205B	12.5	12.5	6.0	2.9	7.0	5.4
SWRH1207B	12.5	12.5	8.0	2.9	7.0	5.4

SPECIFICATIONS

SWRH0602B TYPE

Part Number	Inductance	L Test Condition	Max. DC Resistance	Max. Rated Current
Units	μH	Hz, V	Ω	A
Symbol	L	-	DCR	I _r
SWRH0602B-3R3NT	3.3±30%	100k, 0.3V	0.068	1.94
SWRH0602B-4R7NT	4.7±30%	100k, 0.3V	0.080	1.63
SWRH0602B-5R6NT	5.6±30%	100k, 0.3V	0.096	1.40
SWRH0602B-100MT	10±20%	1k, 0.3V	0.150	1.10
SWRH0602B-120MT	12±20%	1k, 0.3V	0.200	1.00
SWRH0602B-150MT	15±20%	1k, 0.3V	0.230	0.90
SWRH0602B-180MT	18±20%	1k, 0.3V	0.270	0.80
SWRH0602B-220MT	22±20%	1k, 0.3V	0.340	0.74
SWRH0602B-270MT	27±20%	1k, 0.3V	0.380	0.66
SWRH0602B-330MT	33±20%	1k, 0.3V	0.450	0.59
SWRH0602B-390MT	39±20%	1k, 0.3V	0.490	0.54
SWRH0602B-470MT	47±20%	1k, 0.3V	0.690	0.50
SWRH0602B-560MT	56±20%	1k, 0.3V	0.780	0.46
SWRH0602B-680MT	68±20%	1k, 0.3V	1.070	0.42
SWRH0602B-820MT	82±20%	1k, 0.3V	1.210	0.38
SWRH0602B-101MT	100±20%	1k, 0.3V	1.390	0.34
SWRH0602B-121MT	120±20%	1k, 0.3V	1.900	0.31
SWRH0602B-151MT	150±20%	1k, 0.3V	2.180	0.28
SWRH0602B-181MT	180±20%	1k, 0.3V	2.770	0.26
SWRH0602B-221MT	220±20%	1k, 0.3V	3.120	0.23
SWRH0602B-271MT	270±20%	1k, 0.3V	4.380	0.22
SWRH0602B-331MT	330±20%	1k, 0.3V	4.940	0.19

SPECIFICATIONS

SWRH0604B TYPE



Specifications subject to change without notice. Please check our website for latest information. Revised 2021/05/15

Sunlord Industrial Park, Dafuyuan Industrial Zone, Guanlan, Shenzhen, China 518110 Tel: 0086-755-2983233 Fax: 0086-755-82269029 E-Mail: sunlord@sunlordinc.com

Part Number	Inductance	L Test Condition	Max. DC Resistance	Max. Rated Current
Units	μH	Hz, V	Ω	A
Symbol	L	-	DCR	I _r
SWRH0604B-100MT	10±20%	1k, 0.3V	0.120	1.35
SWRH0604B-120MT	12±20%	1k, 0.3V	0.130	1.20
SWRH0604B-150MT	15±20%	1k, 0.3V	0.180	1.10
SWRH0604B-180MT	18±20%	1k, 0.3V	0.240	1.00
SWRH0604B-220MT	22±20%	1k, 0.3V	0.270	0.91
SWRH0604B-270MT	27±20%	1k, 0.3V	0.300	0.82
SWRH0604B-330MT	33±20%	1k, 0.3V	0.330	0.75
SWRH0604B-390MT	39±20%	1k, 0.3V	0.370	0.69
SWRH0604B-470MT	47±20%	1k, 0.3V	0.520	0.62
SWRH0604B-560MT	56±20%	1k, 0.3V	0.560	0.58
SWRH0604B-680MT	68±20%	1k, 0.3V	0.630	0.52
SWRH0604B-820MT	82±20%	1k, 0.3V	0.710	0.47
SWRH0604B-101MT	100±20%	1k, 0.3V	1.030	0.43
SWRH0604B-121MT	120±20%	1k, 0.3V	1.150	0.39
SWRH0604B-151MT	150±20%	1k, 0.3V	1.680	0.35
SWRH0604B-181MT	180±20%	1k, 0.3V	1.870	0.32
SWRH0604B-221MT	220±20%	1k, 0.3V	2.080	0.29
SWRH0604B-271MT	270±20%	1k, 0.3V	2.370	0.26
SWRH0604B-331MT	330±20%	1k, 0.3V	2.670	0.23
SWRH0604B-391MT	390±20%	1k, 0.3V	2.940	0.22
SWRH0604B-471MT	470±20%	1k, 0.3V	3.930	0.20

SWRH0703B TYPE

Part Number	Inductance	L Test Condition	Max. DC Resistance	Max. Rated Current
Units	μH	Hz, V	Ω	A
Symbol	L	-	DCR	I _r
SWRH0703B-2R2NT	2.2±30%	100k, 0.3V	0.025	3.00
SWRH0703B-3R3NT	3.3±30%	100k, 0.3V	0.035	2.50
SWRH0703B-4R7NT	4.7±30%	100k, 0.3V	0.031	2.00
SWRH0703B-100MT	10±20%	1k, 0.3V	0.072	1.68
SWRH0703B-120MT	12±20%	1k, 0.3V	0.098	1.52
SWRH0703B-150MT	15±20%	1k, 0.3V	0.130	1.33
SWRH0703B-180MT	18±20%	1k, 0.3V	0.140	1.20
SWRH0703B-220MT	22±20%	1k, 0.3V	0.190	1.07
SWRH0703B-270MT	27±20%	1k, 0.3V	0.210	0.96
SWRH0703B-330MT	33±20%	1k, 0.3V	0.240	0.91
SWRH0703B-390MT	39±20%	1k, 0.3V	0.320	0.77
SWRH0703B-470MT	47±20%	1k, 0.3V	0.360	0.76
SWRH0703B-560MT	56±20%	1k, 0.3V	0.470	0.68
SWRH0703B-680MT	68±20%	1k, 0.3V	0.520	0.61
SWRH0703B-820MT	82±20%	1k, 0.3V	0.690	0.57
SWRH0703B-101MT	100±20%	1k, 0.3V	0.790	0.50
SWRH0703B-121MT	120±20%	1k, 0.3V	0.890	0.49
SWRH0703B-151MT	150±20%	1k, 0.3V	1.270	0.43
SWRH0703B-181MT	180±20%	1k, 0.3V	1.450	0.39
SWRH0703B-221MT	220±20%	1k, 0.3V	1.650	0.35
SWRH0703B-271MT	270±20%	1k, 0.3V	2.310	0.32
SWRH0703B-331MT	330±20%	1k, 0.3V	2.620	0.28
SWRH0703B-391MT	390±20%	1k, 0.3V	2.940	0.26
SWRH0703B-471MT	470±20%	1k, 0.3V	4.180	0.24
SWRH0703B-561MT	560±20%	1k, 0.3V	4.670	0.22

SPECIFICATIONS

SWRH0704B TYPE



Specifications subject to change without notice. Please check our website for latest information. Revised 2021/05/15

Sunlord Industrial Park, Dafuyuan Industrial Zone, Guanlan, Shenzhen, China 518110 Tel: 0086-755-2983233 Fax: 0086-755-82269029 E-Mail: sunlord@sunlordinc.com

Part Number	Inductance	L Test Condition	Max. DC Resistance	Max. Rated Current
Units	μH	Hz, V	Ω	A
Symbol	L	-	DCR	I _r
SWRH0704B-100MT	10±20%	1k, 0.3V	0.049	1.84
SWRH0704B-120MT	12±20%	1k, 0.3V	0.058	1.71
SWRH0704B-150MT	15±20%	1k, 0.3V	0.081	1.47
SWRH0704B-180MT	18±20%	1k, 0.3V	0.091	1.31
SWRH0704B-220MT	22±20%	1k, 0.3V	0.110	1.23
SWRH0704B-270MT	27±20%	1k, 0.3V	0.150	1.12
SWRH0704B-330MT	33±20%	1k, 0.3V	0.170	0.96
SWRH0704B-390MT	39±20%	1k, 0.3V	0.230	0.91
SWRH0704B-470MT	47±20%	1k, 0.3V	0.260	0.88
SWRH0704B-560MT	56±20%	1k, 0.3V	0.350	0.75
SWRH0704B-680MT	68±20%	1k, 0.3V	0.380	0.69
SWRH0704B-820MT	82±20%	1k, 0.3V	0.430	0.61
SWRH0704B-101MT	100±20%	1k, 0.3V	0.610	0.60
SWRH0704B-121MT	120±20%	1k, 0.3V	0.660	0.52
SWRH0704B-151MT	150±20%	1k, 0.3V	0.880	0.46
SWRH0704B-181MT	180±20%	1k, 0.3V	0.980	0.42
SWRH0704B-221MT	220±20%	1k, 0.3V	1.170	0.36
SWRH0704B-271MT	270±20%	1k, 0.3V	1.640	0.34
SWRH0704B-331MT	330±20%	1k, 0.3V	1.860	0.32
SWRH0704B-391MT	390±20%	1k, 0.3V	2.850	0.29
SWRH0704B-471MT	470±20%	1k, 0.3V	3.010	0.26
SWRH0704B-561MT	560±20%	1k, 0.3V	3.620	0.23

SWRH1004B TYPE

Part Number	Inductance	L Test Condition	Max. DC Resistance	Max. Rated Current
Units	μH	Hz, V	Ω	A
Symbol	L	-	DCR	I _r
SWRH1004B-2R2NT	2.2±30%	100k, 0.3V	0.018	4.00
SWRH1004B-3R8NT	3.8±30%	100k, 0.3V	0.028	3.50
SWRH1004B-4R7NT	4.7±30%	100k, 0.3V	0.035	3.20
SWRH1004B-6R8NT	6.8±30%	100k, 0.3V	0.044	2.80
SWRH1004B-100MT	10±20%	1k, 0.3V	0.050	2.40
SWRH1004B-120MT	12±20%	1k, 0.3V	0.054	2.25
SWRH1004B-150MT	15±20%	1k, 0.3V	0.061	2.00
SWRH1004B-180MT	18±20%	1k, 0.3V	0.084	1.80
SWRH1004B-220MT	22±20%	1k, 0.3V	0.094	1.65
SWRH1004B-270MT	27±20%	1k, 0.3V	0.110	1.45
SWRH1004B-330MT	33±20%	1k, 0.3V	0.150	1.35
SWRH1004B-390MT	39±20%	1k, 0.3V	0.170	1.20
SWRH1004B-470MT	47±20%	1k, 0.3V	0.210	1.10
SWRH1004B-560MT	56±20%	1k, 0.3V	0.230	1.00
SWRH1004B-680MT	68±20%	1k, 0.3V	0.260	0.93
SWRH1004B-820MT	82±20%	1k, 0.3V	0.360	0.84
SWRH1004B-101MT	100±20%	1k, 0.3V	0.410	0.76
SWRH1004B-121MT	120±20%	1k, 0.3V	0.450	0.70
SWRH1004B-151MT	150±20%	1k, 0.3V	0.640	0.63
SWRH1004B-181MT	180±20%	1k, 0.3V	0.840	0.57
SWRH1004B-221MT	220±20%	1k, 0.3V	0.960	0.52
SWRH1004B-271MT	270±20%	1k, 0.3V	1.070	0.47
SWRH1004B-331MT	330±20%	1k, 0.3V	1.370	0.43
SWRH1004B-391MT	390±20%	1k, 0.3V	1.550	0.39
SWRH1004B-471MT	470±20%	1k, 0.3V	1.740	0.36

SPECIFICATIONS

SWRH1204B TYPE



Specifications subject to change without notice. Please check our website for latest information. Revised 2021/05/15

Sunlord Industrial Park, Dafuyuan Industrial Zone, Guanlan, Shenzhen, China 518110 Tel: 0086-755-2983233 Fax: 0086-755-82269029 E-Mail: sunlord@sunlordinc.com

Part Number	Inductance	L Test Condition	Max. DC Resistance	Max. Rated Current
Units	μH	Hz, V	Ω	A
Symbol	L	-	DCR	I _r
SWRH1204B-1R0NT	1.0±30%	100k, 0.3V	0.010	7.00
SWRH1204B-2R2NT	2.2±30%	100k, 0.3V	0.014	5.70
SWRH1204B-3R3NT	3.3±30%	100k, 0.3V	0.015	5.20
SWRH1204B-4R7NT	4.7±30%	100k, 0.3V	0.018	4.90
SWRH1204B-5R6NT	5.6±30%	100k, 0.3V	0.020	4.50
SWRH1204B-6R8NT	6.8±30%	100k, 0.3V	0.023	4.20
SWRH1204B-8R2NT	8.2±30%	100k, 0.3V	0.026	4.00
SWRH1204B-100MT	10±20%	1k, 0.3V	0.028	3.80
SWRH1204B-120MT	12±20%	1k, 0.3V	0.038	3.50
SWRH1204B-150MT	15±20%	1k, 0.3V	0.050	3.20
SWRH1204B-180MT	18±20%	1k, 0.3V	0.057	3.10
SWRH1204B-220MT	22±20%	1k, 0.3V	0.066	2.90
SWRH1204B-270MT	27±20%	1k, 0.3V	0.080	2.80
SWRH1204B-330MT	33±20%	1k, 0.3V	0.097	2.70
SWRH1204B-390MT	39±20%	1k, 0.3V	0.132	2.10
SWRH1204B-470MT	47±20%	1k, 0.3V	0.160	1.90
SWRH1204B-560MT	56±20%	1k, 0.3V	0.190	1.80
SWRH1204B-680MT	68±20%	1k, 0.3V	0.220	1.50
SWRH1204B-820MT	82±20%	1k, 0.3V	0.260	1.30
SWRH1204B-101MT	100±20%	1k, 0.3V	0.310	1.20
SWRH1204B-121MT	120±20%	1k, 0.3V	0.380	1.10
SWRH1204B-151MT	150±20%	1k, 0.3V	0.530	0.95
SWRH1204B-181MT	180±20%	1k, 0.3V	0.620	0.85
SWRH1204B-221MT	220±20%	1k, 0.3V	0.700	0.80
SWRH1204B-271MT	270±20%	1k, 0.3V	0.870	0.60
SWRH1204B-331MT	330±20%	1k, 0.3V	0.990	0.50
SWRH1204B-471MT	470±20%	1k, 0.3V	1.100	0.25

SWRH1205B TYPE

Part Number	Inductance	L Test Condition	Max. DC Resistance	Max. Rated Current
Units	μH	Hz, V	Ω	A
Symbol	L	-	DCR	I _r
SWRH1205B-1R0NT	1.0±30%	100k, 0.3V	0.010	8.00
SWRH1205B-2R2NT	2.2±30%	100k, 0.3V	0.014	7.80
SWRH1205B-2R4NT	2.4±30%	100k, 0.3V	0.014	7.50
SWRH1205B-3R3NT	3.3±30%	100k, 0.3V	0.014	6.80
SWRH1205B-4R7NT	4.7±30%	100k, 0.3V	0.020	5.60
SWRH1205B-5R8NT	5.8±30%	100k, 0.3V	0.020	5.20
SWRH1205B-8R2NT	8.2±30%	100k, 0.3V	0.021	4.40
SWRH1205B-100MT	10±20%	1k, 0.3V	0.025	4.00
SWRH1205B-120MT	12±20%	1k, 0.3V	0.027	3.50
SWRH1205B-150MT	15±20%	1k, 0.3V	0.030	3.30
SWRH1205B-180MT	18±20%	1k, 0.3V	0.034	3.00
SWRH1205B-220MT	22±20%	1k, 0.3V	0.036	2.80
SWRH1205B-270MT	27±20%	1k, 0.3V	0.051	2.30
SWRH1205B-330MT	33±20%	1k, 0.3V	0.057	2.10
SWRH1205B-390MT	39±20%	1k, 0.3V	0.068	2.00
SWRH1205B-470MT	47±20%	1k, 0.3V	0.075	1.80
SWRH1205B-560MT	56±20%	1k, 0.3V	0.110	1.70
SWRH1205B-680MT	68±20%	1k, 0.3V	0.120	1.50
SWRH1205B-820MT	82±20%	1k, 0.3V	0.140	1.40
SWRH1205B-101MT	100±20%	1k, 0.3V	0.160	1.30
SWRH1205B-121MT	120±20%	1k, 0.3V	0.170	1.10

SPECIFICATIONS

SWRH1205B TYPE



Specifications subject to change without notice. Please check our website for latest information. Revised 2021/05/15

Sunlord Industrial Park, Dafuyuan Industrial Zone, Guanlan, Shenzhen, China 518110 Tel: 0086-755-2983233 Fax: 0086-755-82269029 E-Mail: sunlord@sunlordinc.com

Part Number	Inductance	L Test Condition	Max. DC Resistance	Max. Rated Current
Units	μH	Hz, V	Ω	A
Symbol	L	-	DCR	I _r
SWRH1205B-151MT	150±20%	1k, 0.3V	0.230	1.00
SWRH1205B-181MT	180±20%	1k, 0.3V	0.290	0.90
SWRH1205B-221MT	220±20%	1k, 0.3V	0.400	0.80
SWRH1205B-271MT	270±20%	1k, 0.3V	0.460	0.75
SWRH1205B-331MT	330±20%	1k, 0.3V	0.510	0.68
SWRH1205B-391MT	390±20%	1k, 0.3V	0.690	0.65
SWRH1205B-471MT	470±20%	1k, 0.3V	0.770	0.58
SWRH1205B-561MT	560±20%	1k, 0.3V	0.860	0.54
SWRH1205B-681MT	680±20%	1k, 0.3V	1.200	0.48
SWRH1205B-821MT	820±20%	1k, 0.3V	1.340	0.43
SWRH1205B-102MT	1000±20%	1k, 0.3V	1.800	0.40

SWRH1207B TYPE

Part Number	Inductance	L Test Condition	Max. DC Resistance	Max. Rated Current
Units	μH	Hz, V	Ω	A
Symbol	L	-	DCR	I _r
SWRH1207B-1R0NT	1.0±30%	100k, 0.3V	0.009	10.00
SWRH1207B-2R2NT	2.2±30%	100k, 0.3V	0.012	8.00
SWRH1207B-2R7NT	2.7±30%	100k, 0.3V	0.013	8.00
SWRH1207B-3R3NT	3.3±30%	100k, 0.3V	0.013	8.00
SWRH1207B-3R9NT	3.9±30%	100k, 0.3V	0.013	7.50
SWRH1207B-4R7NT	4.7±30%	100k, 0.3V	0.016	6.80
SWRH1207B-6R1NT	6.1±30%	100k, 0.3V	0.018	6.60
SWRH1207B-6R8NT	6.8±30%	100k, 0.3V	0.019	6.60
SWRH1207B-7R6NT	7.6±30%	100k, 0.3V	0.020	5.90
SWRH1207B-8R2NT	8.2±30%	100k, 0.3V	0.020	5.60
SWRH1207B-100MT	10±20%	1k, 0.3V	0.021	5.40
SWRH1207B-120MT	12±20%	1k, 0.3V	0.024	4.90
SWRH1207B-150MT	15±20%	1k, 0.3V	0.027	4.50
SWRH1207B-180MT	18±20%	1k, 0.3V	0.039	3.90
SWRH1207B-220MT	22±20%	1k, 0.3V	0.043	3.60
SWRH1207B-270MT	27±20%	1k, 0.3V	0.046	3.40
SWRH1207B-330MT	33±20%	1k, 0.3V	0.065	3.00
SWRH1207B-390MT	39±20%	1k, 0.3V	0.073	2.75
SWRH1207B-470MT	47±20%	1k, 0.3V	0.100	2.50
SWRH1207B-560MT	56±20%	1k, 0.3V	0.110	2.35
SWRH1207B-680MT	68±20%	1k, 0.3V	0.140	2.10
SWRH1207B-820MT	82±20%	1k, 0.3V	0.160	1.95
SWRH1207B-101MT	100±20%	1k, 0.3V	0.220	1.70
SWRH1207B-121MT	120±20%	1k, 0.3V	0.250	1.60
SWRH1207B-151MT	150±20%	1k, 0.3V	0.280	1.42
SWRH1207B-181MT	180±20%	1k, 0.3V	0.350	1.30
SWRH1207B-221MT	220±20%	1k, 0.3V	0.390	1.16
SWRH1207B-271MT	270±20%	1k, 0.3V	0.560	1.06
SWRH1207B-331MT	330±20%	1k, 0.3V	0.640	0.95
SWRH1207B-391MT	390±20%	1k, 0.3V	0.700	0.88
SWRH1207B-471MT	470±20%	1k, 0.3V	0.980	0.79
SWRH1207B-561MT	560±20%	1k, 0.3V	1.070	0.73
SWRH1207B-681MT	680±20%	1k, 0.3V	1.460	0.67
SWRH1207B-821MT	820±20%	1k, 0.3V	1.640	0.60
SWRH1207B-102MT	1000±20%	1k, 0.3V	1.820	0.55

X-ON Electronics

Largest Supplier of Electrical and Electronic Components

Click to view similar products for [Fixed Inductors](#) category:

Click to view products by [Sunlord](#) manufacturer:

Other Similar products are found below :

[CR32NP-151KC](#) [CR32NP-180KC](#) [CR32NP-181KC](#) [CR32NP-1R5MC](#) [CR32NP-390KC](#) [CR32NP-3R9MC](#) [CR32NP-680KC](#) [CR32NP-820KC](#) [CR32NP-8R2MC](#) [CR43NP-390KC](#) [CR43NP-560KC](#) [CR43NP-680KC](#) [CR54NP-181KC](#) [CR54NP-470LC](#) [CR54NP-820KC](#) [CR54NP-8R5MC](#) [70F224AI](#) [MGDQ4-00004-P](#) [MHL1ECTTP18NJ](#) [MHQ1005P10NJ](#) [MHQ1005P1N0S](#) [MHQ1005P2N4S](#) [MHQ1005P3N6S](#) [MHQ1005P5N1S](#) [MHQ1005P8N2J](#) [PE-51506NL](#) [PE-53601NL](#) [PE-53602NL](#) [PE-53630NL](#) [PE-53824SNLT](#) [PE-92100NL](#) [PG0434.801NLT](#) [PG0936.113NLT](#) [9220-20](#) [9310-16](#) [PM06-2N7](#) [PM06-39NJ](#) [A01TK](#) [1206CS-471XJ](#) [HC2LP-R47-R](#) [HC2-R47-R](#) [HC3-2R2-R](#) [HCF1305-3R3-R](#) [1206CS-151XG](#) [RCH664NP-140L](#) [RCH664NP-4R7M](#) [RCH8011NP-221L](#) [RCP1317NP-332L](#) [RCP1317NP-391L](#) [RCR1010NP-470M](#)