

Wire Wound SMD Power Inductors – SWRH-B Series

Operating Temperature: -40°C~+105°C (Including Self-heating)



FEATURES

- High saturation current, low DCR
- Suitable for surface mounting equipment
- Close magnetic circuit design reduce leakage

APPLICATIONS

- Power supply choke for small electrical equipments such as DVC, LCD display, notebook, communication equipment, OA equipment and so on

PRODUCT IDENTIFICATION

SWRH

①

0602

②

B

③

-3R3

④

N

⑤

T

⑥

| | |
|------|--|
| ① | Type |
| SWRH | Wire Wound SMD Type Power Inductors (With Metallic Base) |

| | |
|---|---------------|
| ③ | Configuration |
| B | B Type Base |

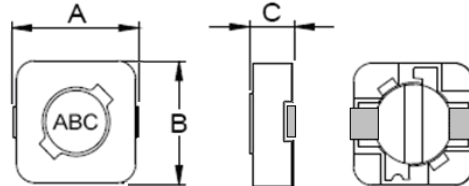
| | |
|---|----------------------|
| ⑤ | Inductance Tolerance |
| M | ±20% |
| N | ±30% |

| | |
|---|---------------------|
| ② | External Dimensions |
| | 0602~1207 |

| | |
|---------|--------------------|
| ④ | Nominal Inductance |
| Example | Nominal Value |
| 3R3 | 3.3μH |
| 100 | 10μH |
| 101 | 100μH |

| | |
|---|---------------------------------------|
| ⑥ | 包装 Packing 编带 Tape Carrier Package |
|---|---------------------------------------|

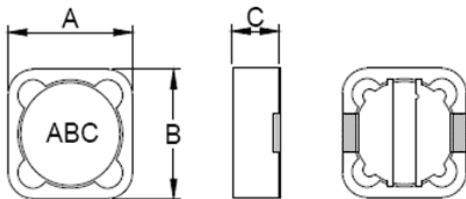
SHAPE AND DIMENSIONS



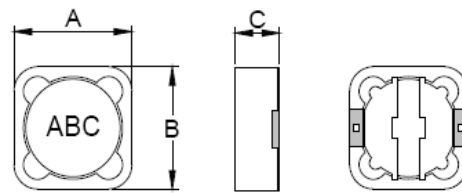
SWRH0703B/0704B



SWRH0602B/0604B



SWRH1004B



SWRH1204B/1205B/1207B

SHAPE AND DIMENSIONS

Recommended
Land Pattern

Sunlord

Specifications subject

Sunlord Industrial Park, Dafuyuan Industrial Zone, Guanlan, Sher

Visit our website for latest information. Revised 2021/05/15

233 Fax: 0086-755-82269029 E-Mail: sunlord@sunlordinc.com

Unit: mm

| Series | A max. | B max. | C max. | I typ. | J typ. | H typ. |
|-----------|--------|--------|--------|--------|--------|--------|
| SWRH0602B | 7.0 | 6.8 | 3.0 | 1.4 | 4.6 | 1.9 |
| SWRH0604B | 7.0 | 6.8 | 5.0 | 1.4 | 4.6 | 1.9 |
| SWRH0703B | 7.8 | 7.8 | 4.0 | 1.6 | 4.8 | 2.2 |
| SWRH0704B | 7.8 | 7.8 | 5.0 | 1.6 | 4.8 | 2.2 |
| SWRH1004B | 10.5 | 10.5 | 5.0 | 2.0 | 6.8 | 4.4 |
| SWRH1204B | 12.5 | 12.5 | 5.0 | 2.9 | 7.0 | 5.4 |
| SWRH1205B | 12.5 | 12.5 | 6.0 | 2.9 | 7.0 | 5.4 |
| SWRH1207B | 12.5 | 12.5 | 8.0 | 2.9 | 7.0 | 5.4 |

SPECIFICATIONS

SWRH0602B TYPE

| Part Number | Inductance | L Test Condition | Max. DC Resistance | Max. Rated Current |
|-----------------|---------------|------------------|--------------------|--------------------|
| Units | μH | Hz, V | Ω | A |
| Symbol | L | - | DCR | I _r |
| SWRH0602B-3R3NT | 3.3±30% | 100k, 0.3V | 0.068 | 1.94 |
| SWRH0602B-4R7NT | 4.7±30% | 100k, 0.3V | 0.080 | 1.63 |
| SWRH0602B-5R6NT | 5.6±30% | 100k, 0.3V | 0.096 | 1.40 |
| SWRH0602B-100MT | 10±20% | 1k, 0.3V | 0.150 | 1.10 |
| SWRH0602B-120MT | 12±20% | 1k, 0.3V | 0.200 | 1.00 |
| SWRH0602B-150MT | 15±20% | 1k, 0.3V | 0.230 | 0.90 |
| SWRH0602B-180MT | 18±20% | 1k, 0.3V | 0.270 | 0.80 |
| SWRH0602B-220MT | 22±20% | 1k, 0.3V | 0.340 | 0.74 |
| SWRH0602B-270MT | 27±20% | 1k, 0.3V | 0.380 | 0.66 |
| SWRH0602B-330MT | 33±20% | 1k, 0.3V | 0.450 | 0.59 |
| SWRH0602B-390MT | 39±20% | 1k, 0.3V | 0.490 | 0.54 |
| SWRH0602B-470MT | 47±20% | 1k, 0.3V | 0.690 | 0.50 |
| SWRH0602B-560MT | 56±20% | 1k, 0.3V | 0.780 | 0.46 |
| SWRH0602B-680MT | 68±20% | 1k, 0.3V | 1.070 | 0.42 |
| SWRH0602B-820MT | 82±20% | 1k, 0.3V | 1.210 | 0.38 |
| SWRH0602B-101MT | 100±20% | 1k, 0.3V | 1.390 | 0.34 |
| SWRH0602B-121MT | 120±20% | 1k, 0.3V | 1.900 | 0.31 |
| SWRH0602B-151MT | 150±20% | 1k, 0.3V | 2.180 | 0.28 |
| SWRH0602B-181MT | 180±20% | 1k, 0.3V | 2.770 | 0.26 |
| SWRH0602B-221MT | 220±20% | 1k, 0.3V | 3.120 | 0.23 |
| SWRH0602B-271MT | 270±20% | 1k, 0.3V | 4.380 | 0.22 |
| SWRH0602B-331MT | 330±20% | 1k, 0.3V | 4.940 | 0.19 |

SPECIFICATIONS

SWRH0604B TYPE



Specifications subject to change without notice. Please check our website for latest information. Revised 2021/05/15

Sunlord Industrial Park, Dafuyuan Industrial Zone, Guanlan, Shenzhen, China 518110 Tel: 0086-755-2983233 Fax: 0086-755-82269029 E-Mail: sunlord@sunlordinc.com

| Part Number | Inductance | L Test Condition | Max. DC Resistance | Max. Rated Current |
|-----------------|---------------|------------------|--------------------|--------------------|
| Units | μH | Hz, V | Ω | A |
| Symbol | L | - | DCR | I _r |
| SWRH0604B-100MT | 10±20% | 1k, 0.3V | 0.120 | 1.35 |
| SWRH0604B-120MT | 12±20% | 1k, 0.3V | 0.130 | 1.20 |
| SWRH0604B-150MT | 15±20% | 1k, 0.3V | 0.180 | 1.10 |
| SWRH0604B-180MT | 18±20% | 1k, 0.3V | 0.240 | 1.00 |
| SWRH0604B-220MT | 22±20% | 1k, 0.3V | 0.270 | 0.91 |
| SWRH0604B-270MT | 27±20% | 1k, 0.3V | 0.300 | 0.82 |
| SWRH0604B-330MT | 33±20% | 1k, 0.3V | 0.330 | 0.75 |
| SWRH0604B-390MT | 39±20% | 1k, 0.3V | 0.370 | 0.69 |
| SWRH0604B-470MT | 47±20% | 1k, 0.3V | 0.520 | 0.62 |
| SWRH0604B-560MT | 56±20% | 1k, 0.3V | 0.560 | 0.58 |
| SWRH0604B-680MT | 68±20% | 1k, 0.3V | 0.630 | 0.52 |
| SWRH0604B-820MT | 82±20% | 1k, 0.3V | 0.710 | 0.47 |
| SWRH0604B-101MT | 100±20% | 1k, 0.3V | 1.030 | 0.43 |
| SWRH0604B-121MT | 120±20% | 1k, 0.3V | 1.150 | 0.39 |
| SWRH0604B-151MT | 150±20% | 1k, 0.3V | 1.680 | 0.35 |
| SWRH0604B-181MT | 180±20% | 1k, 0.3V | 1.870 | 0.32 |
| SWRH0604B-221MT | 220±20% | 1k, 0.3V | 2.080 | 0.29 |
| SWRH0604B-271MT | 270±20% | 1k, 0.3V | 2.370 | 0.26 |
| SWRH0604B-331MT | 330±20% | 1k, 0.3V | 2.670 | 0.23 |
| SWRH0604B-391MT | 390±20% | 1k, 0.3V | 2.940 | 0.22 |
| SWRH0604B-471MT | 470±20% | 1k, 0.3V | 3.930 | 0.20 |

SWRH0703B TYPE

| Part Number | Inductance | L Test Condition | Max. DC Resistance | Max. Rated Current |
|-----------------|---------------|------------------|--------------------|--------------------|
| Units | μH | Hz, V | Ω | A |
| Symbol | L | - | DCR | I _r |
| SWRH0703B-2R2NT | 2.2±30% | 100k, 0.3V | 0.025 | 3.00 |
| SWRH0703B-3R3NT | 3.3±30% | 100k, 0.3V | 0.035 | 2.50 |
| SWRH0703B-4R7NT | 4.7±30% | 100k, 0.3V | 0.031 | 2.00 |
| SWRH0703B-100MT | 10±20% | 1k, 0.3V | 0.072 | 1.68 |
| SWRH0703B-120MT | 12±20% | 1k, 0.3V | 0.098 | 1.52 |
| SWRH0703B-150MT | 15±20% | 1k, 0.3V | 0.130 | 1.33 |
| SWRH0703B-180MT | 18±20% | 1k, 0.3V | 0.140 | 1.20 |
| SWRH0703B-220MT | 22±20% | 1k, 0.3V | 0.190 | 1.07 |
| SWRH0703B-270MT | 27±20% | 1k, 0.3V | 0.210 | 0.96 |
| SWRH0703B-330MT | 33±20% | 1k, 0.3V | 0.240 | 0.91 |
| SWRH0703B-390MT | 39±20% | 1k, 0.3V | 0.320 | 0.77 |
| SWRH0703B-470MT | 47±20% | 1k, 0.3V | 0.360 | 0.76 |
| SWRH0703B-560MT | 56±20% | 1k, 0.3V | 0.470 | 0.68 |
| SWRH0703B-680MT | 68±20% | 1k, 0.3V | 0.520 | 0.61 |
| SWRH0703B-820MT | 82±20% | 1k, 0.3V | 0.690 | 0.57 |
| SWRH0703B-101MT | 100±20% | 1k, 0.3V | 0.790 | 0.50 |
| SWRH0703B-121MT | 120±20% | 1k, 0.3V | 0.890 | 0.49 |
| SWRH0703B-151MT | 150±20% | 1k, 0.3V | 1.270 | 0.43 |
| SWRH0703B-181MT | 180±20% | 1k, 0.3V | 1.450 | 0.39 |
| SWRH0703B-221MT | 220±20% | 1k, 0.3V | 1.650 | 0.35 |
| SWRH0703B-271MT | 270±20% | 1k, 0.3V | 2.310 | 0.32 |
| SWRH0703B-331MT | 330±20% | 1k, 0.3V | 2.620 | 0.28 |
| SWRH0703B-391MT | 390±20% | 1k, 0.3V | 2.940 | 0.26 |
| SWRH0703B-471MT | 470±20% | 1k, 0.3V | 4.180 | 0.24 |
| SWRH0703B-561MT | 560±20% | 1k, 0.3V | 4.670 | 0.22 |

SPECIFICATIONS

SWRH0704B TYPE



Specifications subject to change without notice. Please check our website for latest information. Revised 2021/05/15

Sunlord Industrial Park, Dafuyuan Industrial Zone, Guanlan, Shenzhen, China 518110 Tel: 0086-755-2983233 Fax: 0086-755-82269029 E-Mail: sunlord@sunlordinc.com

| Part Number | Inductance | L Test Condition | Max. DC Resistance | Max. Rated Current |
|-----------------|------------|------------------|--------------------|--------------------|
| Units | μH | Hz, V | Ω | A |
| Symbol | L | - | DCR | I _r |
| SWRH0704B-100MT | 10±20% | 1k, 0.3V | 0.049 | 1.84 |
| SWRH0704B-120MT | 12±20% | 1k, 0.3V | 0.058 | 1.71 |
| SWRH0704B-150MT | 15±20% | 1k, 0.3V | 0.081 | 1.47 |
| SWRH0704B-180MT | 18±20% | 1k, 0.3V | 0.091 | 1.31 |
| SWRH0704B-220MT | 22±20% | 1k, 0.3V | 0.110 | 1.23 |
| SWRH0704B-270MT | 27±20% | 1k, 0.3V | 0.150 | 1.12 |
| SWRH0704B-330MT | 33±20% | 1k, 0.3V | 0.170 | 0.96 |
| SWRH0704B-390MT | 39±20% | 1k, 0.3V | 0.230 | 0.91 |
| SWRH0704B-470MT | 47±20% | 1k, 0.3V | 0.260 | 0.88 |
| SWRH0704B-560MT | 56±20% | 1k, 0.3V | 0.350 | 0.75 |
| SWRH0704B-680MT | 68±20% | 1k, 0.3V | 0.380 | 0.69 |
| SWRH0704B-820MT | 82±20% | 1k, 0.3V | 0.430 | 0.61 |
| SWRH0704B-101MT | 100±20% | 1k, 0.3V | 0.610 | 0.60 |
| SWRH0704B-121MT | 120±20% | 1k, 0.3V | 0.660 | 0.52 |
| SWRH0704B-151MT | 150±20% | 1k, 0.3V | 0.880 | 0.46 |
| SWRH0704B-181MT | 180±20% | 1k, 0.3V | 0.980 | 0.42 |
| SWRH0704B-221MT | 220±20% | 1k, 0.3V | 1.170 | 0.36 |
| SWRH0704B-271MT | 270±20% | 1k, 0.3V | 1.640 | 0.34 |
| SWRH0704B-331MT | 330±20% | 1k, 0.3V | 1.860 | 0.32 |
| SWRH0704B-391MT | 390±20% | 1k, 0.3V | 2.850 | 0.29 |
| SWRH0704B-471MT | 470±20% | 1k, 0.3V | 3.010 | 0.26 |
| SWRH0704B-561MT | 560±20% | 1k, 0.3V | 3.620 | 0.23 |

SWRH1004B TYPE

| Part Number | Inductance | L Test Condition | Max. DC Resistance | Max. Rated Current |
|-----------------|------------|------------------|--------------------|--------------------|
| Units | μH | Hz, V | Ω | A |
| Symbol | L | - | DCR | I _r |
| SWRH1004B-2R2NT | 2.2±30% | 100k, 0.3V | 0.018 | 4.00 |
| SWRH1004B-3R8NT | 3.8±30% | 100k, 0.3V | 0.028 | 3.50 |
| SWRH1004B-4R7NT | 4.7±30% | 100k, 0.3V | 0.035 | 3.20 |
| SWRH1004B-6R8NT | 6.8±30% | 100k, 0.3V | 0.044 | 2.80 |
| SWRH1004B-100MT | 10±20% | 1k, 0.3V | 0.050 | 2.40 |
| SWRH1004B-120MT | 12±20% | 1k, 0.3V | 0.054 | 2.25 |
| SWRH1004B-150MT | 15±20% | 1k, 0.3V | 0.061 | 2.00 |
| SWRH1004B-180MT | 18±20% | 1k, 0.3V | 0.084 | 1.80 |
| SWRH1004B-220MT | 22±20% | 1k, 0.3V | 0.094 | 1.65 |
| SWRH1004B-270MT | 27±20% | 1k, 0.3V | 0.110 | 1.45 |
| SWRH1004B-330MT | 33±20% | 1k, 0.3V | 0.150 | 1.35 |
| SWRH1004B-390MT | 39±20% | 1k, 0.3V | 0.170 | 1.20 |
| SWRH1004B-470MT | 47±20% | 1k, 0.3V | 0.210 | 1.10 |
| SWRH1004B-560MT | 56±20% | 1k, 0.3V | 0.230 | 1.00 |
| SWRH1004B-680MT | 68±20% | 1k, 0.3V | 0.260 | 0.93 |
| SWRH1004B-820MT | 82±20% | 1k, 0.3V | 0.360 | 0.84 |
| SWRH1004B-101MT | 100±20% | 1k, 0.3V | 0.410 | 0.76 |
| SWRH1004B-121MT | 120±20% | 1k, 0.3V | 0.450 | 0.70 |
| SWRH1004B-151MT | 150±20% | 1k, 0.3V | 0.640 | 0.63 |
| SWRH1004B-181MT | 180±20% | 1k, 0.3V | 0.840 | 0.57 |
| SWRH1004B-221MT | 220±20% | 1k, 0.3V | 0.960 | 0.52 |
| SWRH1004B-271MT | 270±20% | 1k, 0.3V | 1.070 | 0.47 |
| SWRH1004B-331MT | 330±20% | 1k, 0.3V | 1.370 | 0.43 |
| SWRH1004B-391MT | 390±20% | 1k, 0.3V | 1.550 | 0.39 |
| SWRH1004B-471MT | 470±20% | 1k, 0.3V | 1.740 | 0.36 |

SPECIFICATIONS

SWRH1204B TYPE



Specifications subject to change without notice. Please check our website for latest information. Revised 2021/05/15

Sunlord Industrial Park, Dafuyuan Industrial Zone, Guanlan, Shenzhen, China 518110 Tel: 0086-755-2983233 Fax: 0086-755-82269029 E-Mail: sunlord@sunlordinc.com

| Part Number | Inductance | L Test Condition | Max. DC Resistance | Max. Rated Current |
|-----------------|------------|------------------|--------------------|--------------------|
| Units | μH | Hz, V | Ω | A |
| Symbol | L | - | DCR | I _r |
| SWRH1204B-1R0NT | 1.0±30% | 100k, 0.3V | 0.010 | 7.00 |
| SWRH1204B-2R2NT | 2.2±30% | 100k, 0.3V | 0.014 | 5.70 |
| SWRH1204B-3R3NT | 3.3±30% | 100k, 0.3V | 0.015 | 5.20 |
| SWRH1204B-4R7NT | 4.7±30% | 100k, 0.3V | 0.018 | 4.90 |
| SWRH1204B-5R6NT | 5.6±30% | 100k, 0.3V | 0.020 | 4.50 |
| SWRH1204B-6R8NT | 6.8±30% | 100k, 0.3V | 0.023 | 4.20 |
| SWRH1204B-8R2NT | 8.2±30% | 100k, 0.3V | 0.026 | 4.00 |
| SWRH1204B-100MT | 10±20% | 1k, 0.3V | 0.028 | 3.80 |
| SWRH1204B-120MT | 12±20% | 1k, 0.3V | 0.038 | 3.50 |
| SWRH1204B-150MT | 15±20% | 1k, 0.3V | 0.050 | 3.20 |
| SWRH1204B-180MT | 18±20% | 1k, 0.3V | 0.057 | 3.10 |
| SWRH1204B-220MT | 22±20% | 1k, 0.3V | 0.066 | 2.90 |
| SWRH1204B-270MT | 27±20% | 1k, 0.3V | 0.080 | 2.80 |
| SWRH1204B-330MT | 33±20% | 1k, 0.3V | 0.097 | 2.70 |
| SWRH1204B-390MT | 39±20% | 1k, 0.3V | 0.132 | 2.10 |
| SWRH1204B-470MT | 47±20% | 1k, 0.3V | 0.160 | 1.90 |
| SWRH1204B-560MT | 56±20% | 1k, 0.3V | 0.190 | 1.80 |
| SWRH1204B-680MT | 68±20% | 1k, 0.3V | 0.220 | 1.50 |
| SWRH1204B-820MT | 82±20% | 1k, 0.3V | 0.260 | 1.30 |
| SWRH1204B-101MT | 100±20% | 1k, 0.3V | 0.310 | 1.20 |
| SWRH1204B-121MT | 120±20% | 1k, 0.3V | 0.380 | 1.10 |
| SWRH1204B-151MT | 150±20% | 1k, 0.3V | 0.530 | 0.95 |
| SWRH1204B-181MT | 180±20% | 1k, 0.3V | 0.620 | 0.85 |
| SWRH1204B-221MT | 220±20% | 1k, 0.3V | 0.700 | 0.80 |
| SWRH1204B-271MT | 270±20% | 1k, 0.3V | 0.870 | 0.60 |
| SWRH1204B-331MT | 330±20% | 1k, 0.3V | 0.990 | 0.50 |
| SWRH1204B-471MT | 470±20% | 1k, 0.3V | 1.100 | 0.25 |

SWRH1205B TYPE

| Part Number | Inductance | L Test Condition | Max. DC Resistance | Max. Rated Current |
|-----------------|------------|------------------|--------------------|--------------------|
| Units | μH | Hz, V | Ω | A |
| Symbol | L | - | DCR | I _r |
| SWRH1205B-1R0NT | 1.0±30% | 100k, 0.3V | 0.010 | 8.00 |
| SWRH1205B-2R2NT | 2.2±30% | 100k, 0.3V | 0.014 | 7.80 |
| SWRH1205B-2R4NT | 2.4±30% | 100k, 0.3V | 0.014 | 7.50 |
| SWRH1205B-3R3NT | 3.3±30% | 100k, 0.3V | 0.014 | 6.80 |
| SWRH1205B-4R7NT | 4.7±30% | 100k, 0.3V | 0.020 | 5.60 |
| SWRH1205B-5R8NT | 5.8±30% | 100k, 0.3V | 0.020 | 5.20 |
| SWRH1205B-8R2NT | 8.2±30% | 100k, 0.3V | 0.021 | 4.40 |
| SWRH1205B-100MT | 10±20% | 1k, 0.3V | 0.025 | 4.00 |
| SWRH1205B-120MT | 12±20% | 1k, 0.3V | 0.027 | 3.50 |
| SWRH1205B-150MT | 15±20% | 1k, 0.3V | 0.030 | 3.30 |
| SWRH1205B-180MT | 18±20% | 1k, 0.3V | 0.034 | 3.00 |
| SWRH1205B-220MT | 22±20% | 1k, 0.3V | 0.036 | 2.80 |
| SWRH1205B-270MT | 27±20% | 1k, 0.3V | 0.051 | 2.30 |
| SWRH1205B-330MT | 33±20% | 1k, 0.3V | 0.057 | 2.10 |
| SWRH1205B-390MT | 39±20% | 1k, 0.3V | 0.068 | 2.00 |
| SWRH1205B-470MT | 47±20% | 1k, 0.3V | 0.075 | 1.80 |
| SWRH1205B-560MT | 56±20% | 1k, 0.3V | 0.110 | 1.70 |
| SWRH1205B-680MT | 68±20% | 1k, 0.3V | 0.120 | 1.50 |
| SWRH1205B-820MT | 82±20% | 1k, 0.3V | 0.140 | 1.40 |
| SWRH1205B-101MT | 100±20% | 1k, 0.3V | 0.160 | 1.30 |
| SWRH1205B-121MT | 120±20% | 1k, 0.3V | 0.170 | 1.10 |

SPECIFICATIONS

SWRH1205B TYPE



Specifications subject to change without notice. Please check our website for latest information. Revised 2021/05/15

Sunlord Industrial Park, Dafuyuan Industrial Zone, Guanlan, Shenzhen, China 518110 Tel: 0086-755-2983233 Fax: 0086-755-82269029 E-Mail: sunlord@sunlordinc.com

| Part Number | Inductance | L Test Condition | Max. DC Resistance | Max. Rated Current |
|-----------------|------------|------------------|--------------------|--------------------|
| Units | μH | Hz, V | Ω | A |
| Symbol | L | - | DCR | I _r |
| SWRH1205B-151MT | 150±20% | 1k, 0.3V | 0.230 | 1.00 |
| SWRH1205B-181MT | 180±20% | 1k, 0.3V | 0.290 | 0.90 |
| SWRH1205B-221MT | 220±20% | 1k, 0.3V | 0.400 | 0.80 |
| SWRH1205B-271MT | 270±20% | 1k, 0.3V | 0.460 | 0.75 |
| SWRH1205B-331MT | 330±20% | 1k, 0.3V | 0.510 | 0.68 |
| SWRH1205B-391MT | 390±20% | 1k, 0.3V | 0.690 | 0.65 |
| SWRH1205B-471MT | 470±20% | 1k, 0.3V | 0.770 | 0.58 |
| SWRH1205B-561MT | 560±20% | 1k, 0.3V | 0.860 | 0.54 |
| SWRH1205B-681MT | 680±20% | 1k, 0.3V | 1.200 | 0.48 |
| SWRH1205B-821MT | 820±20% | 1k, 0.3V | 1.340 | 0.43 |
| SWRH1205B-102MT | 1000±20% | 1k, 0.3V | 1.800 | 0.40 |

SWRH1207B TYPE

| Part Number | Inductance | L Test Condition | Max. DC Resistance | Max. Rated Current |
|-----------------|------------|------------------|--------------------|--------------------|
| Units | μH | Hz, V | Ω | A |
| Symbol | L | - | DCR | I _r |
| SWRH1207B-1R0NT | 1.0±30% | 100k, 0.3V | 0.009 | 10.00 |
| SWRH1207B-2R2NT | 2.2±30% | 100k, 0.3V | 0.012 | 8.00 |
| SWRH1207B-2R7NT | 2.7±30% | 100k, 0.3V | 0.013 | 8.00 |
| SWRH1207B-3R3NT | 3.3±30% | 100k, 0.3V | 0.013 | 8.00 |
| SWRH1207B-3R9NT | 3.9±30% | 100k, 0.3V | 0.013 | 7.50 |
| SWRH1207B-4R7NT | 4.7±30% | 100k, 0.3V | 0.016 | 6.80 |
| SWRH1207B-6R1NT | 6.1±30% | 100k, 0.3V | 0.018 | 6.60 |
| SWRH1207B-6R8NT | 6.8±30% | 100k, 0.3V | 0.019 | 6.60 |
| SWRH1207B-7R6NT | 7.6±30% | 100k, 0.3V | 0.020 | 5.90 |
| SWRH1207B-8R2NT | 8.2±30% | 100k, 0.3V | 0.020 | 5.60 |
| SWRH1207B-100MT | 10±20% | 1k, 0.3V | 0.021 | 5.40 |
| SWRH1207B-120MT | 12±20% | 1k, 0.3V | 0.024 | 4.90 |
| SWRH1207B-150MT | 15±20% | 1k, 0.3V | 0.027 | 4.50 |
| SWRH1207B-180MT | 18±20% | 1k, 0.3V | 0.039 | 3.90 |
| SWRH1207B-220MT | 22±20% | 1k, 0.3V | 0.043 | 3.60 |
| SWRH1207B-270MT | 27±20% | 1k, 0.3V | 0.046 | 3.40 |
| SWRH1207B-330MT | 33±20% | 1k, 0.3V | 0.065 | 3.00 |
| SWRH1207B-390MT | 39±20% | 1k, 0.3V | 0.073 | 2.75 |
| SWRH1207B-470MT | 47±20% | 1k, 0.3V | 0.100 | 2.50 |
| SWRH1207B-560MT | 56±20% | 1k, 0.3V | 0.110 | 2.35 |
| SWRH1207B-680MT | 68±20% | 1k, 0.3V | 0.140 | 2.10 |
| SWRH1207B-820MT | 82±20% | 1k, 0.3V | 0.160 | 1.95 |
| SWRH1207B-101MT | 100±20% | 1k, 0.3V | 0.220 | 1.70 |
| SWRH1207B-121MT | 120±20% | 1k, 0.3V | 0.250 | 1.60 |
| SWRH1207B-151MT | 150±20% | 1k, 0.3V | 0.280 | 1.42 |
| SWRH1207B-181MT | 180±20% | 1k, 0.3V | 0.350 | 1.30 |
| SWRH1207B-221MT | 220±20% | 1k, 0.3V | 0.390 | 1.16 |
| SWRH1207B-271MT | 270±20% | 1k, 0.3V | 0.560 | 1.06 |
| SWRH1207B-331MT | 330±20% | 1k, 0.3V | 0.640 | 0.95 |
| SWRH1207B-391MT | 390±20% | 1k, 0.3V | 0.700 | 0.88 |
| SWRH1207B-471MT | 470±20% | 1k, 0.3V | 0.980 | 0.79 |
| SWRH1207B-561MT | 560±20% | 1k, 0.3V | 1.070 | 0.73 |
| SWRH1207B-681MT | 680±20% | 1k, 0.3V | 1.460 | 0.67 |
| SWRH1207B-821MT | 820±20% | 1k, 0.3V | 1.640 | 0.60 |
| SWRH1207B-102MT | 1000±20% | 1k, 0.3V | 1.820 | 0.55 |

X-ON Electronics

Largest Supplier of Electrical and Electronic Components

Click to view similar products for [Fixed Inductors](#) category:

Click to view products by [Sunlord](#) manufacturer:

Other Similar products are found below :

[CR32NP-151KC](#) [CR32NP-180KC](#) [CR32NP-181KC](#) [CR32NP-1R5MC](#) [CR32NP-390KC](#) [CR32NP-3R9MC](#) [CR32NP-680KC](#) [CR32NP-820KC](#) [CR32NP-8R2MC](#) [CR43NP-390KC](#) [CR43NP-560KC](#) [CR43NP-680KC](#) [CR54NP-181KC](#) [CR54NP-470LC](#) [CR54NP-820KC](#) [CR54NP-8R5MC](#) [70F224AI](#) [MGDQ4-00004-P](#) [MHL1ECTTP18NJ](#) [MHQ1005P10NJ](#) [MHQ1005P1N0S](#) [MHQ1005P2N4S](#) [MHQ1005P3N6S](#) [MHQ1005P5N1S](#) [MHQ1005P8N2J](#) [PE-51506NL](#) [PE-53601NL](#) [PE-53602NL](#) [PE-53630NL](#) [PE-53824SNLT](#) [PE-92100NL](#) [PG0434.801NLT](#) [PG0936.113NLT](#) [9220-20](#) [9310-16](#) [PM06-2N7](#) [PM06-39NJ](#) [A01TK](#) [1206CS-471XJ](#) [HC2LP-R47-R](#) [HC2-R47-R](#) [HC3-2R2-R](#) [HCF1305-3R3-R](#) [1206CS-151XG](#) [RCH664NP-140L](#) [RCH664NP-4R7M](#) [RCH8011NP-221L](#) [RCP1317NP-332L](#) [RCP1317NP-391L](#) [RCR1010NP-470M](#)