

Wire Wound SMD Power Inductors – SWRH-B Series

Operating Temperature: -25°C~+105°C (Including Self-heating)



FEATURES

- Various high power inductors are superior to be high saturation
- Suitable for surface mounting equipment

APPLICATIONS

- Power supply choke for small electrical equipments such as VTR, LCD display, Notebook, communication equipment, and so on.

PRODUCT IDENTIFICATION

SWRH

①

| | |
|--------|--|
| ① Type | |
| SWRH | Wire Wound SMD Type Power Inductors (With Metallic Base) |

0602

②

| | |
|-----------------------|--|
| ② External Dimensions | |
| 0602~1207 | |

B

③

| | |
|-----------------|-------------|
| ③ Configuration | |
| B | B Type Base |

-3R3

④

| ④ Nominal Inductance | |
|----------------------|---------------|
| Example | Nominal Value |
| 3R3 | 3.3μH |
| 100 | 10μH |
| 101 | 100μH |

N

⑤

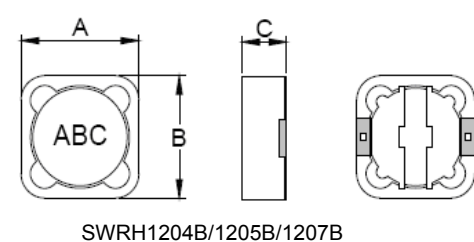
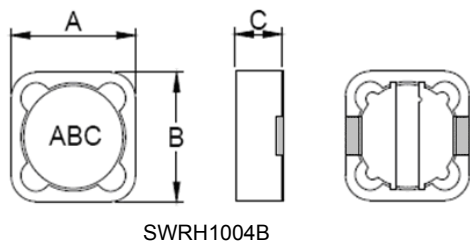
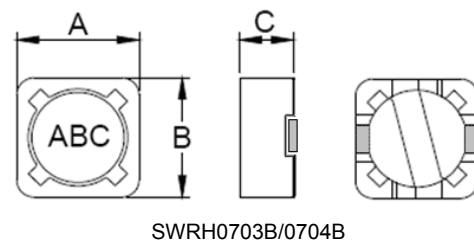
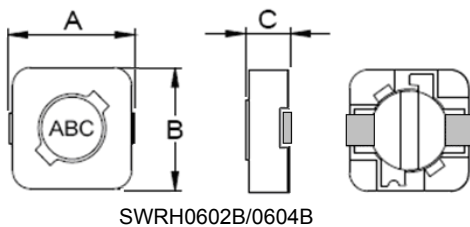
| | |
|------------------------|------|
| ⑤ Inductance Tolerance | |
| M | ±20% |
| N | ±30% |

T

⑥

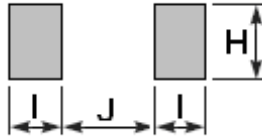
| | |
|-----------|----------------------|
| ⑥ Packing | |
| T | Tape Carrier Package |

SHAPE AND DIMENSIONS



SHAPE AND DIMENSIONS

Recommended Land Pattern



Unit: mm

| Series | A max. | B max. | C max. | I typ. | J typ. | H typ. |
|-----------|--------|--------|--------|--------|--------|--------|
| SWRH0602B | 7.0 | 6.8 | 3.0 | 1.4 | 4.6 | 1.9 |
| SWRH0604B | 7.0 | 6.8 | 5.0 | 1.4 | 4.6 | 1.9 |
| SWRH0703B | 7.8 | 7.8 | 4.0 | 1.6 | 4.8 | 2.2 |
| SWRH0704B | 7.8 | 7.8 | 5.0 | 1.6 | 4.8 | 2.2 |
| SWRH1004B | 10.5 | 10.5 | 5.0 | 2.0 | 6.8 | 4.4 |
| SWRH1204B | 12.5 | 12.5 | 5.0 | 2.9 | 7.0 | 5.4 |
| SWRH1205B | 12.5 | 12.5 | 6.0 | 2.9 | 7.0 | 5.4 |
| SWRH1207B | 12.5 | 12.5 | 8.0 | 2.9 | 7.0 | 5.4 |

SPECIFICATIONS

SWRH0602B TYPE

| Part Number | Inductance | L Test Condition | Max. DC Resistance | Max. Rated Current |
|-----------------|---------------|------------------|--------------------|--------------------|
| Units | μH | Hz, V | Ω | A |
| Symbol | L | - | DCR | I _r |
| SWRH0602B-3R3NT | 3.3±30% | 100k, 0.3V | 0.068 | 1.94 |
| SWRH0602B-4R7NT | 4.7±30% | 100k, 0.3V | 0.080 | 1.63 |
| SWRH0602B-5R6NT | 5.6±30% | 100k, 0.3V | 0.096 | 1.40 |
| SWRH0602B-100MT | 10±20% | 1k, 0.3V | 0.150 | 1.10 |
| SWRH0602B-120MT | 12±20% | 1k, 0.3V | 0.200 | 1.00 |
| SWRH0602B-150MT | 15±20% | 1k, 0.3V | 0.230 | 0.90 |
| SWRH0602B-180MT | 18±20% | 1k, 0.3V | 0.270 | 0.80 |
| SWRH0602B-220MT | 22±20% | 1k, 0.3V | 0.340 | 0.74 |
| SWRH0602B-270MT | 27±20% | 1k, 0.3V | 0.380 | 0.66 |
| SWRH0602B-330MT | 33±20% | 1k, 0.3V | 0.450 | 0.59 |
| SWRH0602B-390MT | 39±20% | 1k, 0.3V | 0.490 | 0.54 |
| SWRH0602B-470MT | 47±20% | 1k, 0.3V | 0.690 | 0.50 |
| SWRH0602B-560MT | 56±20% | 1k, 0.3V | 0.780 | 0.46 |
| SWRH0602B-680MT | 68±20% | 1k, 0.3V | 1.070 | 0.42 |
| SWRH0602B-820MT | 82±20% | 1k, 0.3V | 1.210 | 0.38 |
| SWRH0602B-101MT | 100±20% | 1k, 0.3V | 1.390 | 0.34 |
| SWRH0602B-121MT | 120±20% | 1k, 0.3V | 1.900 | 0.31 |
| SWRH0602B-151MT | 150±20% | 1k, 0.3V | 2.180 | 0.28 |
| SWRH0602B-181MT | 180±20% | 1k, 0.3V | 2.770 | 0.26 |
| SWRH0602B-221MT | 220±20% | 1k, 0.3V | 3.120 | 0.23 |
| SWRH0602B-271MT | 270±20% | 1k, 0.3V | 4.380 | 0.22 |
| SWRH0602B-331MT | 330±20% | 1k, 0.3V | 4.940 | 0.19 |

SPECIFICATIONS

SWRH0604B TYPE

| Part Number | Inductance | L Test Condition | Max. DC Resistance | Max. Rated Current |
|-----------------|---------------|------------------|--------------------|--------------------|
| Units | μH | Hz, V | Ω | A |
| Symbol | L | - | DCR | I _r |
| SWRH0604B-100MT | 10±20% | 1k, 0.3V | 0.120 | 1.35 |
| SWRH0604B-120MT | 12±20% | 1k, 0.3V | 0.130 | 1.20 |
| SWRH0604B-150MT | 15±20% | 1k, 0.3V | 0.180 | 1.10 |
| SWRH0604B-180MT | 18±20% | 1k, 0.3V | 0.240 | 1.00 |
| SWRH0604B-220MT | 22±20% | 1k, 0.3V | 0.270 | 0.91 |
| SWRH0604B-270MT | 27±20% | 1k, 0.3V | 0.300 | 0.82 |
| SWRH0604B-330MT | 33±20% | 1k, 0.3V | 0.330 | 0.75 |
| SWRH0604B-390MT | 39±20% | 1k, 0.3V | 0.370 | 0.69 |
| SWRH0604B-470MT | 47±20% | 1k, 0.3V | 0.520 | 0.62 |
| SWRH0604B-560MT | 56±20% | 1k, 0.3V | 0.560 | 0.58 |
| SWRH0604B-680MT | 68±20% | 1k, 0.3V | 0.630 | 0.52 |
| SWRH0604B-820MT | 82±20% | 1k, 0.3V | 0.710 | 0.47 |
| SWRH0604B-101MT | 100±20% | 1k, 0.3V | 1.030 | 0.43 |
| SWRH0604B-121MT | 120±20% | 1k, 0.3V | 1.150 | 0.39 |
| SWRH0604B-151MT | 150±20% | 1k, 0.3V | 1.680 | 0.35 |
| SWRH0604B-181MT | 180±20% | 1k, 0.3V | 1.870 | 0.32 |
| SWRH0604B-221MT | 220±20% | 1k, 0.3V | 2.080 | 0.29 |
| SWRH0604B-271MT | 270±20% | 1k, 0.3V | 2.370 | 0.26 |
| SWRH0604B-331MT | 330±20% | 1k, 0.3V | 2.670 | 0.23 |
| SWRH0604B-391MT | 390±20% | 1k, 0.3V | 2.940 | 0.22 |
| SWRH0604B-471MT | 470±20% | 1k, 0.3V | 3.930 | 0.20 |

SWRH0703B TYPE

| Part Number | Inductance | L Test Condition | Max. DC Resistance | Max. Rated Current |
|-----------------|---------------|------------------|--------------------|--------------------|
| Units | μH | Hz, V | Ω | A |
| Symbol | L | - | DCR | I _r |
| SWRH0703B-2R2NT | 2.2±30% | 100k, 0.3V | 0.025 | 3.00 |
| SWRH0703B-3R3NT | 3.3±30% | 100k, 0.3V | 0.035 | 2.50 |
| SWRH0703B-4R7NT | 4.7±30% | 100k, 0.3V | 0.031 | 2.00 |
| SWRH0703B-100MT | 10±20% | 1k, 0.3V | 0.072 | 1.68 |
| SWRH0703B-120MT | 12±20% | 1k, 0.3V | 0.098 | 1.52 |
| SWRH0703B-150MT | 15±20% | 1k, 0.3V | 0.130 | 1.33 |
| SWRH0703B-180MT | 18±20% | 1k, 0.3V | 0.140 | 1.20 |
| SWRH0703B-220MT | 22±20% | 1k, 0.3V | 0.190 | 1.07 |
| SWRH0703B-270MT | 27±20% | 1k, 0.3V | 0.210 | 0.96 |
| SWRH0703B-330MT | 33±20% | 1k, 0.3V | 0.240 | 0.91 |
| SWRH0703B-390MT | 39±20% | 1k, 0.3V | 0.320 | 0.77 |
| SWRH0703B-470MT | 47±20% | 1k, 0.3V | 0.360 | 0.76 |
| SWRH0703B-560MT | 56±20% | 1k, 0.3V | 0.470 | 0.68 |
| SWRH0703B-680MT | 68±20% | 1k, 0.3V | 0.520 | 0.61 |
| SWRH0703B-820MT | 82±20% | 1k, 0.3V | 0.690 | 0.57 |
| SWRH0703B-101MT | 100±20% | 1k, 0.3V | 0.790 | 0.50 |
| SWRH0703B-121MT | 120±20% | 1k, 0.3V | 0.890 | 0.49 |
| SWRH0703B-151MT | 150±20% | 1k, 0.3V | 1.270 | 0.43 |
| SWRH0703B-181MT | 180±20% | 1k, 0.3V | 1.450 | 0.39 |
| SWRH0703B-221MT | 220±20% | 1k, 0.3V | 1.650 | 0.35 |
| SWRH0703B-271MT | 270±20% | 1k, 0.3V | 2.310 | 0.32 |
| SWRH0703B-331MT | 330±20% | 1k, 0.3V | 2.620 | 0.28 |
| SWRH0703B-391MT | 390±20% | 1k, 0.3V | 2.940 | 0.26 |

SPECIFICATIONS

SWRH0703B TYPE

| Part Number | Inductance | L Test Condition | Max. DC Resistance | Max. Rated Current |
|-----------------|---------------|------------------|--------------------|--------------------|
| Units | μH | Hz, V | Ω | A |
| Symbol | L | - | DCR | I _r |
| SWRH0703B-471MT | 470 \pm 20% | 1k, 0.3V | 4.180 | 0.24 |
| SWRH0703B-561MT | 560 \pm 20% | 1k, 0.3V | 4.670 | 0.22 |

SWRH0704B TYPE

| Part Number | Inductance | L Test Condition | Max. DC Resistance | Max. Rated Current |
|-----------------|---------------|------------------|--------------------|--------------------|
| Units | μH | Hz, V | Ω | A |
| Symbol | L | - | DCR | I _r |
| SWRH0704B-100MT | 10 \pm 20% | 1k, 0.3V | 0.049 | 1.84 |
| SWRH0704B-120MT | 12 \pm 20% | 1k, 0.3V | 0.058 | 1.71 |
| SWRH0704B-150MT | 15 \pm 20% | 1k, 0.3V | 0.081 | 1.47 |
| SWRH0704B-180MT | 18 \pm 20% | 1k, 0.3V | 0.091 | 1.31 |
| SWRH0704B-220MT | 22 \pm 20% | 1k, 0.3V | 0.110 | 1.23 |
| SWRH0704B-270MT | 27 \pm 20% | 1k, 0.3V | 0.150 | 1.12 |
| SWRH0704B-330MT | 33 \pm 20% | 1k, 0.3V | 0.170 | 0.96 |
| SWRH0704B-390MT | 39 \pm 20% | 1k, 0.3V | 0.230 | 0.91 |
| SWRH0704B-470MT | 47 \pm 20% | 1k, 0.3V | 0.260 | 0.88 |
| SWRH0704B-560MT | 56 \pm 20% | 1k, 0.3V | 0.350 | 0.75 |
| SWRH0704B-680MT | 68 \pm 20% | 1k, 0.3V | 0.380 | 0.69 |
| SWRH0704B-820MT | 82 \pm 20% | 1k, 0.3V | 0.430 | 0.61 |
| SWRH0704B-101MT | 100 \pm 20% | 1k, 0.3V | 0.610 | 0.60 |
| SWRH0704B-121MT | 120 \pm 20% | 1k, 0.3V | 0.660 | 0.52 |
| SWRH0704B-151MT | 150 \pm 20% | 1k, 0.3V | 0.880 | 0.46 |
| SWRH0704B-181MT | 180 \pm 20% | 1k, 0.3V | 0.980 | 0.42 |
| SWRH0704B-221MT | 220 \pm 20% | 1k, 0.3V | 1.170 | 0.36 |
| SWRH0704B-271MT | 270 \pm 20% | 1k, 0.3V | 1.640 | 0.34 |
| SWRH0704B-331MT | 330 \pm 20% | 1k, 0.3V | 1.860 | 0.32 |
| SWRH0704B-391MT | 390 \pm 20% | 1k, 0.3V | 2.850 | 0.29 |
| SWRH0704B-471MT | 470 \pm 20% | 1k, 0.3V | 3.010 | 0.26 |
| SWRH0704B-561MT | 560 \pm 20% | 1k, 0.3V | 3.620 | 0.23 |

SWRH1004B TYPE

| Part Number | Inductance | L Test Condition | Max. DC Resistance | Max. Rated Current |
|-----------------|---------------|------------------|--------------------|--------------------|
| Units | μH | Hz, V | Ω | A |
| Symbol | L | - | DCR | I _r |
| SWRH1004B-2R2NT | 2.2 \pm 30% | 100k, 0.3V | 0.018 | 4.00 |
| SWRH1004B-3R8NT | 3.8 \pm 30% | 100k, 0.3V | 0.028 | 3.50 |
| SWRH1004B-4R7NT | 4.7 \pm 30% | 100k, 0.3V | 0.035 | 3.20 |
| SWRH1004B-6R8NT | 6.8 \pm 30% | 100k, 0.3V | 0.044 | 2.80 |
| SWRH1004B-100MT | 10 \pm 20% | 1k, 0.3V | 0.050 | 2.40 |
| SWRH1004B-120MT | 12 \pm 20% | 1k, 0.3V | 0.054 | 2.25 |
| SWRH1004B-150MT | 15 \pm 20% | 1k, 0.3V | 0.061 | 2.00 |
| SWRH1004B-180MT | 18 \pm 20% | 1k, 0.3V | 0.084 | 1.80 |
| SWRH1004B-220MT | 22 \pm 20% | 1k, 0.3V | 0.094 | 1.65 |
| SWRH1004B-270MT | 27 \pm 20% | 1k, 0.3V | 0.110 | 1.45 |
| SWRH1004B-330MT | 33 \pm 20% | 1k, 0.3V | 0.150 | 1.35 |
| SWRH1004B-390MT | 39 \pm 20% | 1k, 0.3V | 0.170 | 1.20 |
| SWRH1004B-470MT | 47 \pm 20% | 1k, 0.3V | 0.210 | 1.10 |
| SWRH1004B-560MT | 56 \pm 20% | 1k, 0.3V | 0.230 | 1.00 |
| SWRH1004B-820MT | 82 \pm 20% | 1k, 0.3V | 0.360 | 0.84 |

SPECIFICATIONS

SWRH1004B TYPE

| Part Number | Inductance | L Test Condition | Max. DC Resistance | Max. Rated Current |
|-----------------|---------------|------------------|--------------------|--------------------|
| Units | μH | Hz, V | Ω | A |
| Symbol | L | - | DCR | I _r |
| SWRH1004B-101MT | 100±20% | 1k, 0.3V | 0.410 | 0.76 |
| SWRH1004B-121MT | 120±20% | 1k, 0.3V | 0.450 | 0.70 |
| SWRH1004B-151MT | 150±20% | 1k, 0.3V | 0.640 | 0.63 |
| SWRH1004B-181MT | 180±20% | 1k, 0.3V | 0.840 | 0.57 |
| SWRH1004B-221MT | 220±20% | 1k, 0.3V | 0.960 | 0.52 |
| SWRH1004B-271MT | 270±20% | 1k, 0.3V | 1.070 | 0.47 |
| SWRH1004B-331MT | 330±20% | 1k, 0.3V | 1.370 | 0.43 |
| SWRH1004B-391MT | 390±20% | 1k, 0.3V | 1.550 | 0.39 |
| SWRH1004B-471MT | 470±20% | 1k, 0.3V | 1.740 | 0.36 |

SWRH1204B TYPE

| Part Number | Inductance | L Test Condition | Max. DC Resistance | Max. Rated Current |
|-----------------|---------------|------------------|--------------------|--------------------|
| Units | μH | Hz, V | Ω | A |
| Symbol | L | - | DCR | I _r |
| SWRH1204B-1R0NT | 1.0±30% | 100k, 0.3V | 0.010 | 7.0 |
| SWRH1204B-2R2NT | 2.2±30% | 100k, 0.3V | 0.014 | 5.7 |
| SWRH1204B-3R3NT | 3.3±30% | 100k, 0.3V | 0.015 | 5.2 |
| SWRH1204B-4R7NT | 4.7±30% | 100k, 0.3V | 0.018 | 4.9 |
| SWRH1204B-5R6NT | 5.6±30% | 100k, 0.3V | 0.020 | 4.5 |
| SWRH1204B-6R8NT | 6.8±30% | 100k, 0.3V | 0.023 | 4.2 |
| SWRH1204B-8R2NT | 8.2±30% | 100k, 0.3V | 0.026 | 4.0 |
| SWRH1204B-100MT | 10±20% | 1k, 0.3V | 0.028 | 3.8 |
| SWRH1204B-120MT | 12±20% | 1k, 0.3V | 0.038 | 3.5 |
| SWRH1204B-150MT | 15±20% | 1k, 0.3V | 0.050 | 3.2 |
| SWRH1204B-180MT | 18±20% | 1k, 0.3V | 0.057 | 3.1 |
| SWRH1204B-220MT | 22±20% | 1k, 0.3V | 0.066 | 2.9 |
| SWRH1204B-270MT | 27±20% | 1k, 0.3V | 0.080 | 2.8 |
| SWRH1204B-330MT | 33±20% | 1k, 0.3V | 0.097 | 2.7 |
| SWRH1204B-390MT | 39±20% | 1k, 0.3V | 0.132 | 2.1 |
| SWRH1204B-470MT | 47±20% | 1k, 0.3V | 0.160 | 1.9 |
| SWRH1204B-560MT | 56±20% | 1k, 0.3V | 0.190 | 1.8 |
| SWRH1204B-680MT | 68±20% | 1k, 0.3V | 0.220 | 1.5 |
| SWRH1204B-820MT | 82±20% | 1k, 0.3V | 0.260 | 1.3 |
| SWRH1204B-101MT | 100±20% | 1k, 0.3V | 0.310 | 1.2 |
| SWRH1204B-121MT | 120±20% | 1k, 0.3V | 0.380 | 1.1 |
| SWRH1204B-151MT | 150±20% | 1k, 0.3V | 0.530 | 0.95 |
| SWRH1204B-181MT | 180±20% | 1k, 0.3V | 0.620 | 0.85 |
| SWRH1204B-221MT | 220±20% | 1k, 0.3V | 0.700 | 0.80 |
| SWRH1204B-271MT | 270±20% | 1k, 0.3V | 0.870 | 0.60 |
| SWRH1204B-331MT | 330±20% | 1k, 0.3V | 0.990 | 0.50 |

SWRH1205B TYPE

| Part Number | Inductance | L Test Condition | Max. DC Resistance | Max. Rated Current |
|-----------------|---------------|------------------|--------------------|--------------------|
| Units | μH | Hz, V | Ω | A |
| Symbol | L | - | DCR | I _r |
| SWRH1205B-1R0NT | 1.0±30% | 100k, 0.3V | 0.010 | 8.0 |
| SWRH1205B-2R2NT | 2.2±30% | 100k, 0.3V | 0.014 | 7.8 |
| SWRH1205B-2R4NT | 2.4±30% | 100k, 0.3V | 0.014 | 7.5 |
| SWRH1205B-3R3NT | 3.3±30% | 100k, 0.3V | 0.014 | 6.8 |
| SWRH1205B-4R7NT | 4.7±30% | 100k, 0.3V | 0.02 | 5.6 |
| SWRH1205B-5R8NT | 5.8±30% | 100k, 0.3V | 0.02 | 5.2 |
| SWRH1205B-8R2NT | 8.2±30% | 100k, 0.3V | 0.021 | 4.4 |

SPECIFICATIONS

SWRH1205B TYPE

| Part Number | Inductance | L Test Condition | Max. DC Resistance | Max. Rated Current |
|-----------------|---------------|------------------|--------------------|--------------------|
| Units | μH | Hz, V | Ω | A |
| Symbol | L | - | DCR | I _r |
| SWRH1205B-100MT | 10±20% | 1k, 0.3V | 0.025 | 4.0 |
| SWRH1205B-120MT | 12±20% | 1k, 0.3V | 0.027 | 3.50 |
| SWRH1205B-150MT | 15±20% | 1k, 0.3V | 0.030 | 3.30 |
| SWRH1205B-180MT | 18±20% | 1k, 0.3V | 0.034 | 3.00 |
| SWRH1205B-220MT | 22±20% | 1k, 0.3V | 0.036 | 2.80 |
| SWRH1205B-270MT | 27±20% | 1k, 0.3V | 0.051 | 2.30 |
| SWRH1205B-330MT | 33±20% | 1k, 0.3V | 0.057 | 2.10 |
| SWRH1205B-390MT | 39±20% | 1k, 0.3V | 0.068 | 2.00 |
| SWRH1205B-470MT | 47±20% | 1k, 0.3V | 0.075 | 1.80 |
| SWRH1205B-560MT | 56±20% | 1k, 0.3V | 0.110 | 1.70 |
| SWRH1205B-680MT | 68±20% | 1k, 0.3V | 0.120 | 1.50 |
| SWRH1205B-820MT | 82±20% | 1k, 0.3V | 0.140 | 1.40 |
| SWRH1205B-101MT | 100±20% | 1k, 0.3V | 0.160 | 1.30 |
| SWRH1205B-121MT | 120±20% | 1k, 0.3V | 0.170 | 1.10 |
| SWRH1205B-151MT | 150±20% | 1k, 0.3V | 0.230 | 1.00 |
| SWRH1205B-181MT | 180±20% | 1k, 0.3V | 0.290 | 0.90 |
| SWRH1205B-221MT | 220±20% | 1k, 0.3V | 0.400 | 0.80 |
| SWRH1205B-271MT | 270±20% | 1k, 0.3V | 0.460 | 0.75 |
| SWRH1205B-331MT | 330±20% | 1k, 0.3V | 0.510 | 0.68 |
| SWRH1205B-391MT | 390±20% | 1k, 0.3V | 0.690 | 0.65 |
| SWRH1205B-471MT | 470±20% | 1k, 0.3V | 0.770 | 0.58 |
| SWRH1205B-561MT | 560±20% | 1k, 0.3V | 0.860 | 0.54 |
| SWRH1205B-681MT | 680±20% | 1k, 0.3V | 1.200 | 0.48 |
| SWRH1205B-821MT | 820±20% | 1k, 0.3V | 1.34 | 0.43 |
| SWRH1205B-102MT | 1000±20% | 1k, 0.3V | 1.80 | 0.40 |

SWRH1207B TYPE

| Part Number | Inductance | L Test Condition | Max. DC Resistance | Max. Rated Current |
|-----------------|---------------|------------------|--------------------|--------------------|
| Units | μH | Hz, V | Ω | A |
| Symbol | L | - | DCR | I _r |
| SWRH1207B-1R0NT | 1.0±30% | 100k, 0.3V | 0.009 | 10.00 |
| SWRH1207B-2R2NT | 2.2±30% | 100k, 0.3V | 0.012 | 8.00 |
| SWRH1207B-2R7NT | 2.7±30% | 100k, 0.3V | 0.013 | 8.00 |
| SWRH1207B-3R3NT | 3.3±30% | 100k, 0.3V | 0.013 | 8.00 |
| SWRH1207B-3R9NT | 3.9±30% | 100k, 0.3V | 0.013 | 7.50 |
| SWRH1207B-4R7NT | 4.7±30% | 100k, 0.3V | 0.016 | 6.80 |
| SWRH1207B-6R1NT | 6.1±30% | 100k, 0.3V | 0.018 | 6.60 |
| SWRH1207B-6R8NT | 6.8±30% | 100k, 0.3V | 0.019 | 6.60 |
| SWRH1207B-7R6NT | 7.6±30% | 100k, 0.3V | 0.020 | 5.90 |
| SWRH1207B-8R2NT | 8.2±30% | 100k, 0.3V | 0.020 | 5.60 |
| SWRH1207B-100MT | 10±20% | 1k, 0.3V | 0.021 | 5.40 |
| SWRH1207B-120MT | 12±20% | 1k, 0.3V | 0.024 | 4.90 |
| SWRH1207B-150MT | 15±20% | 1k, 0.3V | 0.027 | 4.50 |
| SWRH1207B-180MT | 18±20% | 1k, 0.3V | 0.039 | 3.90 |
| SWRH1207B-220MT | 22±20% | 1k, 0.3V | 0.043 | 3.60 |
| SWRH1207B-270MT | 27±20% | 1k, 0.3V | 0.046 | 3.40 |
| SWRH1207B-330MT | 33±20% | 1k, 0.3V | 0.065 | 3.00 |
| SWRH1207B-390MT | 39±20% | 1k, 0.3V | 0.073 | 2.75 |
| SWRH1207B-470MT | 47±20% | 1k, 0.3V | 0.100 | 2.50 |
| SWRH1207B-560MT | 56±20% | 1k, 0.3V | 0.110 | 2.35 |
| SWRH1207B-680MT | 68±20% | 1k, 0.3V | 0.140 | 2.10 |
| SWRH1207B-820MT | 82±20% | 1k, 0.3V | 0.160 | 1.95 |

SPECIFICATIONS

SWRH1207B TYPE

| Part Number | Inductance | L Test Condition | Max. DC Resistance | Max. Rated Current |
|-----------------|----------------|------------------|--------------------|--------------------|
| Units | μH | Hz, V | Ω | A |
| Symbol | L | - | DCR | I_r |
| SWRH1207B-101MT | 100 \pm 20% | 1k, 0.3V | 0.220 | 1.70 |
| SWRH1207B-121MT | 120 \pm 20% | 1k, 0.3V | 0.250 | 1.60 |
| SWRH1207B-151MT | 150 \pm 20% | 1k, 0.3V | 0.280 | 1.42 |
| SWRH1207B-181MT | 180 \pm 20% | 1k, 0.3V | 0.350 | 1.30 |
| SWRH1207B-221MT | 220 \pm 20% | 1k, 0.3V | 0.390 | 1.16 |
| SWRH1207B-271MT | 270 \pm 20% | 1k, 0.3V | 0.560 | 1.06 |
| SWRH1207B-331MT | 330 \pm 20% | 1k, 0.3V | 0.640 | 0.95 |
| SWRH1207B-391MT | 390 \pm 20% | 1k, 0.3V | 0.700 | 0.88 |
| SWRH1207B-471MT | 470 \pm 20% | 1k, 0.3V | 0.980 | 0.79 |
| SWRH1207B-561MT | 560 \pm 20% | 1k, 0.3V | 1.070 | 0.73 |
| SWRH1207B-681MT | 680 \pm 20% | 1k, 0.3V | 1.460 | 0.67 |
| SWRH1207B-821MT | 820 \pm 20% | 1k, 0.3V | 1.640 | 0.60 |
| SWRH1207B-102MT | 1000 \pm 20% | 1k, 0.3V | 1.820 | 0.55 |

※1. All test data is referenced to 20°C ambient;

※2. The maximum rated current is a DC current which causes initial inductance to decrease by 35% or temperature to rise by 40°C, which is smaller (at ambient reference temperature: 20°C)

X-ON Electronics

Largest Supplier of Electrical and Electronic Components

Click to view similar products for [sunlord](#) manufacturer:

Other Similar products are found below :

[MWSA1205S-R82MT](#) [TC212B106K025Y](#) [TC212B476M010B](#) [ASWPA6055S3R3MT](#) [SDWL3225CR10JSTF](#) [MWSA1004S-R36MT](#)
[TC212B476M010Y](#) [ASWPA6055S101MT](#) [SDWL3216C15NJSTF](#) [SDWL3216CR47JSTF](#) [SDCW3225S-2-161TF](#) [TC211A475K006A](#)
[SPH4012H680MT](#) [SPH4018HR33NT](#) [MWSA1204S-R82MT](#) [SDCW2012CH-2-670TF](#) [SDCW1210S-2-350TF](#) [SDCW1210S-2-161TF](#)
[SPH8030H330MT](#) [SDCW2520S-2-451TF](#) [SWRH1207B-820MT](#) [MWSA0603-8R2MT](#) [ASWPA8050S150MT](#) [SWRH6D38S-100MT](#)
[SWPA6020S1R0NT](#) [MPL2520S1R5MHT](#) [WPN252010H1R0MTY02](#) [WPN252010HR33MTY03](#) [WPN4012HR68MT](#)
[SDWL1608C39NGSTFN01](#) [SPH201610UR47MTY01](#) [SDWL1005C4N3SSTFM01](#) [SDWL1608C43NJSTFM01](#) [SDWL1005C43NJSTFM01](#)
[SDCW2012C-2-181TF](#) [MWSA1204S-R68MT](#) [MWSA1205S-R22MT](#) [SDWL2520FW100JSTF](#) [SDWL3216CR68JSTF](#) [SPH8030H3R3MT](#)
[SPH3012H3R3MT](#) [SDWL3216CR33JSTF](#) [SDCW1608S-2-141TF](#) [MWSA0624S-R56MT](#) [GZ3216D102TF](#) [ASWPA4035S1R2MT](#)
[SPH202012H180MT](#) [WPN252010H3R3MT](#) [SPH4012H101MT](#) [SDWL1005C2N7SSTFM01](#)