


# Wire Wound SMD Power Inductors – SWRH-DR Series

Operating Temperature: -40°C~+105°C (Including Self-heating)



## FEATURES

- High saturation current, low DCR
- Suitable for surface mounting equipment
- Close magnetic circuit design reduce leakage

## APPLICATIONS

- Power supply choke for small electrical equipments such as DVC, LCD display, notebook, communication equipment, OA equipment and so on.

## PRODUCT IDENTIFICATION

### SWRH

①

### 2D11

②

### R

③

### -1R2

④

### N

⑤

### T

⑥

①	Type
SWRH	Wire Wound SMD Type Power Inductors (With Metallic Base)

②	External Dimensions
	2D11~3D16

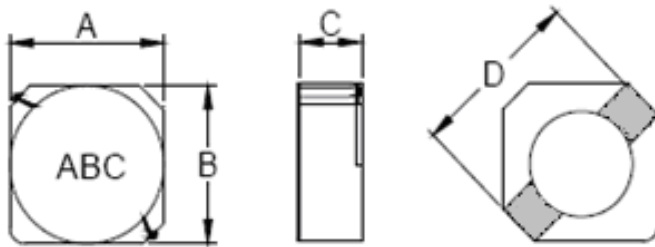
③	Configuration
R	R Type Base

④	Nominal Inductance
Example	Nominal Value
1R2	1.2μH
101	100μH

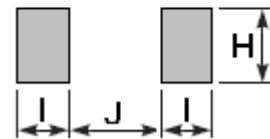
⑤	Inductance Tolerance
M	±20%
N	±30%

⑥	Packing
T	Tape Carrier Package

## SHAPE AND DIMENSIONS



### Recommended Land Pattern



Unit: mm

Series	A max.	B max.	C max.	D typ.	I typ.	J typ.	H typ.
SWRH2D11R	3.3	3.3	1.3	4.4	1.3	1.7	1.3
SWRH2D14R	3.3	3.3	1.6	4.4	1.3	1.7	1.3
SWRH2D18R	3.3	3.3	2.1	4.4	1.3	1.7	1.3
SWRH3D11R	4.2	4.2	1.3	5.5	1.4	2.4	1.5
SWRH3D14R	4.2	4.2	1.6	5.5	1.4	2.4	1.5
SWRH3D16R	4.2	4.2	1.8	5.5	1.4	2.4	1.5

## SPECIFICATIONS

### SWRH2D11R

Part Number	Inductance	L Test Condition	Max. DC Resistance	Max. Rated Current
Units	μH	Hz, V	Ω	A
Symbol	L	-	DCR	I <sub>r</sub>
SWRH2D11R-1R2NT	1.2±30%	100k, 0.3V	0.068	0.90
SWRH2D11R-2R2NT	2.2±30%	100k, 0.3V	0.098	0.78
SWRH2D11R-3R3NT	3.3±30%	100k, 0.3V	0.123	0.60
SWRH2D11R-4R7NT	4.7±30%	100k, 0.3V	0.170	0.50
SWRH2D11R-6R8NT	6.8±30%	100k, 0.3V	0.260	0.44
SWRH2D11R-100MT	10±20%	1k, 0.3V	0.400	0.35

### SWRH2D14R

Part Number	Inductance	L Test Condition	Max. DC Resistance	Max. Rated Current
Units	μH	Hz, V	Ω	A
Symbol	L	-	DCR	I <sub>r</sub>
SWRH2D14R-1R5NT	1.5±30%	100k, 0.3V	0.063	1.80
SWRH2D14R-1R8NT	1.8±30%	100k, 0.3V	0.075	1.65
SWRH2D14R-2R2NT	2.2±30%	100k, 0.3V	0.094	1.50
SWRH2D14R-2R7NT	2.7±30%	100k, 0.3V	0.106	1.35
SWRH2D14R-3R3NT	3.3±30%	100k, 0.3V	0.125	1.20
SWRH2D14R-3R9NT	3.9±30%	100k, 0.3V	0.138	1.10
SWRH2D14R-4R7NT	4.7±30%	100k, 0.3V	0.169	1.00
SWRH2D14R-5R6NT	5.6±30%	100k, 0.3V	0.188	0.95
SWRH2D14R-6R8NT	6.8±30%	100k, 0.3V	0.213	0.85
SWRH2D14R-8R2NT	8.2±30%	100k, 0.3V	0.281	0.80
SWRH2D14R-100MT	10±20%	1k, 0.3V	0.294	0.70
SWRH2D14R-120MT	12±20%	1k, 0.3V	0.394	0.62

### SWRH2D18R

Part Number	Inductance	L Test Condition	Max. DC Resistance	Max. Rated Current
Units	μH	Hz, V	Ω	A
Symbol	L	-	DCR	I <sub>r</sub>
SWRH2D18R-2R2NT	2.2±30%	100k, 0.3V	0.041	0.85
SWRH2D18R-3R3NT	3.3±30%	100k, 0.3V	0.054	0.75
SWRH2D18R-4R7NT	4.7±30%	100k, 0.3V	0.078	0.63
SWRH2D18R-6R8NT	6.8±30%	100k, 0.3V	0.106	0.52
SWRH2D18R-100MT	10±20%	1k, 0.3V	0.180	0.43
SWRH2D18R-150MT	15±20%	1k, 0.3V	0.220	0.35
SWRH2D18R-220MT	22±20%	1k, 0.3V	0.320	0.30
SWRH2D18R-330MT	33±20%	1k, 0.3V	0.460	0.24
SWRH2D18R-470MT	47±20%	1k, 0.3V	0.660	0.20

### SWRH3D11R

Part Number	Inductance	L Test Condition	Max. DC Resistance	Max. Rated Current
Units	μH	Hz, V	Ω	A
Symbol	L	-	DCR	I <sub>r</sub>
SWRH3D11R-2R7NT	2.7±30%	100k, 0.3V	0.078	0.50
SWRH3D11R-3R3NT	3.3±30%	100k, 0.3V	0.099	0.45
SWRH3D11R-4R7NT	4.7±30%	100k, 0.3V	0.123	0.40
SWRH3D11R-6R8NT	6.8±30%	100k, 0.3V	0.180	0.34
SWRH3D11R-8R2NT	8.2±30%	100k, 0.3V	0.204	0.32

## SPECIFICATIONS

### SWRH3D11R

Part Number	Inductance	L Test Condition	Max. DC Resistance	Max. Rated Current
Units	$\mu\text{H}$	Hz, V	$\Omega$	A
Symbol	L	-	DCR	I <sub>r</sub>
SWRH3D11R-100MT	10±20%	1k, 0.3V	0.240	0.28
SWRH3D11R-120MT	12±20%	1k, 0.3V	0.276	0.25
SWRH3D11R-150MT	15±20%	1k, 0.3V	0.372	0.23
SWRH3D11R-180MT	18±20%	1k, 0.3V	0.468	0.21
SWRH3D11R-270MT	27±20%	1k, 0.3V	0.726	0.17
SWRH3D11R-330MT	33±20%	1k, 0.3V	0.822	0.15
SWRH3D11R-390MT	39±20%	1k, 0.3V	0.942	0.14

### SWRH3D14R

Part Number	Inductance	L Test Condition	Max. DC Resistance	Max. Rated Current
Units	$\mu\text{H}$	Hz, V	$\Omega$	A
Symbol	L	-	DCR	I <sub>r</sub>
SWRH3D14R-1R5NT	1.5±30%	100k, 0.3V	0.055	1.85
SWRH3D14R-1R7NT	1.7±30%	100k, 0.3V	0.063	1.85
SWRH3D14R-2R2NT	2.2±30%	100k, 0.3V	0.069	1.60
SWRH3D14R-2R7NT	2.7±30%	100k, 0.3V	0.088	1.45
SWRH3D14R-3R3NT	3.3±30%	100k, 0.3V	0.100	1.35
SWRH3D14R-3R9NT	3.9±30%	100k, 0.3V	0.135	1.15
SWRH3D14R-4R7NT	4.7±30%	100k, 0.3V	0.150	1.10
SWRH3D14R-6R8NT	6.8±30%	100k, 0.3V	0.190	1.00
SWRH3D14R-8R2NT	8.2±30%	100k, 0.3V	0.238	0.82
SWRH3D14R-100MT	10±20%	1k, 0.3V	0.262	0.75
SWRH3D14R-120MT	12±20%	1k, 0.3V	0.350	0.67
SWRH3D14R-150MT	15±20%	1k, 0.3V	0.488	0.60
SWRH3D14R-220MT	22±20%	1k, 0.3V	0.575	0.52

### SWRH3D16R

Part Number	Inductance	L Test Condition	Max. DC Resistance	Max. Rated Current
Units	$\mu\text{H}$	Hz, V	$\Omega$	A
Symbol	L	-	DCR	I <sub>r</sub>
SWRH3D16R-1R5NT	1.5±30%	100k, 0.3V	0.052	1.55
SWRH3D16R-2R2NT	2.2±30%	100k, 0.3V	0.072	1.20
SWRH3D16R-3R3NT	3.3±30%	100k, 0.3V	0.085	1.10
SWRH3D16R-4R7NT	4.7±30%	100k, 0.3V	0.105	0.90
SWRH3D16R-6R8NT	6.8±30%	100k, 0.3V	0.170	0.73
SWRH3D16R-8R2NT	8.2±30%	100k, 0.3V	0.190	0.65
SWRH3D16R-100MT	10±20%	1k, 0.3V	0.210	0.55
SWRH3D16R-150MT	15±20%	1k, 0.3V	0.295	0.45
SWRH3D16R-220MT	22±20%	1k, 0.3V	0.430	0.40
SWRH3D16R-330MT	33±20%	1k, 0.3V	0.660	0.32

## X-ON Electronics

Largest Supplier of Electrical and Electronic Components

*Click to view similar products for [Fixed Inductors](#) category:*

*Click to view products by [Sunlord](#) manufacturer:*

Other Similar products are found below :

[CR32NP-151KC](#) [CR32NP-180KC](#) [CR32NP-181KC](#) [CR32NP-1R5MC](#) [CR32NP-390KC](#) [CR32NP-3R9MC](#) [CR32NP-680KC](#) [CR32NP-820KC](#) [CR32NP-8R2MC](#) [CR43NP-390KC](#) [CR43NP-560KC](#) [CR43NP-680KC](#) [CR54NP-181KC](#) [CR54NP-470LC](#) [CR54NP-820KC](#) [CR54NP-8R5MC](#) [70F224AI](#) [MGDQ4-00004-P](#) [MHL1ECTTP18NJ](#) [MHQ1005P10NJ](#) [MHQ1005P1N0S](#) [MHQ1005P2N4S](#) [MHQ1005P3N6S](#) [MHQ1005P5N1S](#) [MHQ1005P8N2J](#) [PE-51506NL](#) [PE-53601NL](#) [PE-53602NL](#) [PE-53630NL](#) [PE-53824SNLT](#) [PE-92100NL](#) [PG0434.801NLT](#) [PG0936.113NLT](#) [9220-20](#) [9310-16](#) [PM06-2N7](#) [PM06-39NJ](#) [A01TK](#) [1206CS-471XJ](#) [HC2LP-R47-R](#) [HC2-R47-R](#) [HC3-2R2-R](#) [HCF1305-3R3-R](#) [1206CS-151XG](#) [RCH664NP-140L](#) [RCH664NP-4R7M](#) [RCH8011NP-221L](#) [RCP1317NP-332L](#) [RCP1317NP-391L](#) [RCR1010NP-470M](#)