


# Multilayer Chip Ferrite Bead – GZ-C Series

Operating temp. : -55°C ~ +125°C



## FEATURES

- ◆ Internal silver printed layers and magnetic shielded structures to minimize crosstalk
- ◆ Can be used in a wide range of frequency (from dozens of MHz to hundreds of MHz) to suppress EMI
- ◆ Smaller DC resistance and large rate current than GZ series

## APPLICATIONS

- ◆ Noise suppression for low speed signal of electric equipments such as computers and peripheral devices, smart wearable device, LCD TVs, communication equipments, OA equipments, etc.

## PRODUCT IDENTIFICATION

1	2	3	4	5	6	7
GZ	3216	D	121	C	T	F

1 Type	
GZ	Chip Ferrite Bead for General Use

2 External Dimensions (L×W) (mm)	
0603 [0201]	0.6×0.3
1005 [0402]	1.0×0.5
1608 [0603]	1.6×0.8

3 Material Code	
D, E, U	

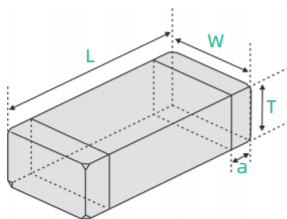
4 Nominal Impedance	
Example	Nominal Value
400	40Ω
121	120Ω
102	1000Ω

5 Feature Code	
C	

6 Packing	
T	Tape & Reel

7 Hazardous Substance Free Products	
F	

## SHAPE AND DIMENSIONS



Unit: mm [inch]

Type	L	W	T	a
GZ0603 [0201]	0.6±0.05 [.024±.002]	0.3±0.05 [.012±.002]	0.3±0.05 [.012±.002]	0.15±0.05 [.006±.002]
GZ1005 [0402]	1.0±0.15 [.039±.006]	0.5±0.15 [.020±.006]	0.5±0.15 [.020±.006]	0.25±0.1 [.010±.004]
GZ1608 [0603]	1.6±0.15 [.063±.006]	0.8±0.15 [.031±.006]	0.8±0.15 [.031±.006]	0.3±0.2 [.012±.008]

Multilayer Chip Ferrite Bead  
 Wire Wound Ferrite Bead  
 Multilayer Chip Common Mode Filter  
 Wire Wound Chip Common Mode Choke Coil for Signal Line

**SPECIFICATIONS** GZ0603-C TYPE

Part Number	Impedance	Z Test Frequency	Max. DC Resistance	Max. Rated Current	Thickness
Units	$\Omega$	MHz	$\Omega$	mA	mm [inch]
Symbol	Z	Freq.	DCR	I <sub>r</sub>	T
GZ0603D600CTF	60±25%	100	0.3	200	0.3±0.05 [.012±.002]
GZ0603D800CTF	80±25%	100	0.4	200	
GZ0603D121CTF	120±25%	100	0.5	200	
GZ0603D241CTF	240±25%	100	0.8	200	
GZ0603D601CTF	600±25%	100	1.5	200	
GZ0603D102CTF	1000±25%	100	2.0	100	

## GZ1005-C TYPE

Part Number	Impedance	Z Test Frequency	Max. DC Resistance	Max. Rated Current	Thickness
Units	$\Omega$	MHz	$\Omega$	mA	mm [inch]
Symbol	Z	Freq.	DCR	I <sub>r</sub>	T
GZ1005D400CTF	40±25%	100	0.12	550	0.5±0.15 [.020±.006]
GZ1005D800CTF	80±25%	100	0.16	450	
GZ1005D121CTF	120±25%	100	0.18	400	
GZ1005D241CTF	240±25%	100	0.30	300	
GZ1005D301CTF	300±25%	100	0.38	250	
GZ1005D421CTF	420±25%	100	0.45	250	
GZ1005D471CTF	470±25%	100	0.45	250	
GZ1005D501CTF	500±25%	100	0.50	250	
GZ1005D601CTF	600±25%	100	0.50	250	
GZ1005D751CTF	750±25%	100	0.65	150	
GZ1005D102CTF	1000±25%	100	0.70	150	
GZ1005D152CTF	1500±25%	100	1.15	100	
GZ1005E800CTF	80±25%	100	0.2	500	
GZ1005E121CTF	120±25%	100	0.25	500	
GZ1005E241CTF	240±25%	100	0.40	400	
GZ1005E601CTF	600±25%	100	0.60	300	
GZ1005U100CTF	0~15	100	0.03	1000	
GZ1005U300CTF	30±25%	100	0.06	700	
GZ1005U700CTF	70±25%	100	0.10	700	
GZ1005U121CTF	120±25%	100	0.20	500	
GZ1005U221CTF	220±25%	100	0.30	400	
GZ1005U301CTF	300±25%	100	0.50	300	
GZ1005U421CTF	420±25%	100	0.52	300	
GZ1005U601CTF	600±25%	100	0.55	300	
GZ1005U102CTF	1000±25%	100	0.58	300	

## GZ1608-C TYPE

Part Number	Impedance	Z Test Frequency	Max. DC Resistance	Max. Rated Current	Thickness
Units	$\Omega$	MHz	$\Omega$	mA	mm [inch]
Symbol	Z	Freq.	DCR	I <sub>r</sub>	T
GZ1608D121CTF	120±25%	100	0.20	500	0.8±0.15 [.031±.006]
GZ1608D241CTF	240±25%	100	0.30	500	
GZ1608D301CTF	300±25%	100	0.35	500	
GZ1608D471CTF	470±25%	100	0.40	500	
GZ1608D601CTF	600±25%	100	0.40	500	

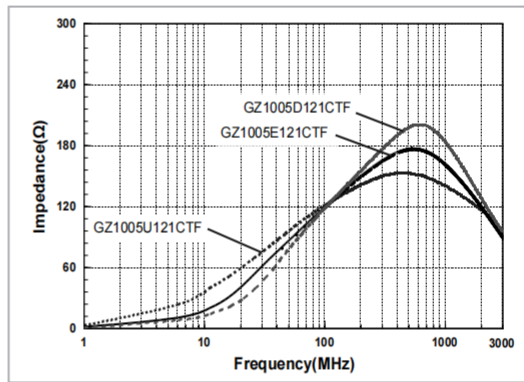
**SPECIFICATIONS** GZ1608-C TYPE

Part Number	Impedance	Z Test Frequency	Max. DC Resistance	Max. Rated Current	Thickness
Units	$\Omega$	MHz	$\Omega$	mA	mm [inch]
Symbol	Z	Freq.	DCR	I <sub>r</sub>	T
GZ1608D102CTF	1000±25%	100	0.50	400	0.8±0.15 [.031±.006]
GZ1608D152CTF	1500±25%	100	0.60	300	
GZ1608E121CTF	120±25%	100	0.20	500	
GZ1608E102CTF	1000±25%	100	0.50	400	
GZ1608U600CTF	60±25%	100	0.10	800	
GZ1608U800CTF	80±25%	100	0.10	600	
GZ1608U121CTF	120±25%	100	0.18	500	
GZ1608U151CTF	150±25%	100	0.25	500	
GZ1608U221CTF	220±25%	100	0.25	500	
GZ1608U301CTF	300±25%	100	0.25	500	
GZ1608U471CTF	470±25%	100	0.35	500	
GZ1608U601CTF	600±25%	100	0.38	500	
GZ1608U102CTF	1000±25%	100	0.50	400	

※: Products with other electrical characteristics can be provided upon customer's request. Please contact your local sales.

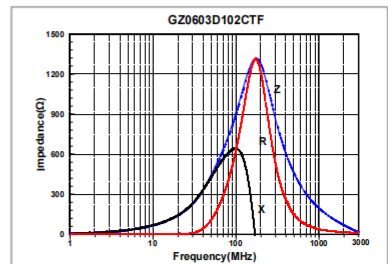
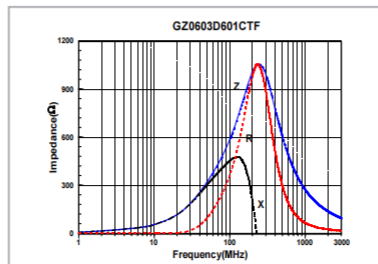
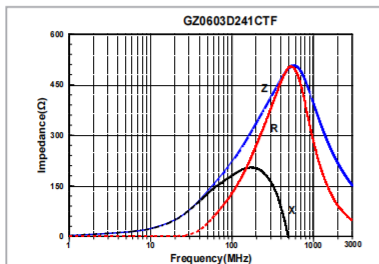
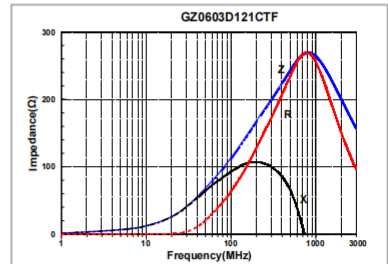
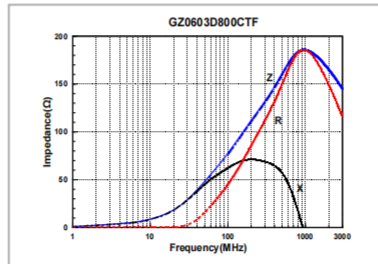
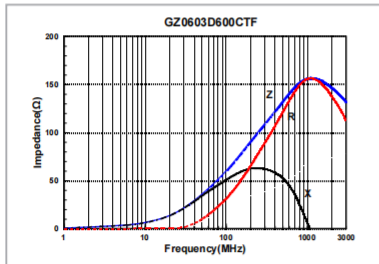
**TYPICAL ELECTRICAL CHARACTERISTICS**

D, E, U Material Comparison



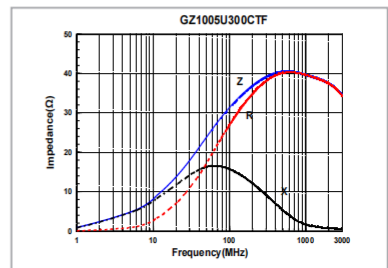
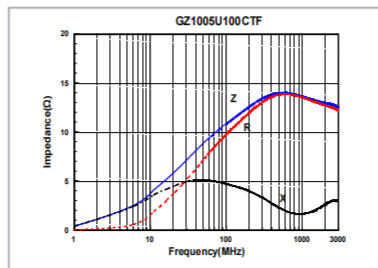
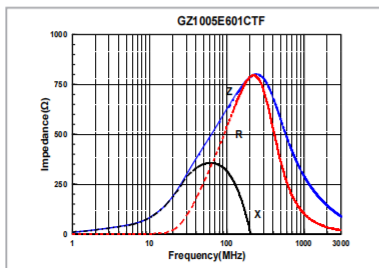
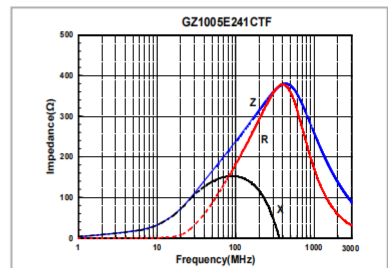
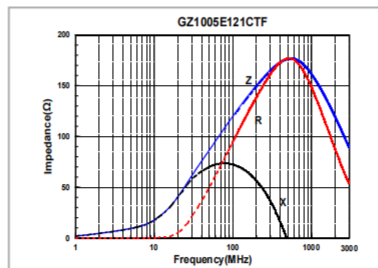
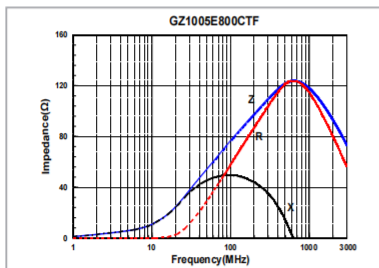
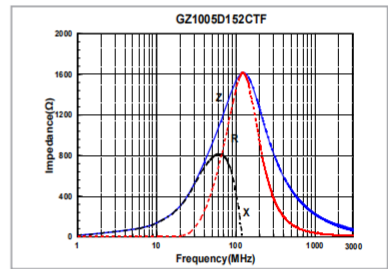
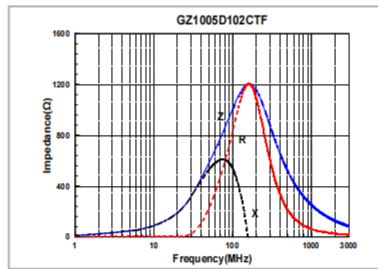
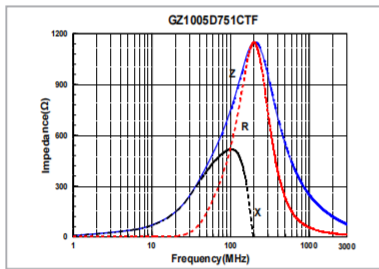
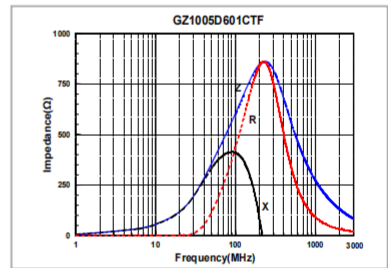
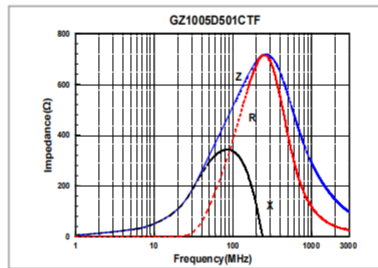
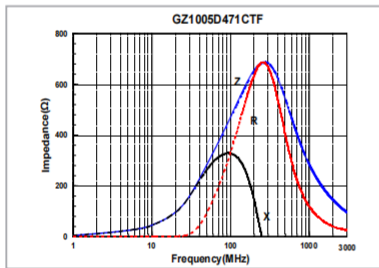
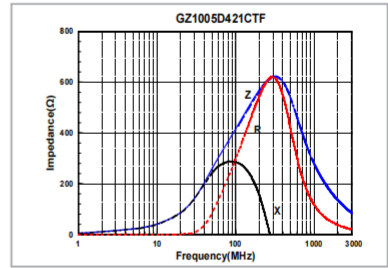
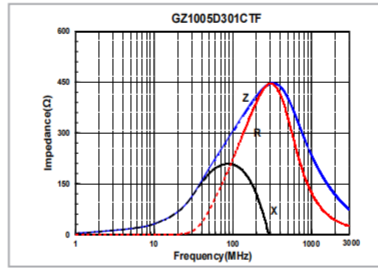
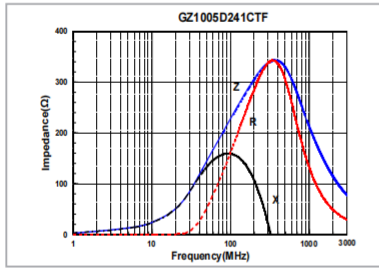
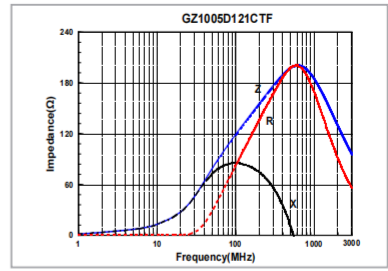
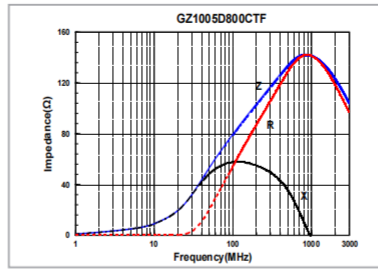
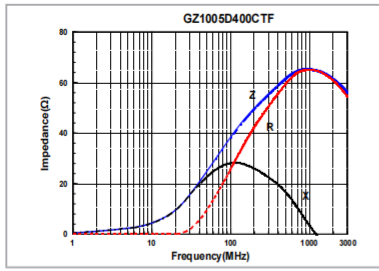
**DETAIL ELECTRICAL CHARACTERISTICS**

GZ0603-C TYPE



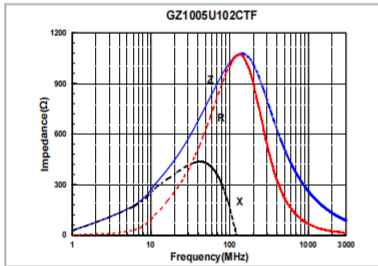
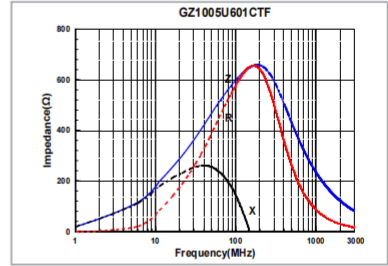
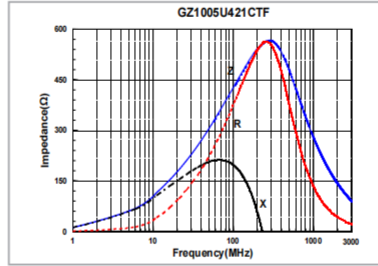
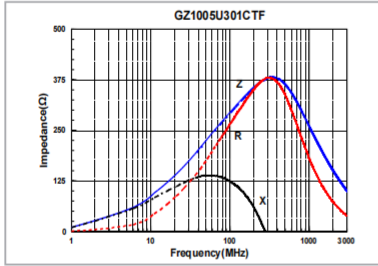
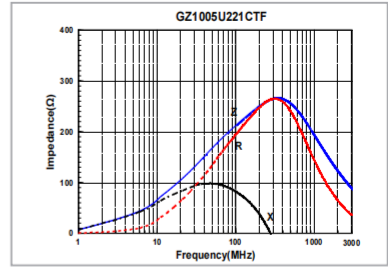
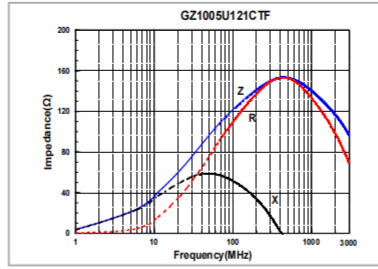
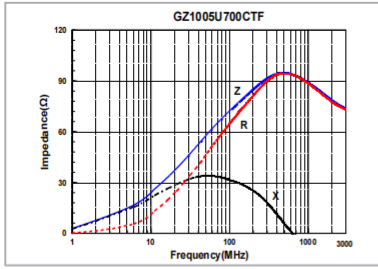
**DETAIL ELECTRICAL CHARACTERISTICS**

**GZ1005-C TYPE**

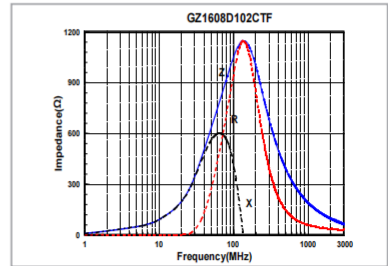
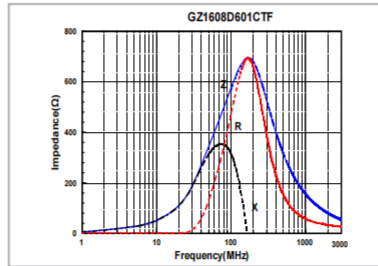
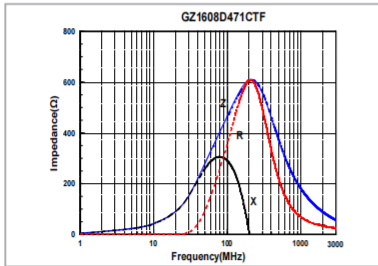
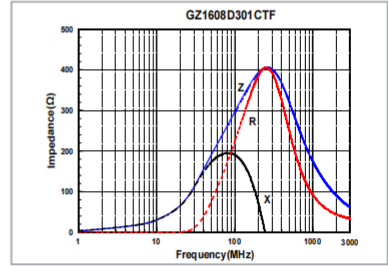
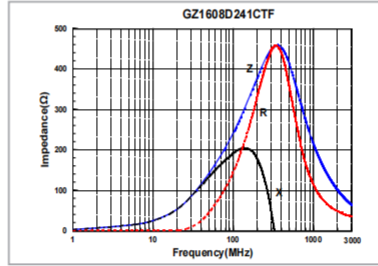
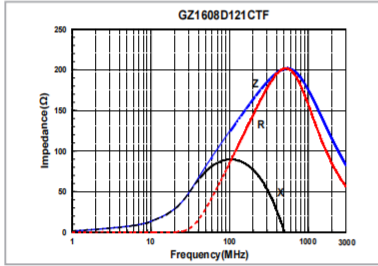


**DETAIL ELECTRICAL CHARACTERISTICS**

**GZ1005-C TYPE**

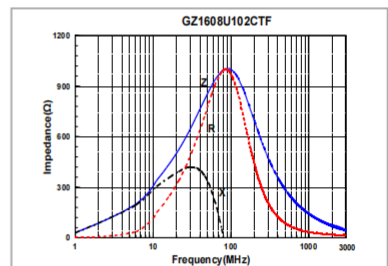
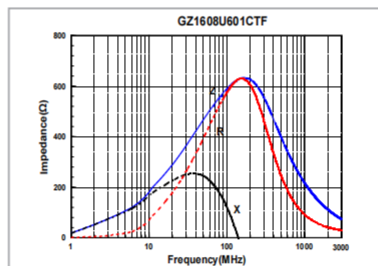
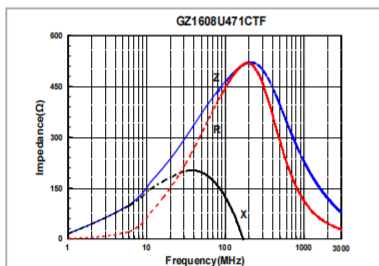
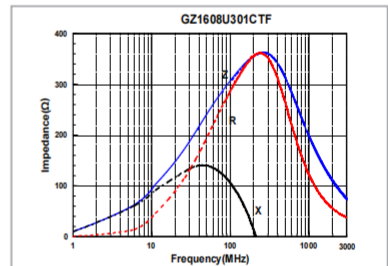
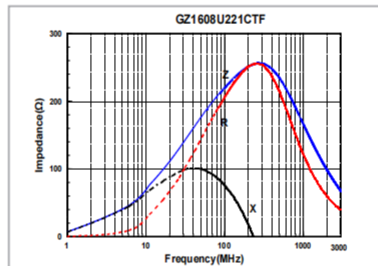
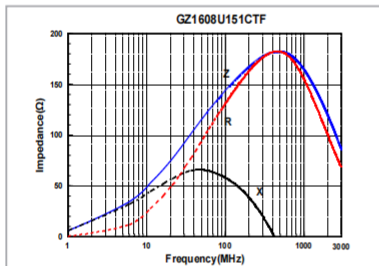
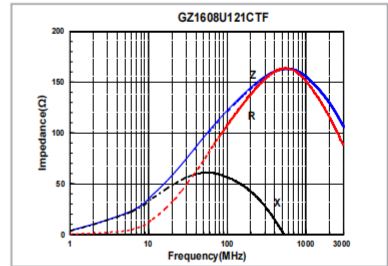
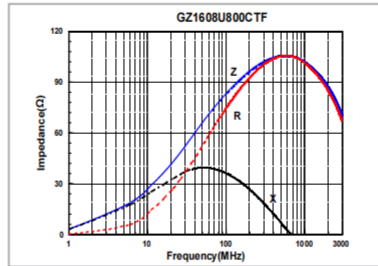
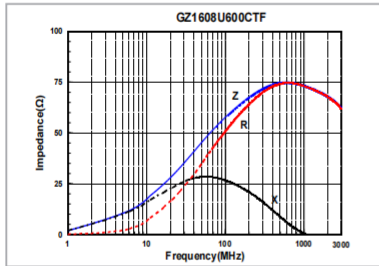
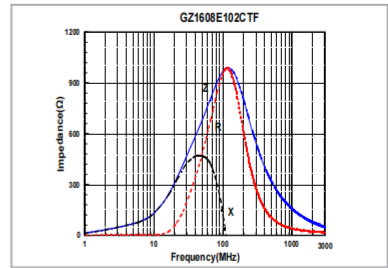
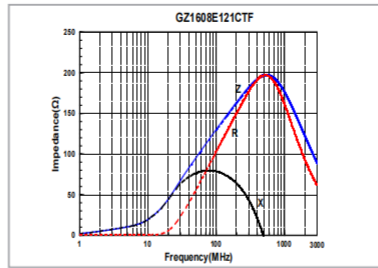
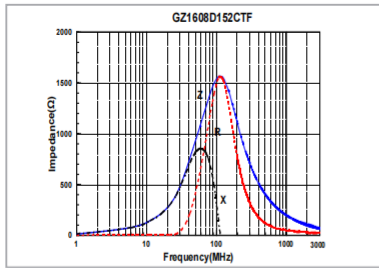


**GZ1608-C TYPE**



**DETAIL ELECTRICAL  
CHARACTERISTICS**

**GZ1608-C TYPE**



## X-ON Electronics

Largest Supplier of Electrical and Electronic Components

*Click to view similar products for [Ferrite Beads](#) category:*

*Click to view products by [Sunlord](#) manufacturer:*

Other Similar products are found below :

[CZB1JGTTD152P](#) [CZB2AFTTD800P](#) [CZB2AGTTD121P](#) [PE-0402FB121ST](#) [AB 3X2X3SM](#) [DER0705-2.2](#) [NCB0603R301TR050F](#)  
[NCB0805A320TR050F](#) [NCB-H1206B680TR300F](#) [CZB1JGTTD221P](#) [CZB1JGTTD600P](#) [CZB2AGTTD301P](#) [CZB2BFTTE301P](#)  
[CZB2BFTTE601P](#) [4221R-1](#) [EMI0805R-600](#) [SBY100505T-100Y-N](#) [NCB-GH0402D121TR060F](#) [NCB0402P301TR005F](#)  
[NCB0603R152TR030F](#) [NCB0805A121TR050F](#) [NCB0805A301TR070F](#) [NCB3312K900TR500F](#) [NCB-H0805A221TR300F](#)  
[NCB0402P221TR030F](#) [NCB0805A102TR040F](#) [NCB1806E151TR020F](#) [NCB-H0402P100TR200F](#) [NCB-H0603R121TR300F](#) [NCB-](#)  
[H0805A220TR600F](#) [NCB-H1206B601TR200F](#) [CZB1JGTTD202P](#) [CBH160808W221T](#) [WLBD1005HCU330TL](#) [WLBD2012HCU121TH](#)  
[WLBD2012HCU221TH](#) [WQBD1608HCU121TH](#) [WLBD1608K2U252TB](#) [VLU0810-102KBC12](#) [WLBD1608K2U800TP](#) [BMB2A0080AN4](#)  
[SZ1608F470TF](#) [FBSHC0805-331-302R](#) [HFJ100505T-601Y-N](#) [HFY100505T-221Y-N](#) [PBY201209T-110Y-N](#) [SBY060303T-121Y-N](#)  
[BBPY00160808301Y00](#) [SBY100505T-750Y-N](#) [BBPY00100505102Y00](#)