


Multilayer Chip Ferrite Bead – SZ-C Series

Operating Temp. : -55°C~+125°C



FEATURES

- Internal silver printed layers and magnetic shielded structures to minimize crosstalk
- It has sharp impedance characteristics at desirable frequency and does not affect the signal frequency
- Smaller DC resistance and larger rate current than SZ series

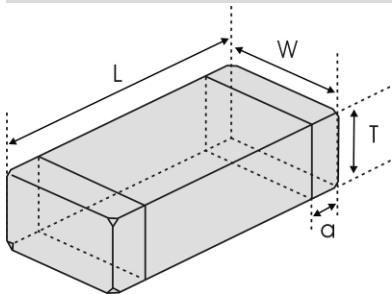
APPLICATIONS

- Noise suppression for high speed signal of electric equipments such as computers and peripheral devices, DVD cameras, LCD TVs, communication equipments, OA equipments, etc.

PRODUCT IDENTIFICATION

<u>SZ</u> ①	<u>1608</u> ②	<u>G</u> ③	<u>121</u> ④	<u>C</u> ⑤	<u>T</u> ⑥	<u>F</u> ⑦																			
①	②	③	④	⑤	⑥	⑦																			
<table border="1"> <tr><td>Type</td></tr> <tr><td>SZ Chip Ferrite Bead For High Speed</td></tr> </table>	Type	SZ Chip Ferrite Bead For High Speed	<table border="1"> <tr><td>Material Code</td></tr> <tr><td>G, K</td></tr> </table>	Material Code	G, K	<table border="1"> <tr><td>Feature Code</td></tr> <tr><td>C</td></tr> </table>	Feature Code	C	<table border="1"> <tr><td>Nominal Impedance</td></tr> <tr><td>Example</td><td>Nominal Value</td></tr> <tr><td>600</td><td>60Ω</td></tr> <tr><td>121</td><td>120Ω</td></tr> </table>	Nominal Impedance	Example	Nominal Value	600	60Ω	121	120Ω	<table border="1"> <tr><td>Packing</td></tr> <tr><td>T</td><td>Tape & Reel</td></tr> </table>	Packing	T	Tape & Reel	<table border="1"> <tr><td>Hazardous Substance</td></tr> <tr><td>Free Products</td></tr> <tr><td>F</td></tr> </table>	Hazardous Substance	Free Products	F	
Type																									
SZ Chip Ferrite Bead For High Speed																									
Material Code																									
G, K																									
Feature Code																									
C																									
Nominal Impedance																									
Example	Nominal Value																								
600	60Ω																								
121	120Ω																								
Packing																									
T	Tape & Reel																								
Hazardous Substance																									
Free Products																									
F																									
<table border="1"> <tr><td>External Dimensions (LxW) (mm)</td></tr> <tr><td>1005 [0402]</td><td>1.0x0.5</td></tr> <tr><td>1608 [0603]</td><td>1.6x0.8</td></tr> </table>	External Dimensions (LxW) (mm)	1005 [0402]	1.0x0.5	1608 [0603]	1.6x0.8																				
External Dimensions (LxW) (mm)																									
1005 [0402]	1.0x0.5																								
1608 [0603]	1.6x0.8																								

SHAPE AND DIMENSIONS



Unit: mm [inch]

Type	L	W	T	a
SZ1005 [0402]	1.0±0.15 [.039±.006]	0.5±0.15 [.020±.006]	0.5±0.15 [.020±.006]	0.25±0.1 [.010±.004]
SZ1608 [0603]	1.6±0.15 [.063±.006]	0.8±0.15 [.031±.006]	0.8±0.15 [.031±.006]	0.3±0.2 [.012±.008]

SPECIFICATIONS

SZ1005-C TYPE

Part Number	Impedance	Z Test Frequency	Max. DC Resistance	Max. Rated Current	Thickness
Units	Ω	MHz	Ω	mA	mm [inch]
Symbol	Z	Freq.	DCR	I _r	T
SZ1005G050CTF	0~15	100	0.08	500	0.5±0.15 [.020±.006]
SZ1005G221CTF	220±25%	100	0.60	250	
SZ1005K750CTF	75±25%	100	0.20	600	
SZ1005K121CTF	120±25%	100	0.30	400	
SZ1005K221CTF	220±25%	100	0.40	300	
SZ1005K301CTF	300±25%	100	0.55	300	
SZ1005K471CTF	470±25%	100	0.60	200	
SZ1005K601CTF	600±25%	100	0.65	200	
SZ1005K102CTF	1000±25%	100	0.90	200	
SZ1005K152CTF	1500±25%	100	1.20	100	
SZ1005K182CTF	1800±25%	100	1.40	100	

SPECIFICATIONS

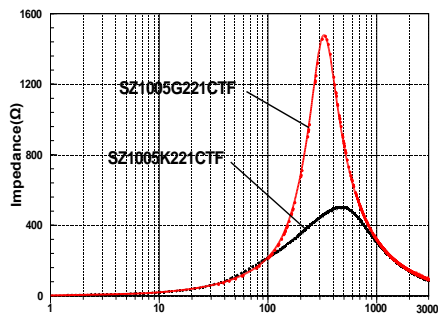
SZ1608-C TYPE

Part Number	Impedance	Z Test Frequency	Max. DC Resistance	Max. Rated Current	Thickness
Units	Ω	MHz	Ω	mA	mm [inch]
Symbol	Z	Freq.	DCR	I _r	T
SZ1608G600CTF	60±25%	100	0.25	800	0.8±0.15 [.031±.006]
SZ1608G121CTF	120±25%	100	0.30	700	
SZ1608G221CTF	220±25%	100	0.45	600	
SZ1608G331CTF	330±25%	100	0.58	550	
SZ1608K601CTF	600±25%	100	0.60	300	
SZ1608K102CTF	1000±25%	100	0.70	250	
SZ1608K152CTF	1500±25%	100	0.75	250	
SZ1608K182CTF	1800±25%	100	0.85	200	
SZ1608K222CTF	2200±25%	100	0.90	200	
SZ1608K252CTF	2500±25%	100	1.00	200	

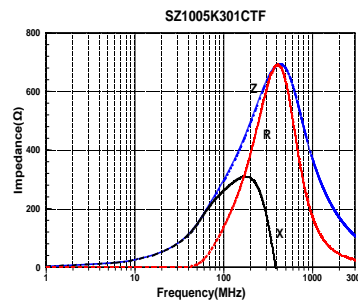
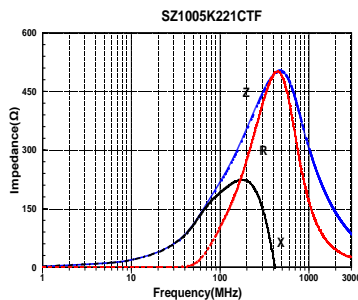
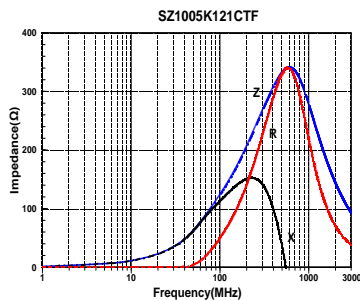
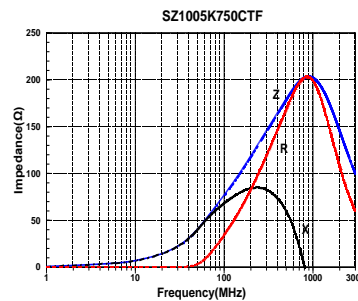
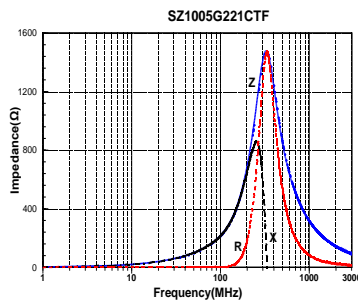
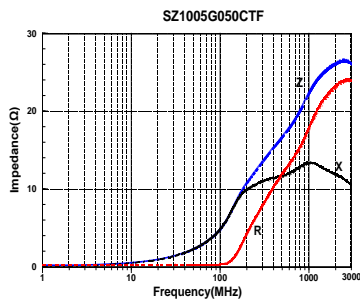
※: Products with other electrical characteristics can be provided upon customer's request. Please contact your local sales.

TYPICAL ELECTRICAL CHARACTERISTICS

G, K Material Comparison

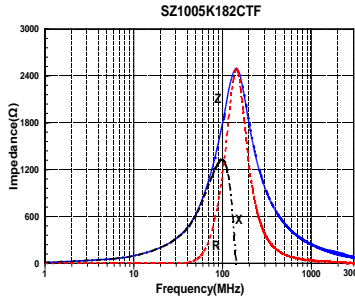
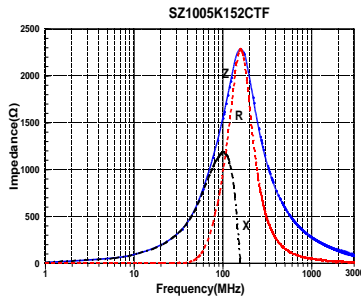
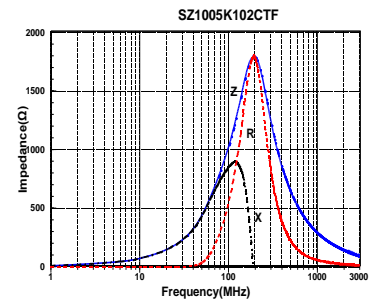
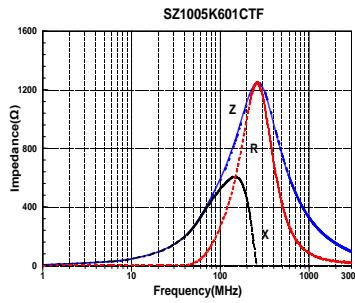
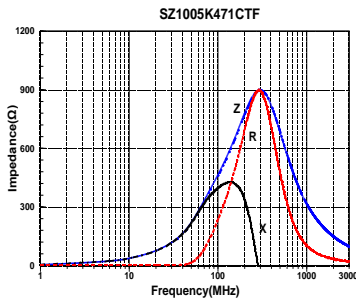


SZ1005-C TYPE

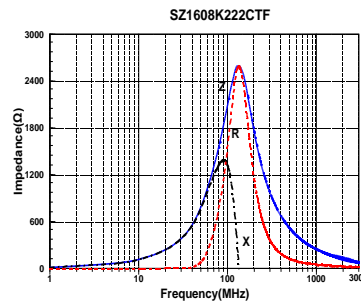
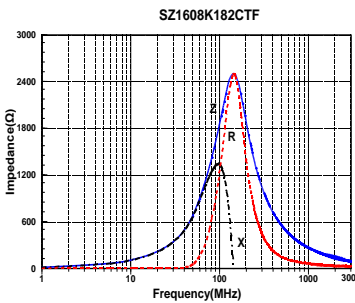
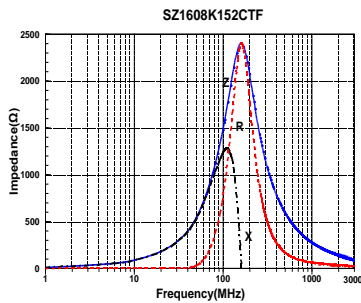
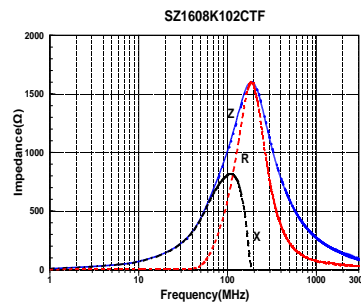
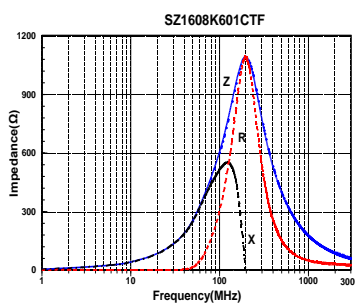
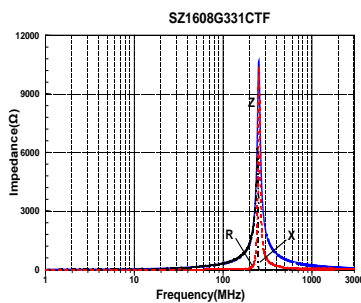
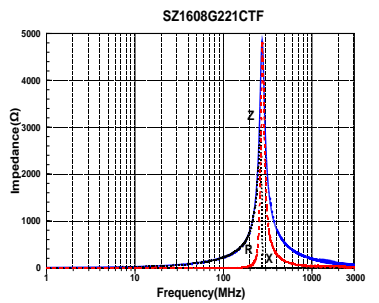
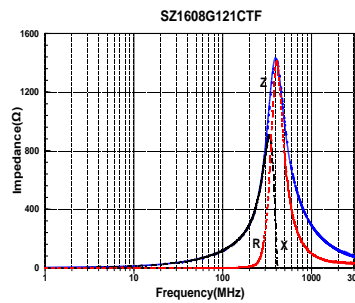
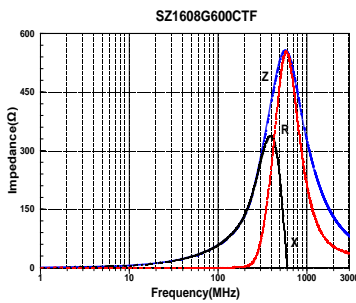


DETAIL ELECTRICAL CHARACTERISTICS

SZ1005-C TYPE

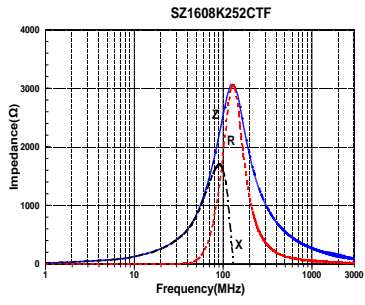


SZ1608-C TYPE



DETAIL ELECTRICAL CHARACTERISTICS

SZ1608-C TYPE



X-ON Electronics

Largest Supplier of Electrical and Electronic Components

Click to view similar products for [Ferrite Beads](#) category:

Click to view products by [Sunlord](#) manufacturer:

Other Similar products are found below :

[CZB1EGTTP700P](#) [CZB1JGTTD152P](#) [CZB1JGTTD601P](#) [CZB2AFTTD800P](#) [CZB2AGTTD121P](#) [CZB2AGTTD601P](#) [CZB2BFTTE600P](#)
[PE-0402FB121ST](#) [NCB0603R301TR050F](#) [NCB0805A320TR050F](#) [NCB-H1206B680TR300F](#) [SMB2.5-1TR](#) [SMB2.5R-2](#) [CZB1EGTTP121P](#)
[CZB1JGTTD102P](#) [CZB1JGTTD121P](#) [CZB1JGTTD221P](#) [CZB2AGTTD301P](#) [CZB2BFTTE301P](#) [CZB2BFTTE601P](#) [4221R-1](#) [4221R-2](#)
[432703041971](#) [EMI0805R-2000](#) [EMI0805R-600](#) [SBY100505T-100Y-N](#) [NCB-GH0402D121TR060F](#) [NCB-H1812D125TR150F](#)
[CZB2AGTTD102P](#) [NCB0402P301TR005F](#) [NCB0603R152TR030F](#) [NCB0805A121TR050F](#) [NCB3312K900TR500F](#) [NCB-](#)
[H0805A102TR150F](#) [NCB-H0805A221TR300F](#) [NCB-H1806E181TR300F](#) [NCB0402P300TR030F](#) [NCB0805A102TR040F](#)
[NCB1806E151TR020F](#) [NCB-H0603R121TR300F](#) [NCB-H0805A220TR600F](#) [NCB-H0805A390TR400F](#) [NCB-H1206B121TR300F](#) [NCB-](#)
[H1206B601TR200F](#) [CIM21J252NE](#) [EMI0805R-220](#) [74279250](#) [7427924](#) [CZB1JGTTD202P](#) [ABUPDE160808121Y00](#)