


# Multilayer Chip Ferrite Bead – UPZ Series

Operating Temp. : -55°C~+125°C



## FEATURES

- Internal silver printed layers and magnetic shielded structures to minimize crosstalk
- Monolithic structure for excellent reliability
- Smaller DC resistance and larger allowable current than PZ series
- Can be used in a wide range of frequency to suppress EMI

## APPLICATIONS

- Noise suppression for power lines or large current signal lines of electric equipments, Such as communication equipments, computers, A/V equipments, auto electronics, and etc

## PRODUCT IDENTIFICATION

**UPZ**

**1608**

**E**

**221**

**-2R2**

**T**

**F**

①

②

③

④

⑤

⑥

⑦

①

Type	
UPZ	Chip Ferrite Bead For Ultra Large Current

②

External Dimensions (L×W) (mm)	
1005 [0402]	1.0×0.5
1608 [0603]	1.65×0.8
2012 [0805]	2.0×1.25

③

Material Code	
G, D, E, U	

④

Nominal Impedance	
Example	Nominal Value
300	30Ω
221	220Ω
102	1000Ω

⑤

Rated Current	
1R5	1.5A
2R2	2.2A

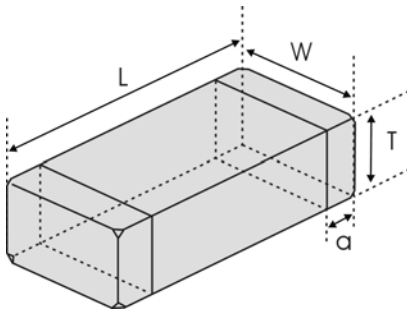
⑥

Packing	
T	Tape & Reel

⑦

Hazardous Substance Free Products	
F	

## SHAPE AND DIMENSIONS



Unit: mm [inch]

Type	L	W	T	a
UPZ1005 [0402]	1.0±0.15 [.039±.006]	0.5±0.15 [.020±.006]	0.5±0.15 [.020±.006]	0.25±0.1 [.010±.004]
UPZ1608 [0603]	1.65±0.15 [.065±.006]	0.8±0.15 [.031±.006]	0.8±0.15 [.031±.006]	0.3±0.2 [.012±.008]
UPZ2012 [0805]	2.0 (+0.3, -0.1) [.079 (+.012, -.004)]	1.25±0.2 [.049±.008]	0.85±0.2 [.033±.008]	0.5±0.3 [.020±.012]

## SPECIFICATIONS

### UPZ1005 TYPE

Part Number	Impedance	Z Test Frequency	Max. DC Resistance	Max. Rated Current	Thickness
Units	$\Omega$	MHz	m $\Omega$	mA	mm [inch]
Symbol	Z	Freq.	DCR	I <sub>r</sub>	T
UPZ1005D100-2R0TF	0~30	100	45	2000	0.5±0.15 [.020±.006]
UPZ1005D300-1R7TF	30±25%	100	50	1700	
UPZ1005D300-2R2TF	30±25%	100	35	2200	
UPZ1005D600-1R5TF	60±25%	100	75	1500	
UPZ1005D800-1R5TF	80±25%	100	70	1500	
UPZ1005D121-1R3TF	120±25%	100	90	1300	
UPZ1005D221-R90TF	220±25%	100	160	900	

### UPZ1608 TYPE

Part Number	Impedance	Z Test Frequency	Max. DC Resistance	Max. Rated Current	Thickness
Units	$\Omega$	MHz	m $\Omega$	mA	mm [inch]
Symbol	Z	Freq.	DCR	I <sub>r</sub>	T
UPZ1608G300-1R8TF	30±25%	100	60	1800	0.8±0.15 [.031±.006]
UPZ1608G600-1R2TF	60±25%	100	100	1200	
UPZ1608G101-1R0TF	100±25%	100	150	1000	
UPZ1608U220-6R0TF	22±25%	100	10	6000	
UPZ1608U280-6R0TF	28±25%	100	10	6000	
UPZ1608U700-4R0TF	70±25%	100	20	4000	
UPZ1608U221-2R2TF	220±25%	100	50	2200	
UPZ1608U331-1R5TF	330±25%	100	70	1500	
UPZ1608U391-1R5TF	390±25%	100	120	1500	
UPZ1608U471-1R5TF	470±25%	100	120	1500	
UPZ1608U601-1R3TF	600±25%	100	150	1300	
UPZ1608E300-5R0TF	30±25%	100	10	5000	
UPZ1608E600-3R5TF	60±25%	100	20	3500	
UPZ1608E101-3R0TF	100±25%	100	30	3000	
UPZ1608E181-2R2TF	180±25%	100	50	2200	
UPZ1608E221-2R2TF	220±25%	100	50	2200	
UPZ1608E331-1R7TF	330±25%	100	80	1700	
UPZ1608E601-1R0TF	600±25%	100	150	1000	
UPZ1608W260-6R0TF	26±25%	100	7	6000	

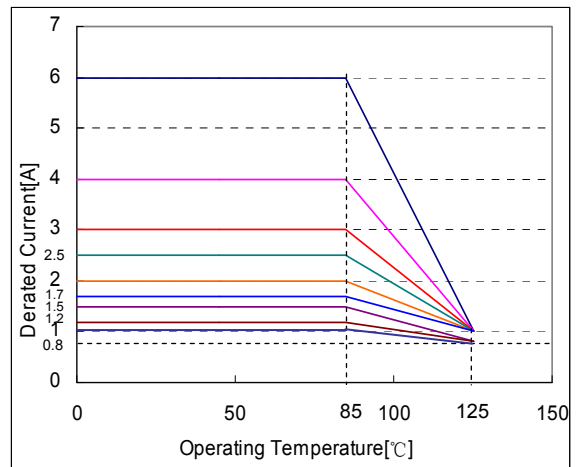
### UPZ2012 TYPE

Part Number	Impedance	Z Test Frequency	Max. DC Resistance	Max. Rated Current	Thickness
Units	$\Omega$	MHz	m $\Omega$	mA	mm [inch]
Symbol	Z	Freq.	DCR	I <sub>r</sub>	T
UPZ2012D220-6R0TF	22±25%	100	10	6000	0.85±0.2 [.033±.008]
UPZ2012D800-4R0TF	80±25%	100	20	4000	
UPZ2012U220-6R0TF	22±25%	100	10	6000	
UPZ2012U300-6R0TF	30±25%	100	10	6000	
UPZ2012U600-4R0TF	60±25%	100	20	4000	
UPZ2012U221-3R0TF	220±25%	100	40	3000	
UPZ2012E300-6R0TF	30±25%	100	10	6000	
UPZ2012E121-4R0TF	120±25%	100	20	4000	
UPZ2012E221-3R0TF	220±25%	100	40	3000	
UPZ2012E331-2R5TF	330±25%	100	50	2500	
UPZ2012E601-2R0TF	600±25%	100	90	2000	
UPZ2012E102-1R5TF	1000±25%	100	120	1500	

## DETAIL ELECTRICAL CHARACTERISTICS

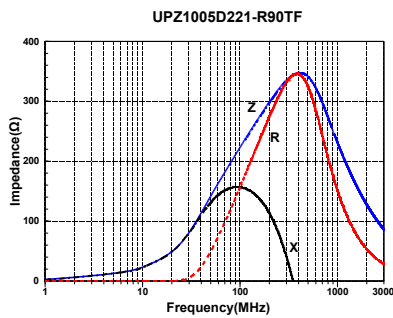
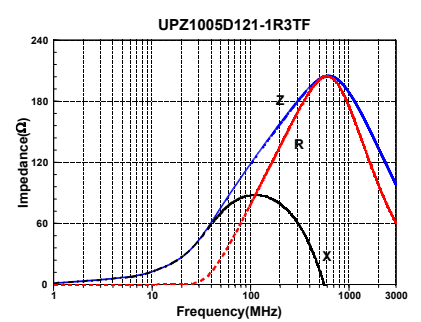
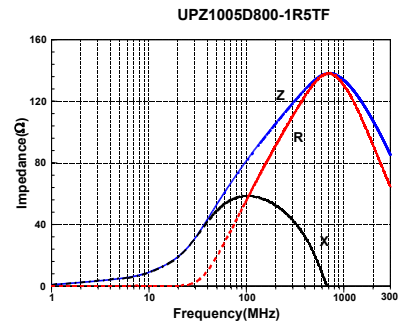
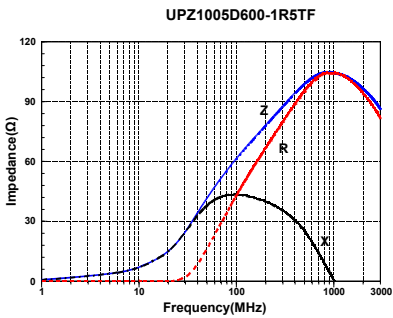
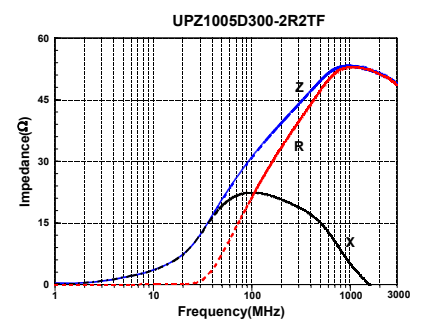
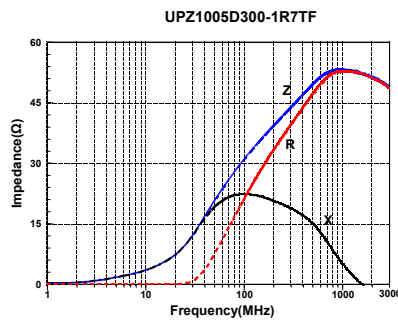
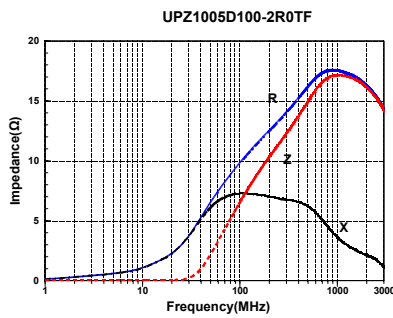
### Rated Current

When operating temperatures exceed +85°C, derating of current is necessary for chip ferrite beads for which rated current is 1000mA and over. Please apply the derating curve shown in chart according to the operating temperature.



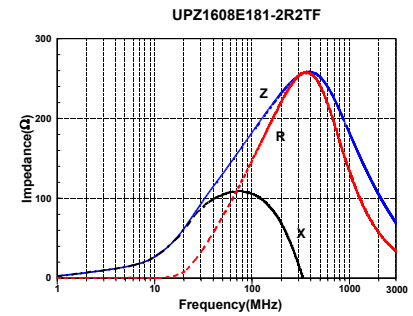
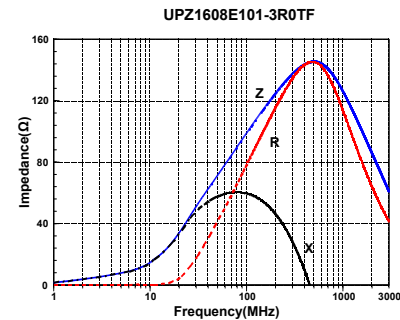
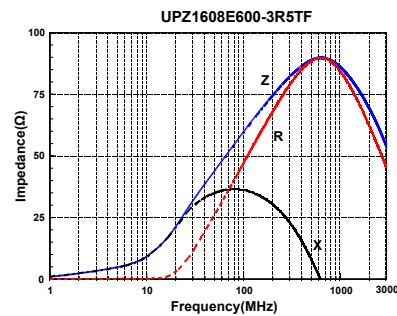
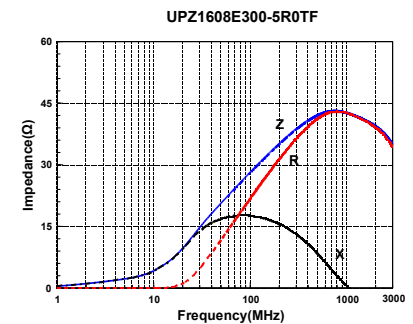
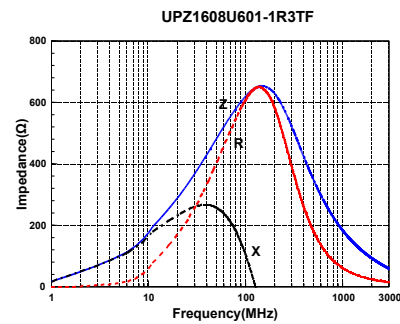
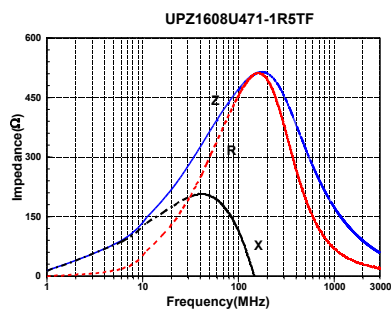
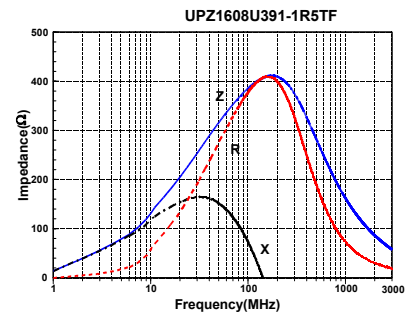
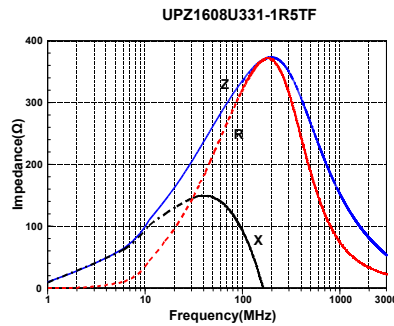
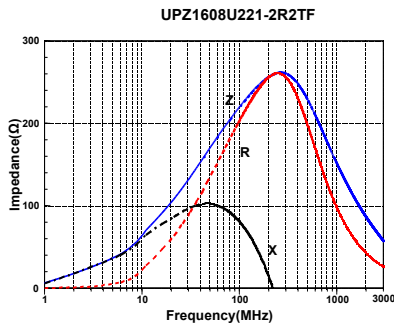
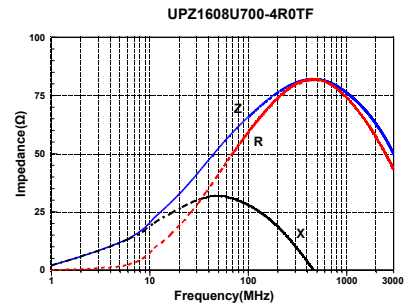
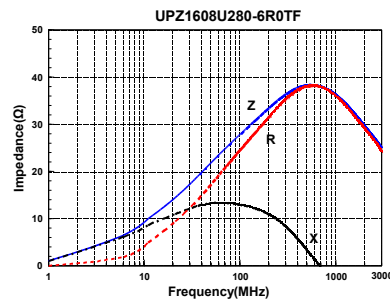
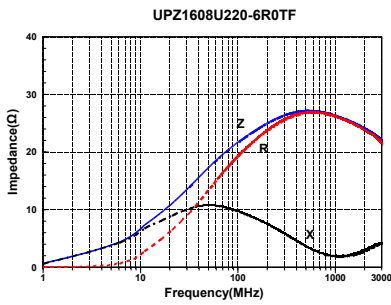
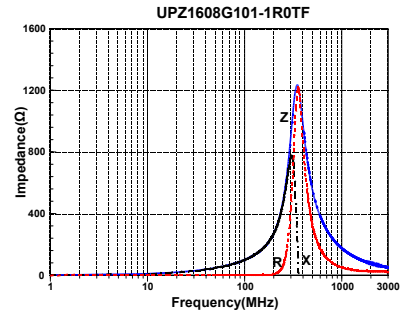
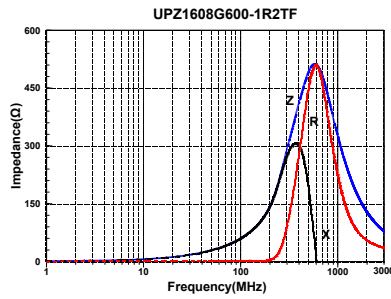
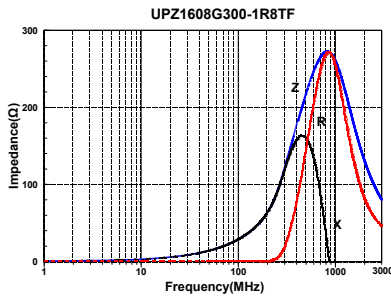
## DETAIL ELECTRICAL CHARACTERISTICS

### UPZ1005 Series



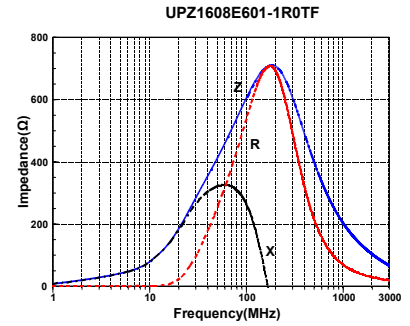
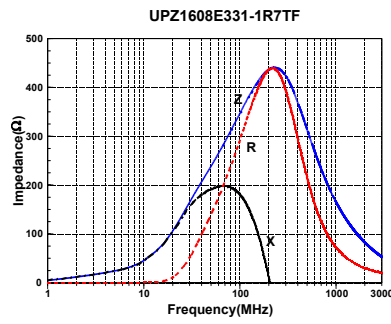
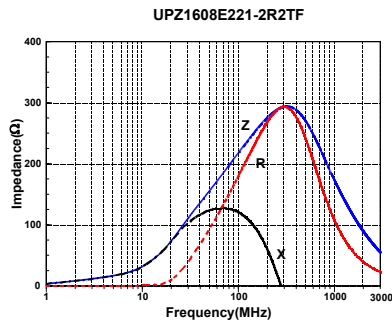
# DETAIL ELECTRICAL CHARACTERISTICS

## UPZ1608 TYPE

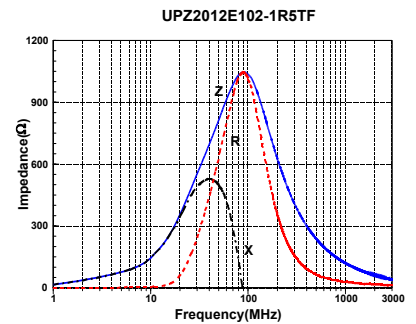
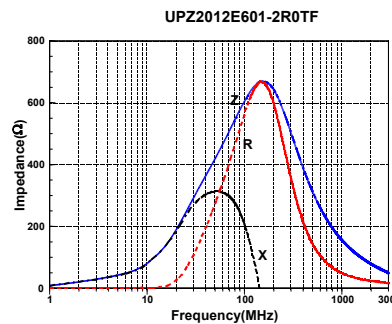
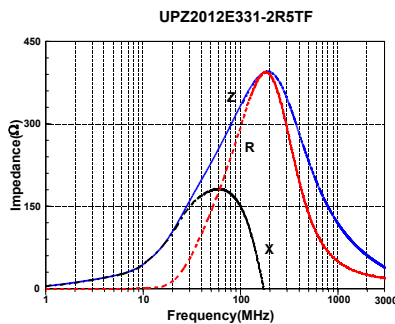
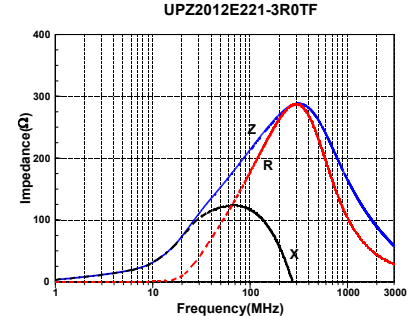
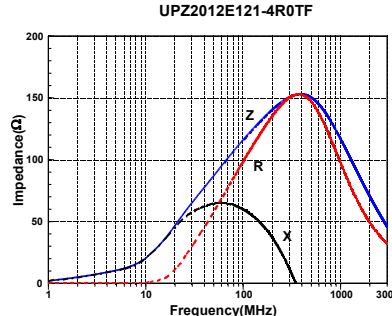
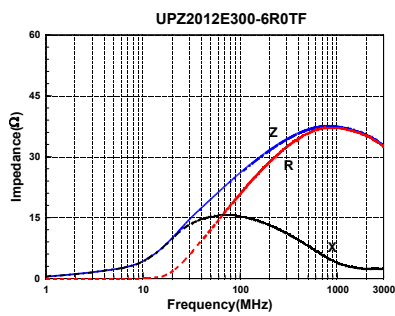
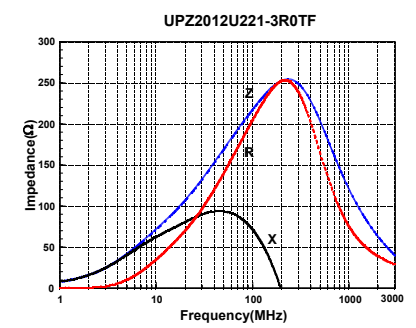
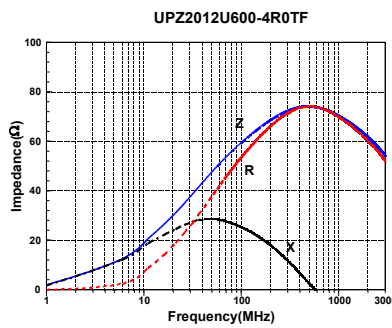
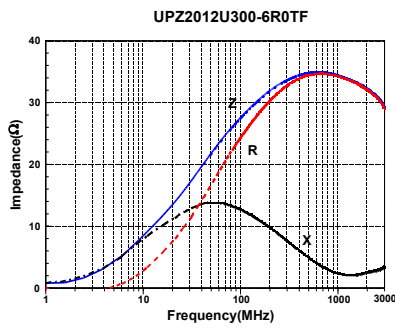
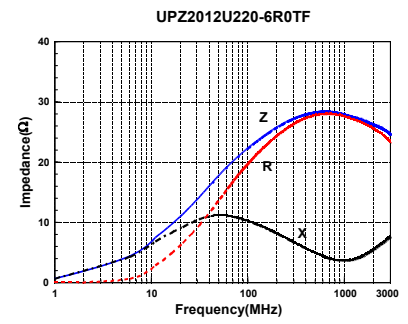
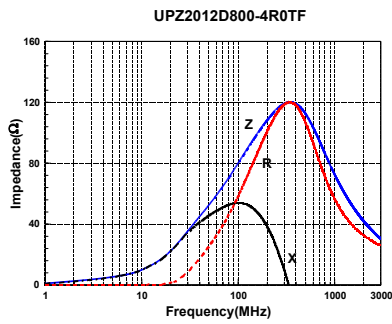
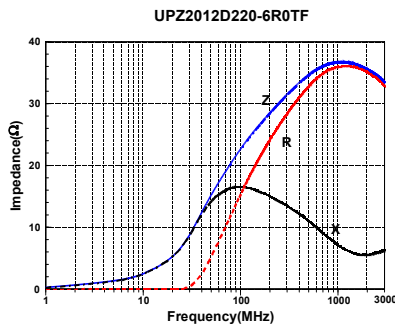


# DETAIL ELECTRICAL CHARACTERISTICS

## UPZ1608 TYPE



## UPZ2012 TYPE



## X-ON Electronics

Largest Supplier of Electrical and Electronic Components

*Click to view similar products for [Ferrite Beads](#) category:*

*Click to view products by [Sunlord](#) manufacturer:*

Other Similar products are found below :

[2943778301](#) [BMB1J0120BN3JIT](#) [82350120560](#) [0261014605](#) [2643066902](#) [3061000011](#) [2673045901](#) [2643083601](#) [2643074901](#) [4361142521](#)  
[4078078621](#) [4078044821](#) [4078033621](#) [CZB2BFTTE121P](#) [BMB2A0120AN2](#) [BMB1J0200BN3JIT](#) [EMI0805R-220](#) [74279250](#) [7427924](#)  
[CZB1JGTTD202P](#) [MAF0603GWY551AT000](#) [MAF1005GWZ102AT000](#) [BLM18HE152SH1D](#) [2944778302](#) [BLM02PX600SN1D](#) [SMB2.5-1](#)  
[EMI1206R-600](#) [BLM02KX180SN1D](#) [BLM02BC100SN1D](#) [BLM02KX100SN1D](#) [BLM02BB101SN1D](#) [BLM02BC220SN1D](#)  
[BLE32PN260SH1L](#) [BLE32PN260SN1L](#) [BLE32PN260SZ1L](#) [74275013](#) [7427503](#) [BLM18HE601SH1D](#) [BLM15BD152SN1D](#)  
[BLM15BD152SZ1D](#) [BLE18PS080SZ1D](#) [BLM21PG221BH1D](#) [WLBD1005HCU330TL](#) [BLM21AG471BH1D](#) [BLE18PS080BH1D](#)  
[BLM21AG331BH1D](#) [BLM21PG300BH1D](#) [BLM21PG600BH1D](#) [BLM03HB401SZ1D](#) [BLM03HB401SN1D](#)