

Wire Wound SMD Power Inductors – WPN Series

Operating Temp. : -40°C~+125°C (Including self-heating)



FEATURES

- Fe base metal material core provides large saturation current
- Metallization on ferrite core results in excellent shock resistance and damage-free durability
- Closed magnetic circuit design reduces leakage flux and Electro Magnetic Interference (EMI)
- Low DCR decreases power loss, small and slim take up less PCB real estate
- Automatic production ensures high quality and consistency

APPLICATIONS

- Smart phone
- Blue-ray disc recorders, set top box
- Notebooks, desktop computers, servers
- Portable gaming devices, personal navigation systems, personal multimedia devices

PRODUCT IDENTIFICATION

WPN

①

252012

②

H

③

2R2

④

M

⑤

T

⑥

□□□

⑦

| ① Type | |
|--------|-------------------------------|
| WPN | Wire Wound SMD Power Inductor |

| ③ Feature Type | |
|----------------|--------|
| H | H Type |
| M | M Type |
| U | U Type |
| E | E Type |

| ④ Nominal Inductance | |
|----------------------|---------------|
| Example | Nominal Value |
| R47 | 0.47μH |
| 2R2 | 2.2μH |

| ⑤ Inductance Tolerance | |
|------------------------|------|
| N | ±30% |
| M | ±20% |

| ② (L×W×H) [mm] | |
|----------------------------------|-------------|
| External Dimensions (L×W×H) [mm] | |
| 201610 | 2.0×1.6×1.0 |
| 201612 | 2.0×1.6×1.2 |
| 252010 | 2.5×2.0×1.0 |
| 252012 | 2.5×2.0×1.2 |
| 3012 | 3.0×3.0×1.2 |
| 4012 | 4.0×4.0×1.2 |
| 4020 | 4.0×4.0×2.0 |

| ⑥ Packing | |
|-----------|-------------|
| T | Tape & Reel |

| ⑦ Design Code | |
|-----------------------------|-------------|
| □□□ | Design Code |
| * Standard product is blank | |

SHAPE AND DIMENSIONS

Fig.1

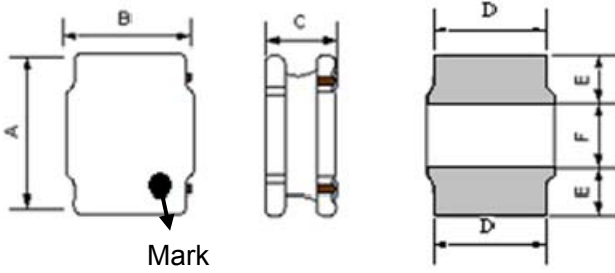


Fig.2

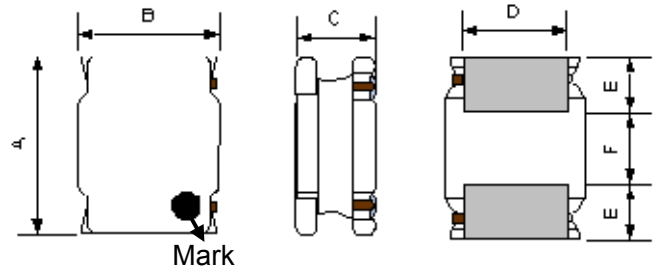


Fig.3

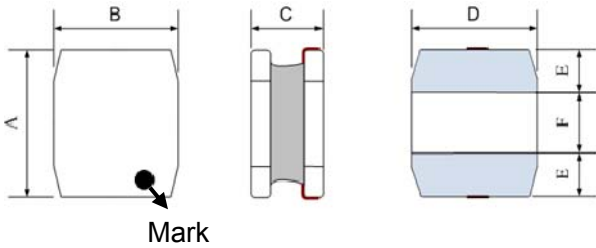


Fig.4

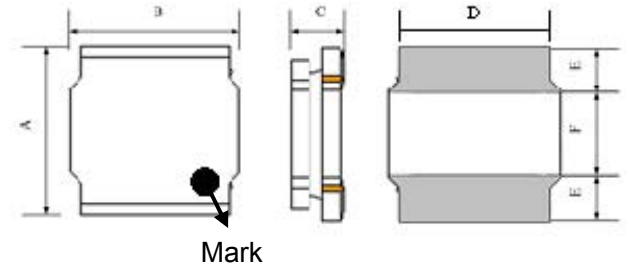
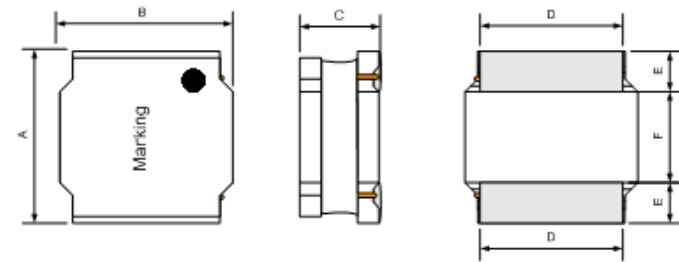
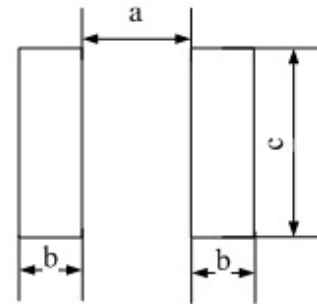


Fig.5



Recommended Land Pattern



Unit: mm

| Series | Shape | A | B | C | D | E | F | a Typ. | b Typ. | c Typ. |
|------------|-------|---------|---------|----------|----------|----------|---------|--------|--------|--------|
| WPN201610H | Fig.1 | 2.0±0.2 | 1.6±0.2 | 1.0 Max. | 1.5±0.2 | 0.6±0.2 | 0.8±0.2 | 0.7 | 0.7 | 1.7 |
| WPN201610M | Fig.2 | 2.0±0.2 | 1.6±0.2 | 1.0 Max. | 1.2±0.2 | 0.6±0.2 | 0.8±0.2 | 0.7 | 0.7 | 1.7 |
| WPN201610U | Fig.3 | 2.0±0.2 | 1.6±0.2 | 1.0 Max. | 1.6±0.2 | 0.6±0.2 | 0.8±0.2 | 0.7 | 0.7 | 1.7 |
| WPN201612 | Fig.1 | 2.0±0.2 | 1.6±0.2 | 1.2 Max. | 1.2±0.2 | 0.6±0.2 | 0.8±0.2 | 0.7 | 0.7 | 1.7 |
| WPN252010 | Fig.1 | 2.5±0.2 | 2.0±0.2 | 1.0 Max. | 1.65±0.2 | 0.8±0.2 | 0.8±0.2 | 0.8 | 0.85 | 2.0 |
| WPN252012H | Fig.1 | 2.5±0.2 | 2.0±0.2 | 1.2 Max. | 1.65±0.2 | 0.8±0.2 | 0.8±0.2 | 0.8 | 0.85 | 2.0 |
| WPN252012E | Fig.1 | 2.5±0.2 | 2.0±0.2 | 1.2 Max. | 1.65±0.2 | 0.8±0.2 | 0.8±0.2 | 0.8 | 0.85 | 2.0 |
| WPN3012 | Fig.4 | 3.0±0.2 | 3.0±0.2 | 1.2 Max. | 2.6±0.2 | 0.75±0.2 | 1.5±0.2 | 1.5 | 0.8 | 3.2 |
| WPN4012 | Fig.5 | 4.0±0.2 | 4.0±0.2 | 1.2 Max. | 3.1±0.2 | 0.95±0.2 | 2.1±0.2 | 1.9 | 1.1 | 3.7 |
| WPN4020 | Fig.5 | 4.0±0.2 | 4.0±0.2 | 2.0 Max. | 3.1±0.2 | 0.95±0.2 | 2.1±0.2 | 1.9 | 1.1 | 3.7 |

SPECIFICATIONS

WPN201610H Series

| Part Number | Inductance | DC Resistance | | Self-resonant Frequency | Saturation Current | | Heat Rating Current | |
|--------------------|------------|---------------|-------|-------------------------|--------------------|------|---------------------|------|
| | @1MHz | Max. | Typ. | Min. | Max. | Typ. | Max. | Typ. |
| Units | μH | Ω | | MHz | A | | A | |
| Symbol | L | DCR | | S.R.F | Isat | | Irms | |
| WPN201610HR24MT | 0.24±20% | 0.040 | 0.033 | 145 | 4.50 | 5.50 | 3.00 | 3.45 |
| WPN201610HR47MT | 0.47±20% | 0.049 | 0.041 | 102 | 4.00 | 4.70 | 2.70 | 3.10 |
| WPN201610HR68MT | 0.68±20% | 0.065 | 0.057 | 77 | 3.50 | 4.00 | 2.50 | 2.80 |
| WPN201610H1R0MT | 1.0±20% | 0.090 | 0.075 | 70 | 3.35 | 3.85 | 2.05 | 2.35 |
| WPN201610H1R0MTY01 | 1.0±20% | 0.070 | 0.060 | 65 | 2.60 | 3.05 | 2.20 | 2.55 |
| WPN201610H1R5MT | 1.5±20% | 0.130 | 0.110 | 45 | 1.95 | 2.30 | 1.70 | 2.00 |
| WPN201610H2R2MT | 2.2±20% | 0.170 | 0.142 | 39 | 1.90 | 2.15 | 1.45 | 1.70 |
| WPN201610H4R7MT | 4.7±20% | 0.425 | 0.370 | 25 | 1.20 | 1.50 | 0.90 | 1.00 |
| WPN201610H100MT | 10±20% | 0.826 | 0.688 | 15 | 0.80 | 0.95 | 0.65 | 0.75 |

WPN201610M Series

| Part Number | Inductance | DC Resistance | | Self-resonant Frequency | Saturation Current | | Heat Rating Current | |
|-----------------|------------|---------------|-------|-------------------------|--------------------|------|---------------------|------|
| | @1MHz | Max. | Typ. | Min. | Max. | Typ. | Max. | Typ. |
| Units | μH | Ω | | MHz | A | | A | |
| Symbol | L | DCR | | S.R.F | Isat | | Irms | |
| WPN201610MR24MT | 0.24±20% | 0.026 | 0.022 | 160 | 5.90 | 6.80 | 4.35 | 4.80 |
| WPN201610MR33MT | 0.33±20% | 0.038 | 0.032 | 120 | 5.50 | 6.00 | 3.40 | 3.80 |
| WPN201610MR47MT | 0.47±20% | 0.044 | 0.037 | 107 | 4.30 | 5.20 | 3.00 | 3.30 |
| WPN201610MR68MT | 0.68±20% | 0.060 | 0.050 | 92 | 3.60 | 4.20 | 2.60 | 3.00 |
| WPN201610M1R0MT | 1.0±20% | 0.090 | 0.075 | 52 | 3.35 | 3.85 | 2.05 | 2.35 |
| WPN201610M2R2MT | 2.2±20% | 0.160 | 0.135 | 41 | 1.80 | 2.00 | 1.60 | 1.75 |

WPN201610U Series

| Part Number | Inductance | DC Resistance | | Self-resonant Frequency | Saturation Current | | Heat Rating Current | |
|-----------------|------------|---------------|-------|-------------------------|--------------------|-------|---------------------|------|
| | @1MHz | Max. | Typ. | Min. | Max. | Typ. | Max. | Typ. |
| Units | μH | Ω | | MHz | A | | A | |
| Symbol | L | DCR | | S.R.F | Isat | | Irms | |
| WPN201610UR12MT | 0.12±20% | 0.015 | 0.012 | 250 | 9.50 | 11.00 | 5.60 | 6.50 |
| WPN201610UR33MT | 0.33±20% | 0.025 | 0.022 | 121 | 5.50 | 6.00 | 4.10 | 4.70 |
| WPN201610UR47MT | 0.47±20% | 0.033 | 0.028 | 110 | 4.50 | 5.00 | 3.60 | 4.10 |
| WPN201610UR68MT | 0.68±20% | 0.045 | 0.037 | 78 | 3.20 | 3.70 | 3.10 | 3.60 |
| WPN201610U1R0MT | 1.0±20% | 0.060 | 0.050 | 63 | 3.00 | 3.50 | 2.60 | 3.00 |
| WPN201610U1R5MT | 1.5±20% | 0.110 | 0.095 | 50 | 2.80 | 3.20 | 2.00 | 2.30 |
| WPN201610U2R2MT | 2.2±20% | 0.120 | 0.100 | 44 | 1.80 | 2.10 | 1.90 | 2.20 |
| WPN201610U4R7MT | 4.7±20% | 0.288 | 0.240 | 21 | 1.30 | 1.50 | 1.25 | 1.45 |

WPN201612H Series

| Part Number | Inductance | DC Resistance | | Self-resonant Frequency | Saturation Current | | Heat Rating Current | |
|-----------------|------------|---------------|-------|-------------------------|--------------------|------|---------------------|------|
| | @1MHz | Max. | Typ. | Min. | Max. | Typ. | Max. | Typ. |
| Units | μH | Ω | | MHz | A | | A | |
| Symbol | L | DCR | | S.R.F | Isat | | Irms | |
| WPN201612HR24MT | 0.24±20% | 0.023 | 0.019 | 116 | 5.85 | 6.75 | 4.50 | 5.20 |
| WPN201612HR33MT | 0.33±20% | 0.031 | 0.026 | 95 | 5.15 | 6.00 | 3.85 | 4.45 |
| WPN201612HR47MT | 0.47±20% | 0.041 | 0.034 | 84 | 3.95 | 4.60 | 3.40 | 3.90 |
| WPN201612H1R0MT | 1.0±20% | 0.059 | 0.049 | 60 | 2.70 | 3.10 | 2.70 | 3.00 |
| WPN201612H1R5MT | 1.5±20% | 0.109 | 0.091 | 42 | 1.90 | 2.35 | 2.10 | 2.45 |



The Specifications subject to change without notice. Please check our website for latest information. Revised 2016/07/21

Sunlord Industrial Park, Dafuyuan Industrial Zone, Guanlan, Shenzhen, China 518110 Tel: 0086-755-29832660 Fax: 0086-755-82269029 E-Mail: sunlord@sunlordinc.com

SPECIFICATIONS

| Part Number | Inductance | DC Resistance | | Self-resonant Frequency | Saturation Current | | Heat Rating Current | |
|-----------------|------------|---------------|-------|-------------------------|--------------------|------|---------------------|------|
| | @1MHz | Max. | Typ. | Min. | Max. | Typ. | Max. | Typ. |
| Units | μH | Ω | | MHz | A | | A | |
| Symbol | L | DCR | | S.R.F | Isat | | Irms | |
| WPN201612H2R2MT | 2.2±20% | 0.146 | 0.122 | 32 | 1.70 | 2.00 | 1.80 | 2.05 |

WPN252010H Series

| Part Number | Inductance | DC Resistance | | Self-resonant Frequency | Saturation Current | | Heat Rating Current | |
|-----------------|------------|---------------|-------|-------------------------|--------------------|------|---------------------|------|
| | @1MHz | Max. | Typ. | Min. | Max. | Typ. | Max. | Typ. |
| Units | μH | Ω | | MHz | A | | A | |
| Symbol | L | DCR | | S.R.F | Isat | | Irms | |
| WPN252010HR33MT | 0.33±20% | 0.039 | 0.033 | 117 | 4.80 | 5.50 | 3.50 | 4.05 |
| WPN252010HR47MT | 0.47±20% | 0.045 | 0.038 | 80 | 4.40 | 5.20 | 3.20 | 3.70 |
| WPN252010HR68MT | 0.68±20% | 0.059 | 0.049 | 65 | 3.20 | 3.60 | 2.75 | 3.20 |
| WPN252010H1R0MT | 1.0±20% | 0.076 | 0.063 | 46 | 3.10 | 3.50 | 2.50 | 2.90 |
| WPN252010H1R5MT | 1.5±20% | 0.106 | 0.088 | 40 | 2.60 | 3.00 | 2.00 | 2.30 |
| WPN252010H2R2MT | 2.2±20% | 0.155 | 0.129 | 26 | 1.90 | 2.20 | 1.50 | 1.80 |
| WPN252010H3R3MT | 3.3±20% | 0.235 | 0.196 | 24 | 1.60 | 1.80 | 1.20 | 1.40 |
| WPN252010H4R7MT | 4.7±20% | 0.276 | 0.230 | 19 | 1.30 | 1.50 | 1.10 | 1.30 |
| WPN252010H100MT | 10±20% | 0.500 | 0.435 | 12 | 0.90 | 1.00 | 0.80 | 0.90 |

WPN252012H Series

| Part Number | Inductance | DC Resistance | | Self-resonant Frequency | Saturation Current | | Heat Rating Current | |
|--------------------|------------|---------------|-------|-------------------------|--------------------|------|---------------------|------|
| | @1MHz | Max. | Typ. | Min. | Max. | Typ. | Max. | Typ. |
| Units | μH | Ω | | MHz | A | | A | |
| Symbol | L | DCR | | S.R.F | Isat | | Irms | |
| WPN252012HR24MT | 0.24±20% | 0.023 | 0.019 | 117 | 6.50 | 7.80 | 4.05 | 4.70 |
| WPN252012HR33MT | 0.33±20% | 0.028 | 0.023 | 104 | 5.30 | 6.20 | 3.70 | 4.30 |
| WPN252012HR47MT | 0.47±20% | 0.035 | 0.029 | 89 | 4.90 | 5.60 | 3.45 | 4.00 |
| WPN252012HR68MT | 0.68±20% | 0.043 | 0.036 | 67 | 3.70 | 4.30 | 3.15 | 3.60 |
| WPN252012H1R0MT | 1.0±20% | 0.054 | 0.048 | 52 | 3.60 | 4.20 | 3.00 | 3.40 |
| WPN252012H1R5MT | 1.5±20% | 0.072 | 0.060 | 38 | 2.90 | 3.50 | 2.40 | 2.80 |
| WPN252012H2R2MT | 2.2±20% | 0.120 | 0.100 | 32 | 2.60 | 3.00 | 1.90 | 2.15 |
| WPN252012H2R2MTY01 | 2.2±20% | 0.102 | 0.085 | 36 | 2.30 | 2.70 | 2.10 | 2.40 |
| WPN252012H3R3MT | 3.3±20% | 0.163 | 0.136 | 25 | 1.70 | 2.10 | 1.80 | 2.05 |
| WPN252012H4R7MT | 4.7±20% | 0.260 | 0.225 | 23 | 1.60 | 1.90 | 1.25 | 1.45 |
| WPN252012H6R8MT | 6.8±20% | 0.366 | 0.305 | 16 | 1.15 | 1.35 | 0.95 | 1.10 |
| WPN252012H100MT | 10±20% | 0.480 | 0.435 | 14 | 1.10 | 1.35 | 0.85 | 1.00 |

WPN252012E Series

| Part Number | Inductance | DC Resistance | | Self-resonant Frequency | Saturation Current | | Heat Rating Current | |
|-----------------|------------|---------------|-------|-------------------------|--------------------|------|---------------------|------|
| | @1MHz | Max. | Typ. | Min. | Max. | Typ. | Max. | Typ. |
| Units | μH | Ω | | MHz | A | | A | |
| Symbol | L | DCR | | S.R.F | Isat | | Irms | |
| WPN252012E1R0MT | 1.0±20% | 0.044 | 0.037 | 52 | 4.50 | 5.00 | 3.50 | 3.90 |
| WPN252012ER47MT | 0.47±20% | 0.032 | 0.026 | 92 | 7.00 | 8.00 | 4.10 | 4.70 |
| WPN252012E1R0MT | 1.0±20% | 0.044 | 0.037 | 52 | 4.50 | 5.00 | 3.50 | 3.90 |

SPECIFICATIONS

WPN3012H Series

| Part Number | Inductance | DC Resistance | | Self-resonant Frequency | Saturation Current | | Heat Rating Current | |
|---------------|------------|---------------|-------|-------------------------|--------------------|------|---------------------|------|
| | @1MHz | Max. | Typ. | Min. | Max. | Typ. | Max. | Typ. |
| Units | μH | Ω | | MHz | A | | A | |
| Symbol | L | DCR | | S.R.F | Isat | | Irms | |
| WPN3012HR33MT | 0.33±20% | 0.027 | 0.023 | 107 | 7.20 | 8.90 | 4.20 | 4.85 |
| WPN3012HR47MT | 0.47±20% | 0.033 | 0.028 | 86 | 6.80 | 8.00 | 3.90 | 4.50 |
| WPN3012HR68MT | 0.68±20% | 0.042 | 0.035 | 63 | 5.80 | 6.80 | 3.40 | 3.90 |
| WPN3012H1R0MT | 1.0±20% | 0.054 | 0.045 | 51 | 4.20 | 5.40 | 2.70 | 3.10 |

WPN3012H Series

| Part Number | Inductance | DC Resistance | | Self-resonant Frequency | Saturation Current | | Heat Rating Current | |
|---------------|------------|---------------|-------|-------------------------|--------------------|------|---------------------|------|
| | @1MHz | Max. | Typ. | Min. | Max. | Typ. | Max. | Typ. |
| Units | μH | Ω | | MHz | A | | A | |
| Symbol | L | DCR | | S.R.F | Isat | | Irms | |
| WPN3012H1R5MT | 1.5±20% | 0.074 | 0.064 | 37 | 3.40 | 4.10 | 2.50 | 2.90 |
| WPN3012H2R2MT | 2.2±20% | 0.108 | 0.090 | 28 | 2.80 | 3.35 | 2.05 | 2.35 |
| WPN3012H3R3MT | 3.3±20% | 0.155 | 0.129 | 25 | 2.20 | 2.60 | 1.70 | 2.00 |
| WPN3012H4R7MT | 4.7±20% | 0.235 | 0.196 | 20 | 2.00 | 2.50 | 1.30 | 1.50 |
| WPN3012H6R8MT | 6.8±20% | 0.340 | 0.290 | 16 | 1.60 | 1.90 | 1.10 | 1.25 |
| WPN3012H100MT | 10±20% | 0.474 | 0.395 | 12 | 1.20 | 1.45 | 1.00 | 1.15 |

WPN4012H Series

| Part Number | Inductance | DC Resistance | | Self-resonant Frequency | Saturation Current | | Heat Rating Current | |
|------------------|------------|---------------|-------|-------------------------|--------------------|-------|---------------------|------|
| | @1MHz | Max. | Typ. | Min. | Max. | Typ. | Max. | Typ. |
| Units | μH | Ω | | MHz | A | | A | |
| Symbol | L | DCR | | S.R.F | Isat | | Irms | |
| WPN4012HR33MT | 0.33±20% | 0.032 | 0.027 | 113 | 10.30 | 11.50 | 4.30 | 4.90 |
| WPN4012HR47MT | 0.47±20% | 0.041 | 0.034 | 96 | 9.10 | 9.90 | 3.80 | 4.40 |
| WPN4012HR68MT | 0.68±20% | 0.041 | 0.034 | 70 | 5.50 | 6.35 | 3.80 | 4.40 |
| WPN4012H1R0MT | 1.0±20% | 0.059 | 0.049 | 55 | 5.70 | 6.60 | 3.20 | 3.70 |
| WPN4012H1R0MTY01 | 1.0±20% | 0.049 | 0.041 | 56 | 4.50 | 5.30 | 3.60 | 4.20 |
| WPN4012H1R2MT | 1.2±20% | 0.059 | 0.049 | 48 | 4.00 | 4.80 | 3.20 | 3.70 |
| WPN4012H1R5MT | 1.5±20% | 0.070 | 0.058 | 38 | 3.90 | 4.60 | 2.90 | 3.30 |
| WPN4012H2R2MT | 2.2±20% | 0.079 | 0.066 | 28 | 2.80 | 3.30 | 2.70 | 3.10 |
| WPN4012H3R3MT | 3.3±20% | 0.125 | 0.104 | 23 | 2.80 | 3.30 | 2.10 | 2.50 |
| WPN4012H4R7MT | 4.7±20% | 0.166 | 0.138 | 19 | 2.30 | 2.60 | 1.90 | 2.20 |
| WPN4012H6R8MT | 6.8±20% | 0.226 | 0.188 | 17 | 1.60 | 2.20 | 1.60 | 1.85 |
| WPN4012H100MT | 10±20% | 0.335 | 0.279 | 12 | 1.55 | 1.85 | 1.30 | 1.50 |
| WPN4012H220MT | 22±20% | 0.679 | 0.566 | 7 | 1.05 | 1.30 | 0.90 | 1.05 |

WPN4020H Series

| Part Number | Inductance | DC Resistance | | Self-resonant Frequency | Saturation Current | | Heat Rating Current | |
|---------------|------------|---------------|-------|-------------------------|--------------------|-------|---------------------|------|
| | @1MHz | Max. | Typ. | Min. | Max. | Typ. | Max. | Typ. |
| Units | μH | Ω | | MHz | A | | A | |
| Symbol | L | DCR | | S.R.F | Isat | | Irms | |
| WPN4020HR22MT | 0.22±20% | 0.013 | 0.011 | 108 | 18.70 | 22.00 | 8.20 | 9.50 |
| WPN4020HR47MT | 0.47±20% | 0.022 | 0.018 | 72 | 13.40 | 15.50 | 6.40 | 7.40 |
| WPN4020HR68MT | 0.68±20% | 0.022 | 0.018 | 57 | 8.70 | 11.10 | 6.40 | 7.40 |
| WPN4020H1R0MT | 1.0±20% | 0.026 | 0.022 | 37 | 8.70 | 11.10 | 5.80 | 6.70 |
| WPN4020H1R5MT | 1.5±20% | 0.036 | 0.030 | 30 | 7.70 | 9.60 | 5.20 | 6.00 |



The Specifications subject to change without notice. Please check our website for latest information. Revised 2016/07/21

SPECIFICATIONS

| Part Number | Inductance | DC Resistance | | Self-resonant Frequency | Saturation Current | | Heat Rating Current | |
|---------------|---------------|---------------|-------|-------------------------|--------------------|------|---------------------|------|
| | @1MHz | Max. | Typ. | Min. | Max. | Typ. | Max. | Typ. |
| Units | μH | Ω | | MHz | A | | A | |
| Symbol | L | DCR | | S.R.F | Isat | | I _{rms} | |
| WPN4020H2R2MT | 2.2±20% | 0.048 | 0.040 | 25 | 6.10 | 7.60 | 4.30 | 5.00 |
| WPN4020H3R3MT | 3.3±20% | 0.072 | 0.060 | 19 | 4.70 | 5.90 | 3.45 | 4.00 |
| WPN4020H4R7MT | 4.7±20% | 0.108 | 0.090 | 17 | 4.00 | 4.90 | 2.85 | 3.30 |
| WPN4020H6R8MT | 6.8±20% | 0.156 | 0.130 | 13 | 3.00 | 4.20 | 2.40 | 2.80 |
| WPN4020H100MT | 10±20% | 0.216 | 0.180 | 11 | 2.80 | 3.50 | 2.00 | 2.35 |

※1: All test data is referenced to 20°C ambient;

※2: Rated current: Isat or I_{rms}, whichever is smaller;

※3: For WPN2016 & WPN2520 size inductors, absolute maximum voltage: DC 25V; For WPN30 & WPN40 size inductors, absolute maximum voltage: DC 40V;

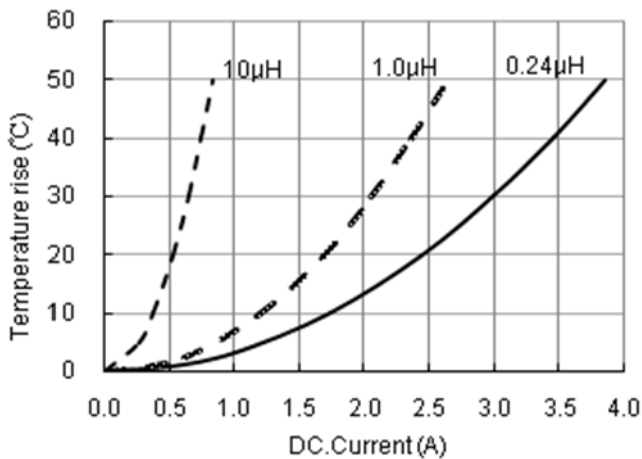
※Isat: DC current at which the inductance drops approximate 30% from its value without current;

※I_{rms}: DC current that causes the temperature rise ($\Delta T = 40^\circ\text{C}$) from 20°C ambient.

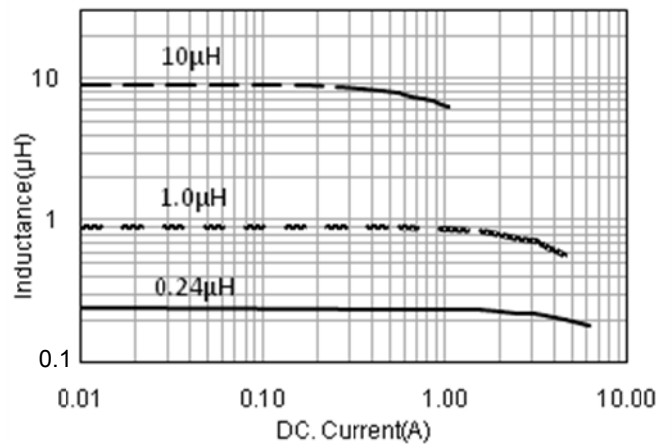
TYPICAL ELECTRICAL CHARACTERISTICS

WPN201610H Series

Temperature vs. DC Current Characteristics

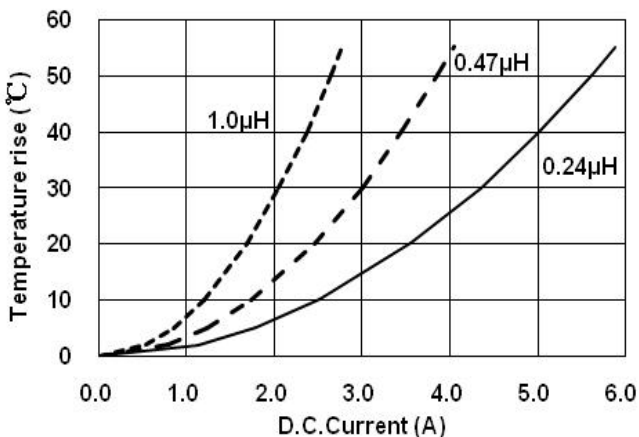


Inductance vs. DC Current Characteristics

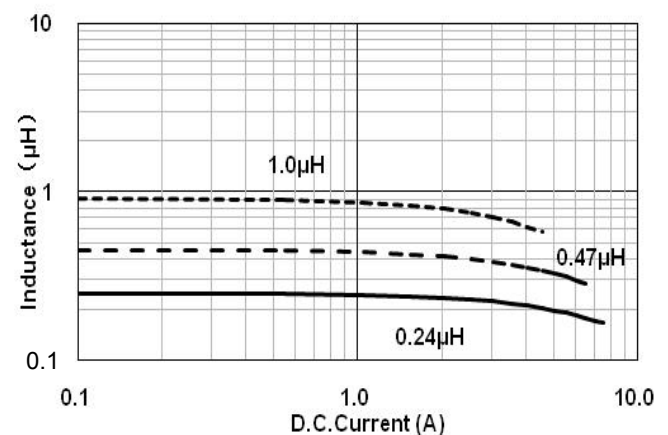


WPN201610M Series

Temperature vs. DC Current Characteristics



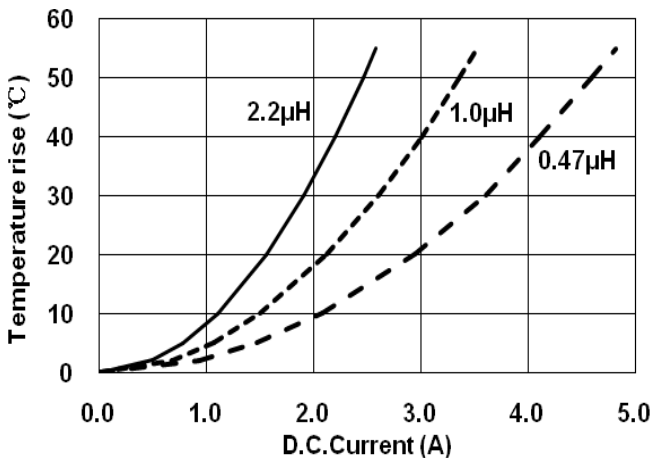
Inductance vs. DC Current Characteristics



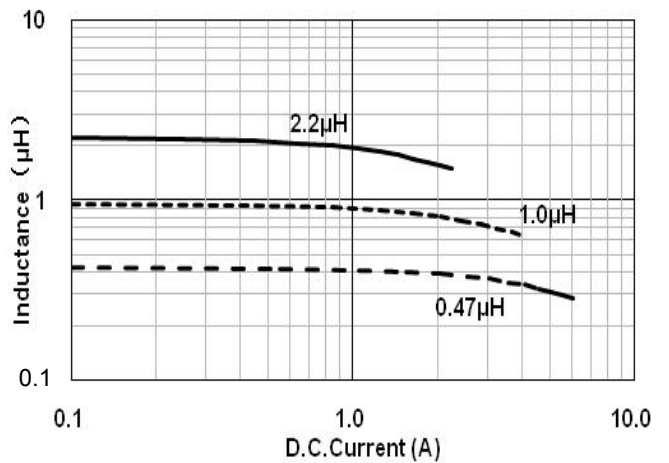
TYPICAL ELECTRICAL CHARACTERISTICS

WPN201610U Series

Temperature vs. DC Current Characteristics

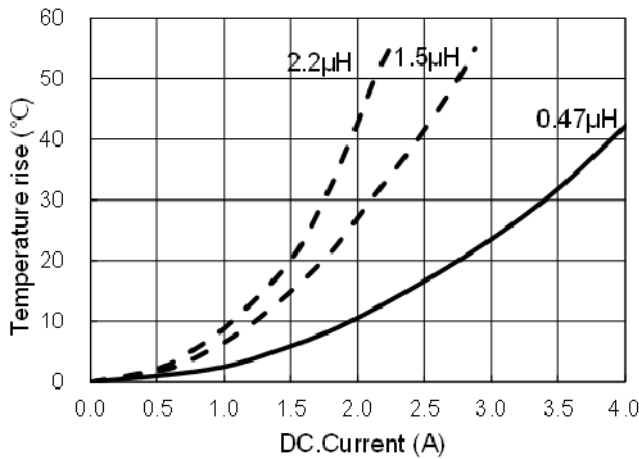


Inductance vs. DC Current Characteristics

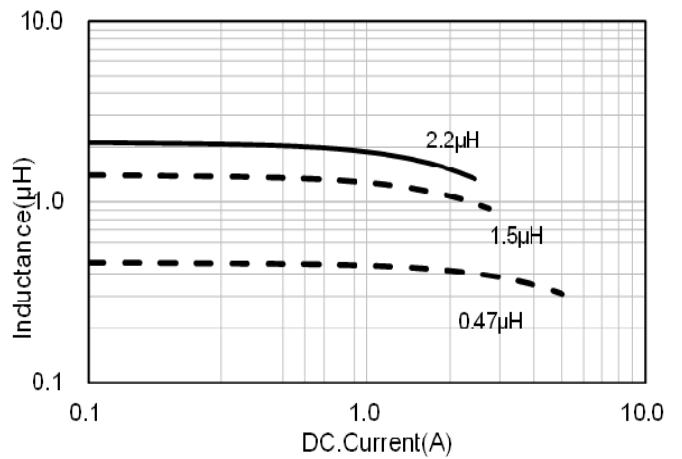


WPN201612H Series

Temperature vs. DC Current Characteristics

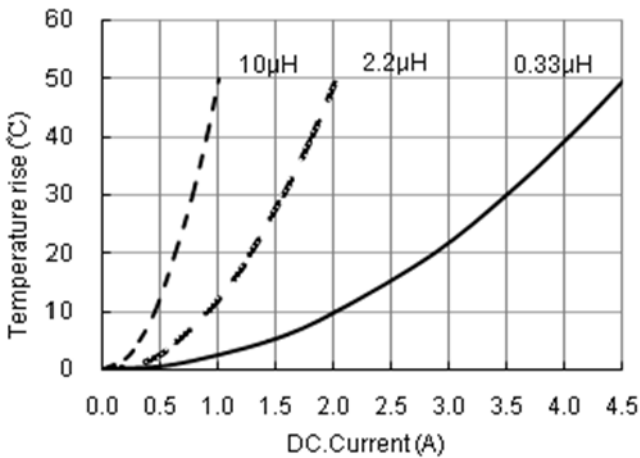


Inductance vs. DC Current Characteristics

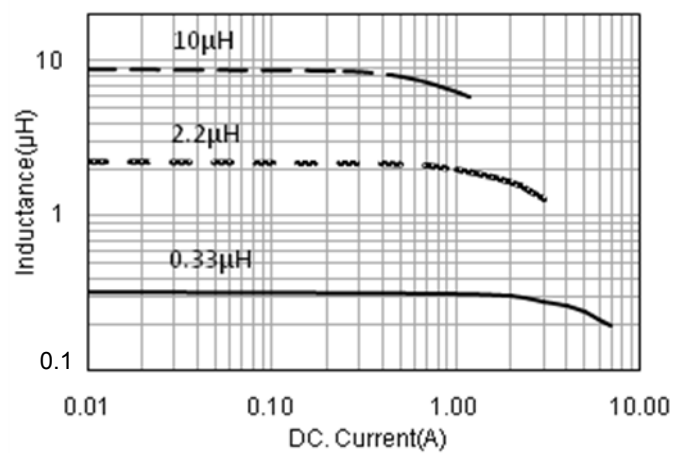


WPN252010H Series

Temperature vs. DC Current Characteristics



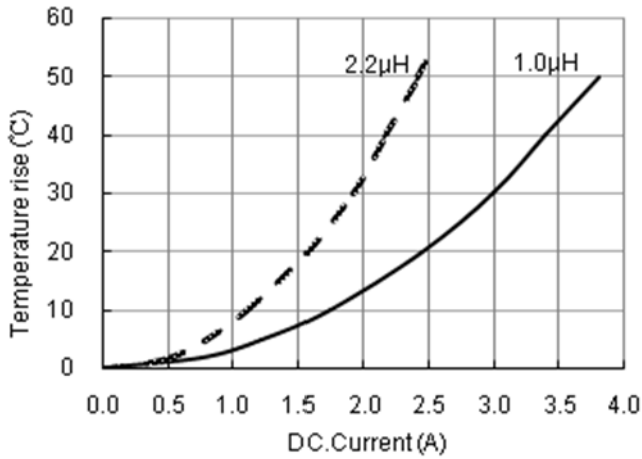
Inductance vs. DC Current Characteristics



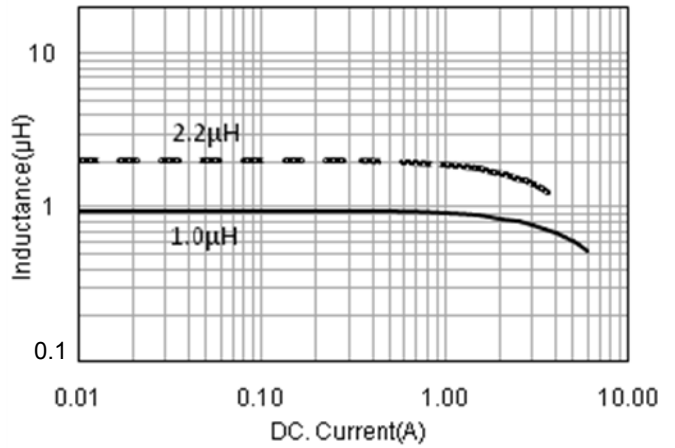
TYPICAL ELECTRICAL CHARACTERISTICS

WPN252012H Series

Temperature vs. DC Current Characteristics

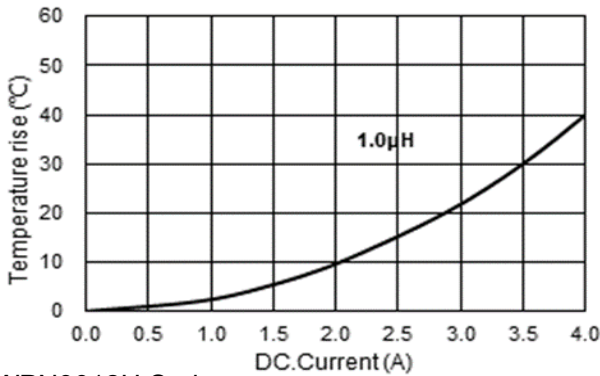


Inductance vs. DC Current Characteristics

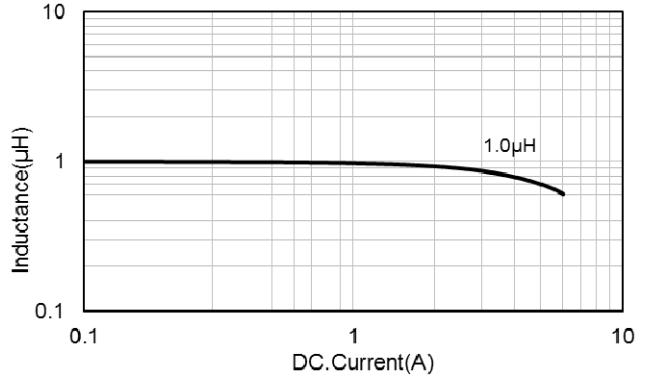


WPN252012E Series

Temperature vs. DC Current Characteristics

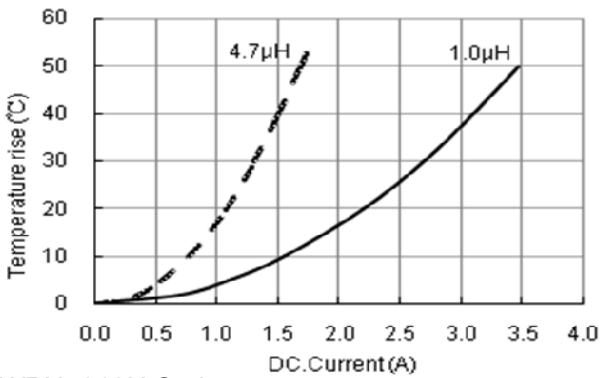


Inductance vs. DC Current Characteristics

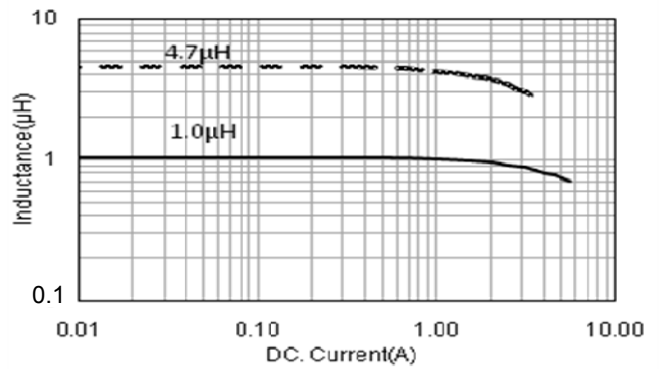


WPN3012H Series

Temperature vs. DC Current Characteristics

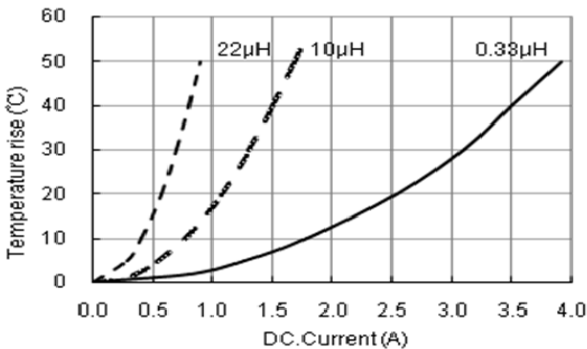


Inductance vs. DC Current Characteristics

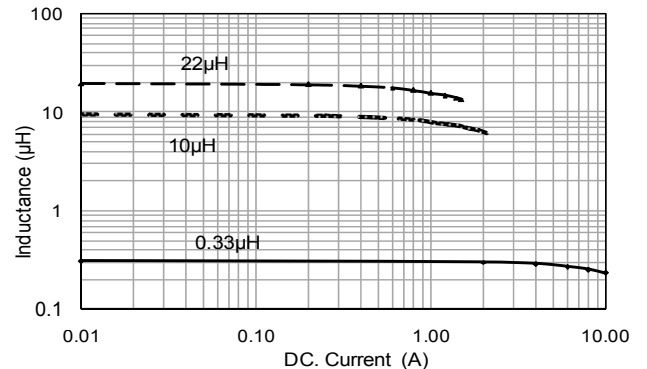


WPN4012H Series

Temperature vs. DC Current Characteristics



Inductance vs. DC Current Characteristics

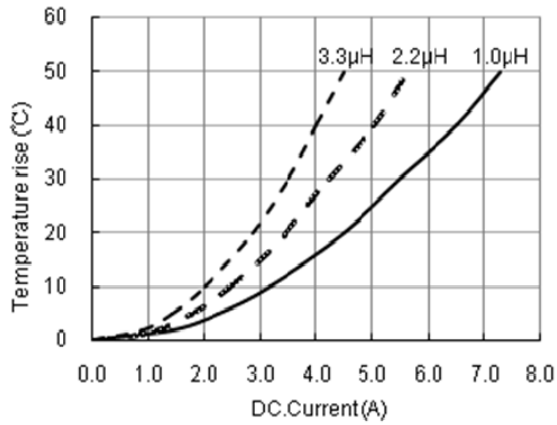


The specifications subject to change without notice. Please check our website for latest information. Revised 2016/0//21

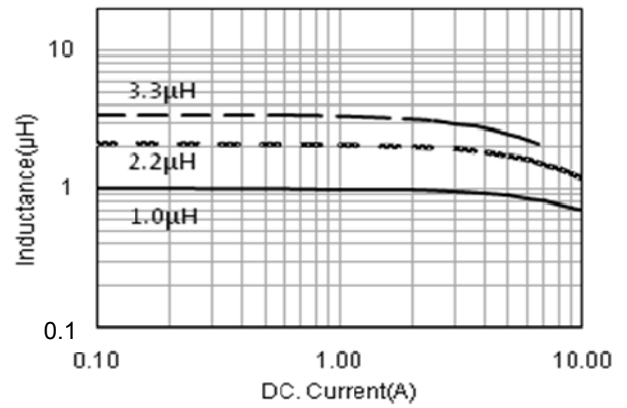
TYPICAL ELECTRICAL CHARACTERISTICS

WPN4020H Series

Temperature vs. DC Current Characteristics



Inductance vs. DC Current Characteristics



X-ON Electronics

Largest Supplier of Electrical and Electronic Components

Click to view similar products for [Fixed Inductors](#) category:

Click to view products by [Sunlord](#) manufacturer:

Other Similar products are found below :

[MLZ1608M6R8WTD25](#) [MLZ1608N6R8LT000](#) [MLZ1608N3R3LTD25](#) [MLZ1608N3R3LT000](#) [MLZ1608N150LT000](#)

[MLZ1608M150WTD25](#) [MLZ1608M3R3WTD25](#) [MLZ1608M3R3WT000](#) [MLZ1608M150WT000](#) [MLZ1608A1R5WT000](#)

[MLZ1608N1R5LT000](#) [B82432C1333K000](#) [PCMB053T-1R0MS](#) [PCMB053T-1R5MS](#) [PCMB104T-1R5MS](#) [CR32NP-100KC](#) [CR32NP-](#)

[151KC](#) [CR32NP-180KC](#) [CR32NP-181KC](#) [CR32NP-1R5MC](#) [CR32NP-390KC](#) [CR32NP-3R9MC](#) [CR32NP-680KC](#) [CR32NP-820KC](#)

[CR32NP-8R2MC](#) [CR43NP-390KC](#) [CR43NP-560KC](#) [CR43NP-680KC](#) [CR54NP-181KC](#) [CR54NP-470LC](#) [CR54NP-820KC](#) [CR54NP-8R5MC](#)

[MGDQ4-00004-P](#) [MGDU1-00016-P](#) [MHL1ECTTP18NJ](#) [MHL1JCTTD12NJ](#) [PE-51506NL](#) [PE-53601NL](#) [PE-53630NL](#) [PE-53824SNLT](#) [PE-](#)

[62892NL](#) [PE-92100NL](#) [PG0434.801NLT](#) [PG0936.113NLT](#) [PM06-2N7](#) [PM06-39NJ](#) [HC2LP-R47-R](#) [HC2-R47-R](#) [HC3-2R2-R](#) [HC8-1R2-R](#)