

## Multilayer Chip Ferrite Bead



### ◆ Features

- 1、 Internal silver printed layers and magnetic shielded structures to minimize crosstalk
- 2、 It has sharp impedance characteristics at desirable frequency and does not affect the signal frequency
- 3、 SMD Type & suitable for reflow and wave soldering
- 4、 Four types material and wide range of impedance values for various applications
- 5、 Excellent solderability and heat resistance
- 6、 RoHS Compliant.



### ◆ Application

Filtering between analog and digital circuitry, clock Generation circuitry, I/O interconnects, isolation between RF noisy circuits and logic devices susceptible to functional degradation, power supply filtering to prevent conducted RF energy from corrupting the power generation circuitry, high frequency EMI prevention of computer, printers, VCRs, TVs and portable telephones.


### ◆ Dimensions Unit: mm

Size(EIA)	0603 (0201)	1005 (0402)	1608 (0603)	2012 (0805)
<b>L</b>	0.60±0.03	1.00±0.10	1.60±0.150	2.00±0.20
<b>W</b>	0.30±0.03	0.50±0.10	0.80±0.150	1.25±0.20
<b>T</b>	0.30±0.03	0.50±0.10	0.80±0.150	0.90±0.20
<b>E</b>	0.15±0.05	0.25±0.10	0.30±0.20	0.50±0.30

### ◆ PRODUCT IDENTIFICATION

**SBM 1608 K 601 A S P**  
**(1) (2) (3) (4) (5) (6) (7)**

- (1) Series Type
- (2) Chip Size (mm) :Length X Width
- (3) Material Code
- (4) Nominal Impedance:601=600Ω;  
102=1000Ω
- (5) Rated Curren: A=50mA; B=100mA;C=150mA;  
D=200mA;E=300mA;F=400mA;  
G=500mA;H=600mA;I=700mA;  
J=800mA;K=900mA;L=1000mA.
- (6) Company Code
- (7) Packaging: E- Embossed plastic tape, 7" reel  
P – Embossed paper tape, 7" reel



## ◆ Specification

Part Number	Impedance ( $\Omega$ )	Test Frequency (MHz)	DCR Max. ( $\Omega$ )	Rated Current (mA)
<b>SBM0603 Series</b>				
SBM0603G100DSP	10 $\pm$ 25%	100	0.25	200
SBM0603G220DSP	22 $\pm$ 25%	100	0.45	200
SBM0603G330CSP	33 $\pm$ 25%	100	0.55	150
SBM0603G600DSP	60 $\pm$ 25%	100	0.40	200
SBM0603G121DSP	120 $\pm$ 25%	100	0.80	200
SBM0603G241BSP	240 $\pm$ 25%	100	1.00	100
<b>SBM1005 Series</b>				
SBM1005G050HSP	0~15	100	0.15	600
SBM1005G300HSP	30 $\pm$ 25%	100	0.15	600
SBM1005G600HSP	60 $\pm$ 25%	100	0.20	600
SBM1005G750GSP	75 $\pm$ 25%	100	0.30	500
SBM1005G121ESP	120 $\pm$ 25%	100	0.40	400
SBM1005G221DSP	220 $\pm$ 25%	100	0.70	200
SBM1005K301DSP	300 $\pm$ 25%	100	0.80	200
SBM1005K421CSP	420 $\pm$ 25%	100	0.90	150
SBM1005K601CSP	600 $\pm$ 25%	100	1.00	150
SBM1005K751BSP	750 $\pm$ 25%	100	1.10	100
SBM1005K102BSP	1000 $\pm$ 25%	100	1.20	100
SBM1005B152BSP	1500 $\pm$ 25%	100	1.40	100
SBM1005B182ASP	1800 $\pm$ 25%	100	1.80	50
<b>SBM1608 Series</b>				
SBM1608G050JSP	0~15	100	0.05	800
SBM1608G220JSP	22 $\pm$ 25%	100	0.05	800
SBM1608G600HSP	60 $\pm$ 25%	100	0.10	600
SBM1608G121HSP	120 $\pm$ 25%	100	0.20	600
SBM1608G221FSP	220 $\pm$ 25%	100	0.30	500
SBM1608G331FSP	330 $\pm$ 25%	100	0.35	500
SBM1608G471ESP	470 $\pm$ 25%	100	0.45	400
SBM1608G601ESP	600 $\pm$ 25%	100	0.50	300
SBM1608G102DSP	1000 $\pm$ 25%	100	0.60	200
SBM1608G152CSP	1500 $\pm$ 25%	100	0.75	150
SBM1608G182CSP	1800 $\pm$ 25%	100	0.90	150

## ◆ Specification

Part Number	Impedance ( $\Omega$ )	Test Frequency (MHz)	DCR Max. ( $\Omega$ )	Rated Current (mA)
<b>SBM1608 Series</b>				
SBM1608K202BSP	2000 $\pm$ 25%	100	1.00	100
SBM1608K222BSP	2200 $\pm$ 25%	100	1.00	100
SBM1608K252BSP	2500 $\pm$ 25%	100	1.20	100
SBM1608K272BSP	2700 $\pm$ 25%	100	1.40	100
<b>SBM2012 Series</b>				
SBM2012G050LSP	0~15	100	0.07	1000
SBM2012G300LSP	30 $\pm$ 25%	100	0.10	1000
SBM2012G600JSP	60 $\pm$ 25%	100	0.20	800
SBM2012K121HSP	120 $\pm$ 25%	100	0.22	600
SBM2012K221HSP	220 $\pm$ 25%	100	0.25	600
SBM2012K301HSP	300 $\pm$ 25%	100	0.30	600
SBM2012K421HSP	420 $\pm$ 25%	100	0.30	600
SBM2012K601HSP	600 $\pm$ 25%	100	0.35	600
SBM2012K102FSP	1000 $\pm$ 25%	100	0.40	500
SBM2012K152DSP	1500 $\pm$ 25%	100	0.45	200
SBM2012K222DSP	2200 $\pm$ 25%	100	0.60	200
SBM2012K252DSP	2500 $\pm$ 25%	100	0.70	200
SBM2012K272DSP	2700 $\pm$ 25%	100	0.80	200

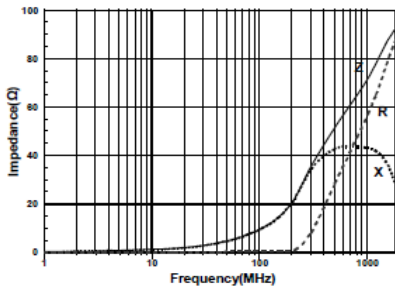
## ◆ General Technical Data

<b>Operating Temperature Range</b>	-55 $^{\circ}$ C ~ +125 $^{\circ}$ C
<b>Storage Condition</b>	Less than 40 $^{\circ}$ C and 70% RH
<b>Soldering Method</b>	Reflow or Wave Soldering

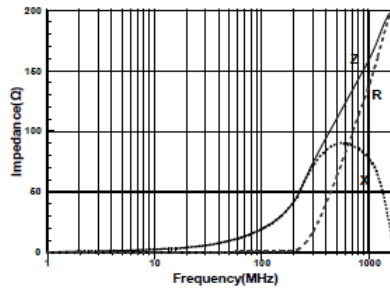
◆ Characteristics

## SBM0603 TYPE

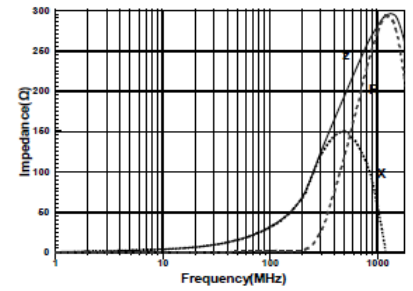
SBM0603G100DSP



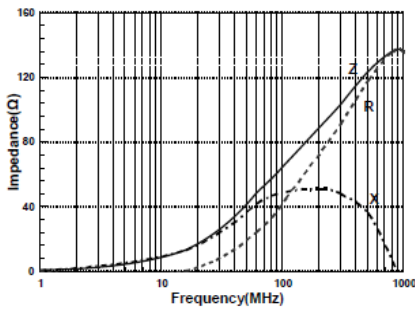
SBM0603G220DSP



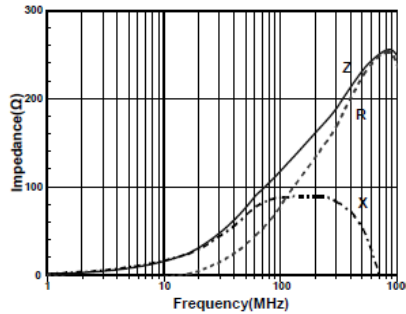
SBM0603G330CSP



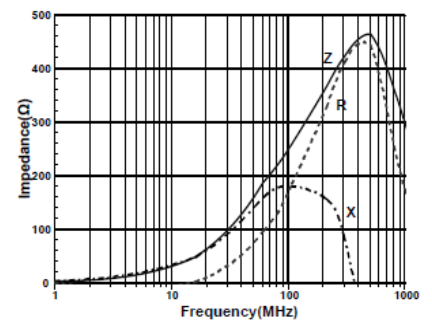
SBM0603G600DSP



SBM0603G121DSP

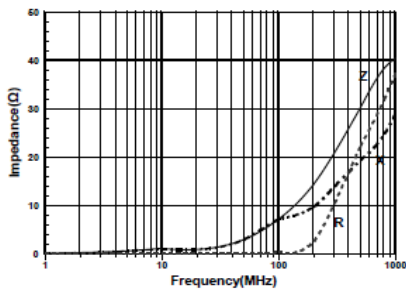


SBM0603G241BSP

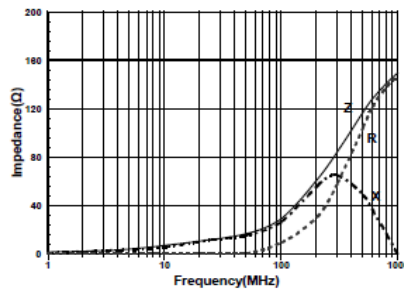


## SBM1005 TYPE

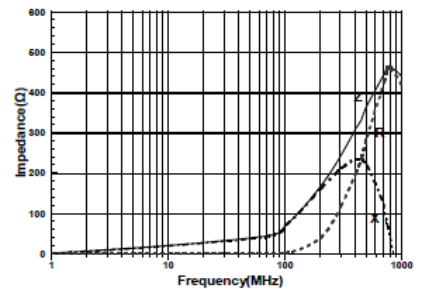
SBM1005G050HSP



SBM1005G300HSP



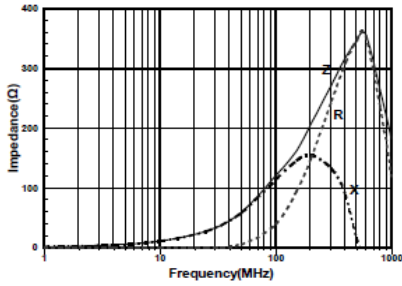
SBM1005G750HSP



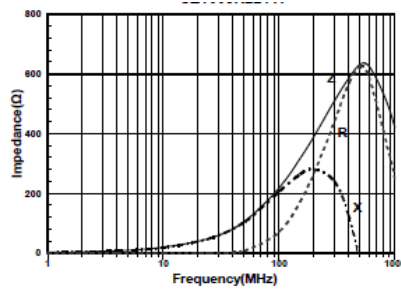
◆ Characteristics

## SBM1005 TYPE

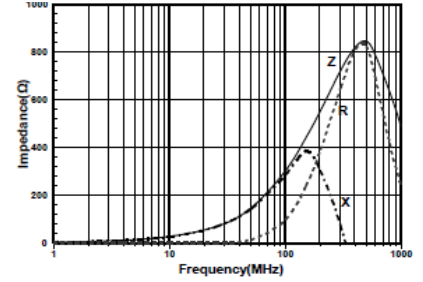
SBM1005K121ESP



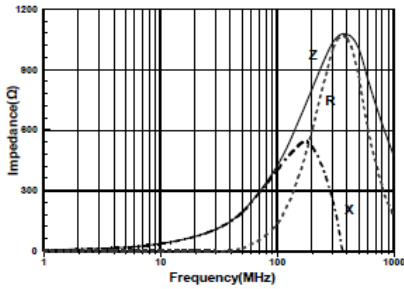
SBM1005K221DSP



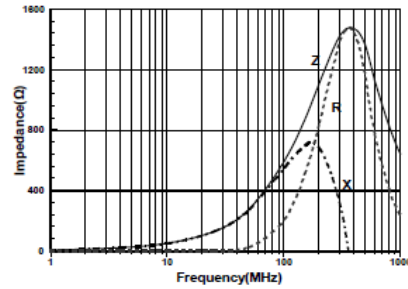
SBM1005K301DSP



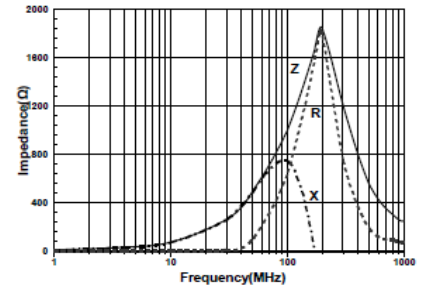
SBM1005K421CSP



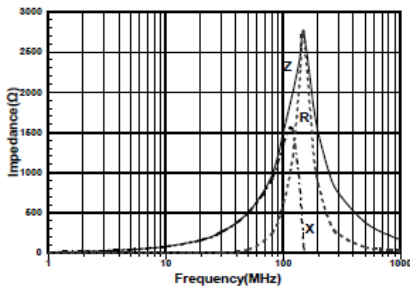
SBM1005K601CSP



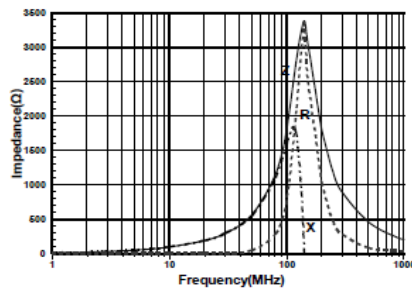
SBM1005K102BSP



SBM1005B152BSP



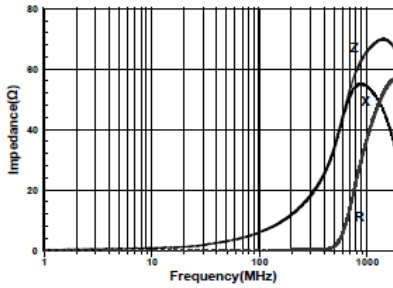
SBM1005B182ASP



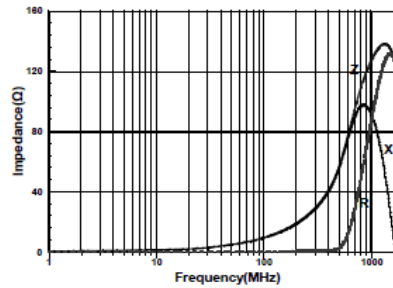
◆ Characteristics

## SBM1608 TYPE

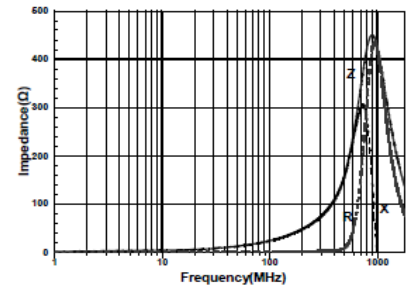
SBM1608F050FSP



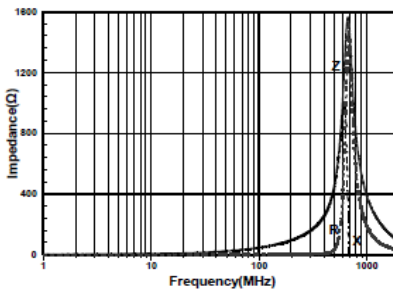
SBM1608F100FSP



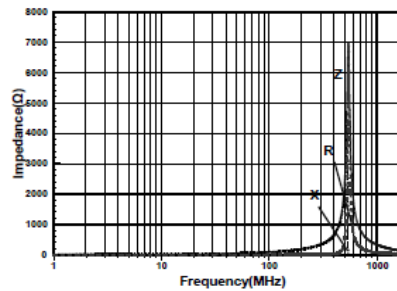
SBM1608F220FSP



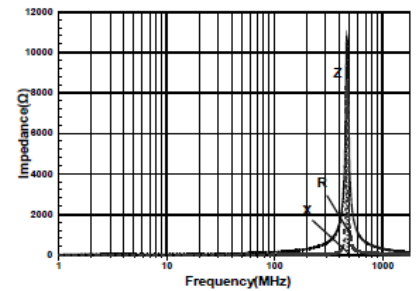
SBM1608F470DSP



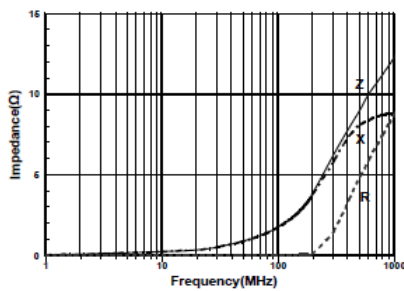
SBM1608F750DSP



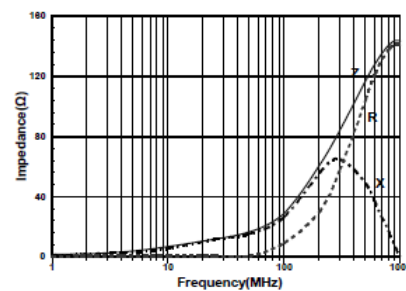
SBM1608F121DSP



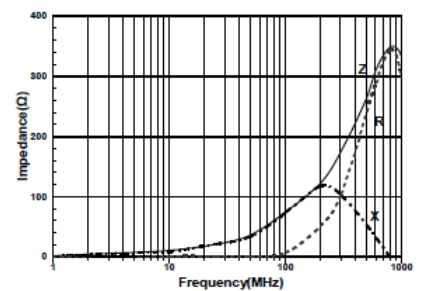
SBM1608G050JSP



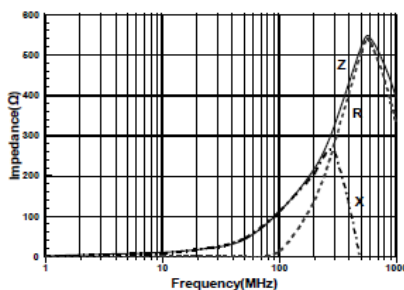
SBM1608G220JSP



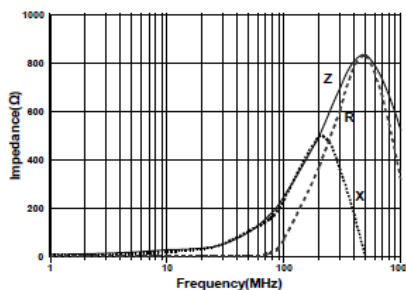
SBM1608G600HSP



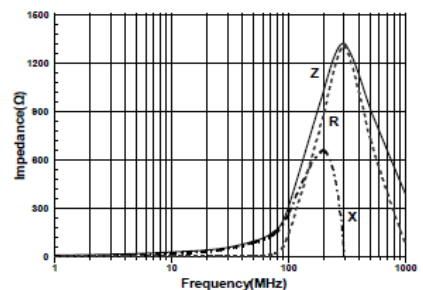
SBM1608G121HSP



SBM1608G221FSP



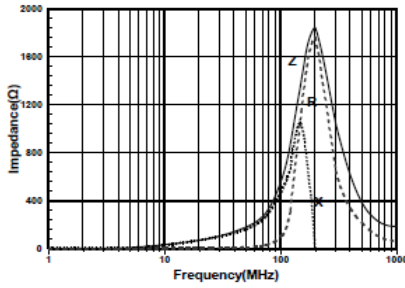
SBM1608G331FSP



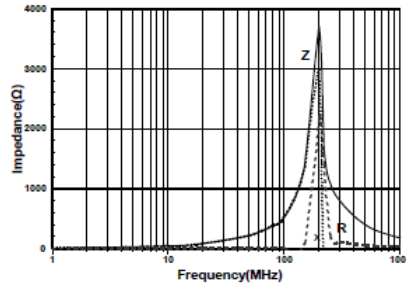
◆ Characteristics

## SBM1608 TYPE

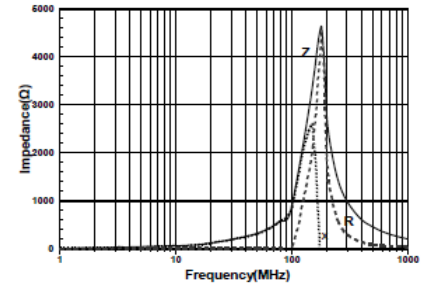
SBM1608G471ESP



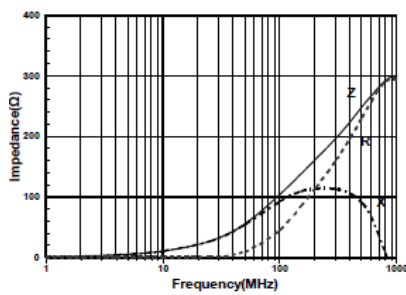
SBM1608G601DSP



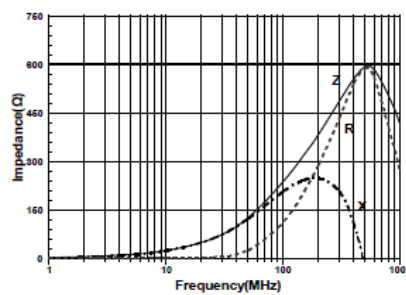
SBM1608G102CSP



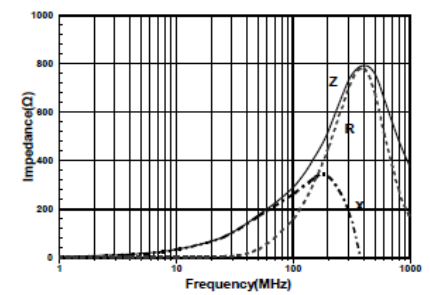
SBM1608K121HSP



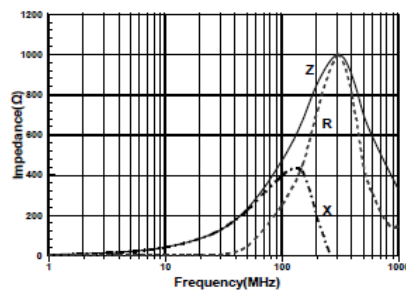
SBM1608K221FSP



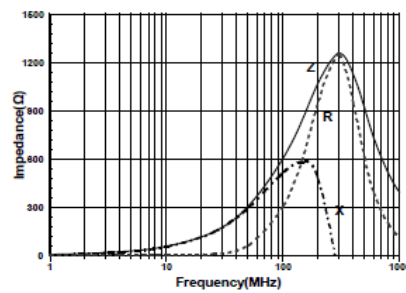
SBM1608K331FSP



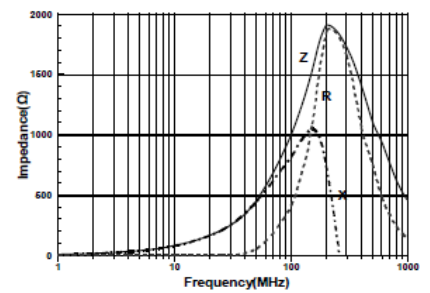
SBM1608K471ESP



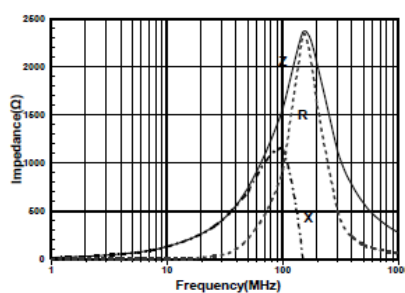
SBM1608K601DSP



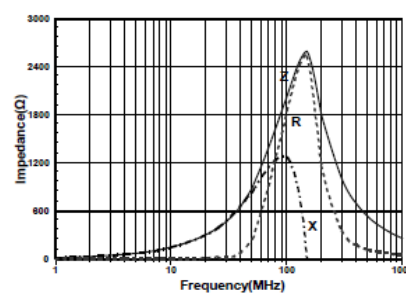
SBM1608K102DSP



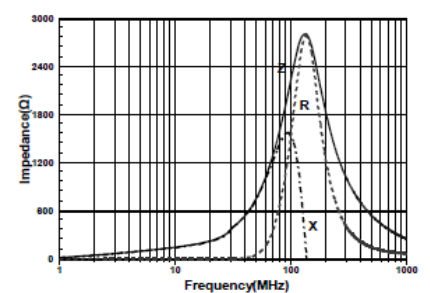
SBM1608K152DSP



SBM1608K202DSP



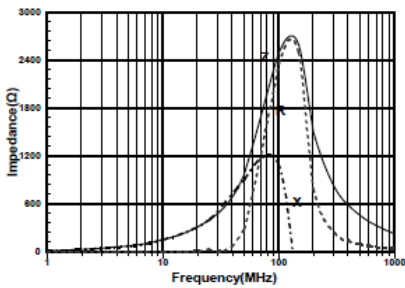
SBM1608K222DSP



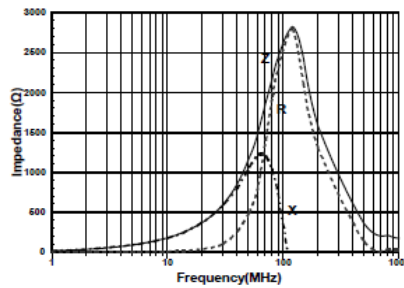
◆ Characteristics

## SBM1608 TYPE

SBM1608K252DSP

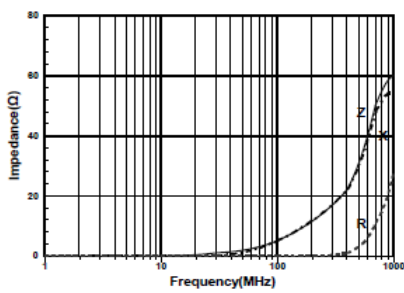


SBM1608K272DSP

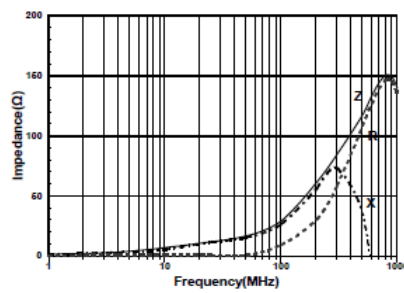


## SBM2012 TYPE

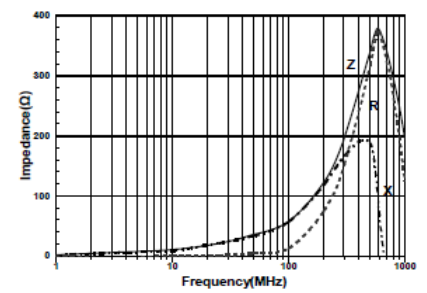
SBM2012G050LSP



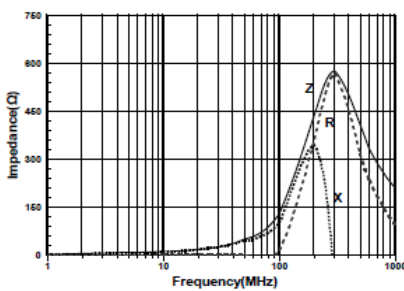
SBM2012G300LSP



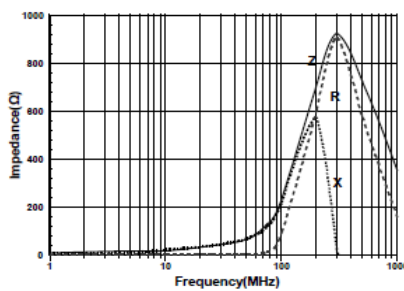
SBM2012G600JSP



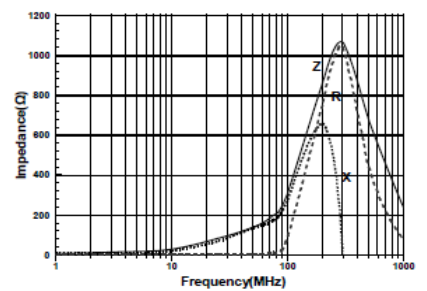
SBM2012G121HSP



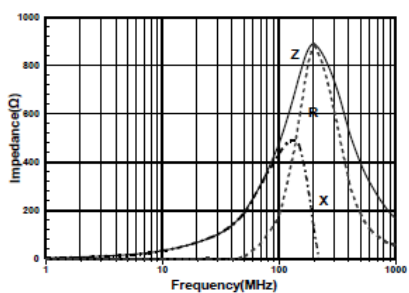
SBM2012G221HSP



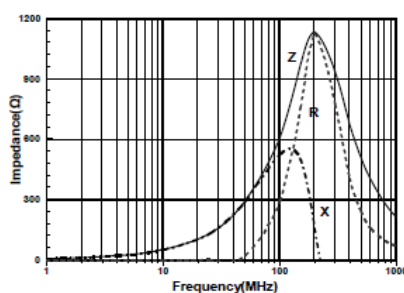
SBM2012G301HSP



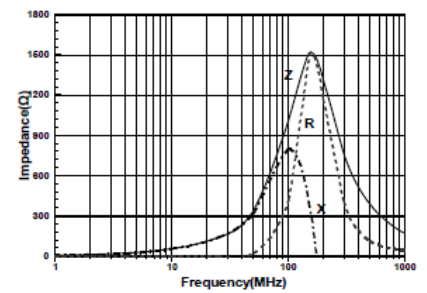
SBM2012G421HSP



SBM2012G601HSP



SBM2012G102FSP

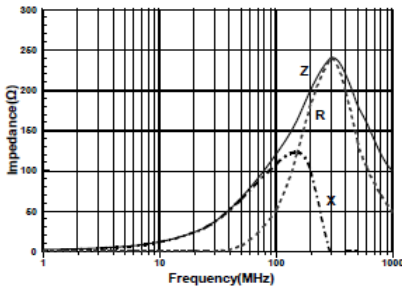




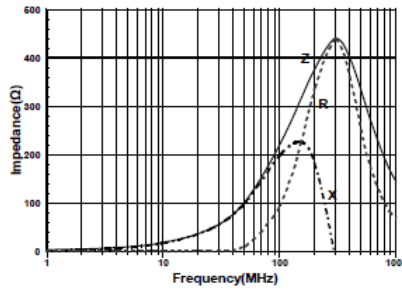
◆ Characteristics

## SBM2012 TYPE

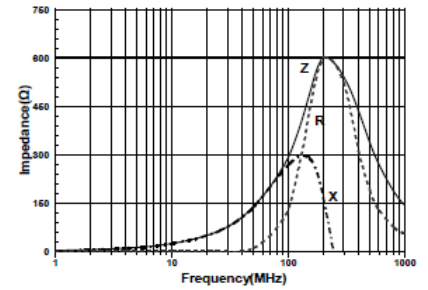
SBM2012K121HSP



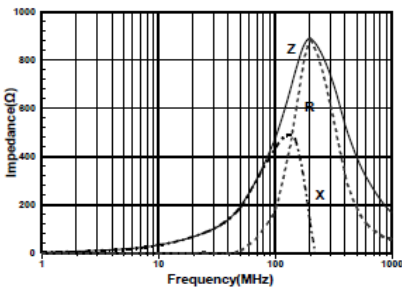
SBM2012K221HSP



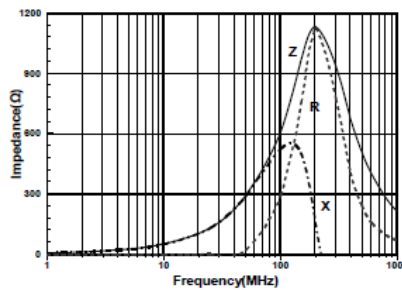
SBM2012K301HSP



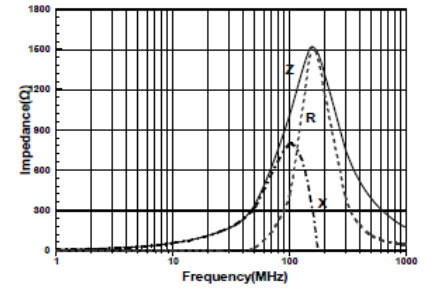
SBM2012K421HSP



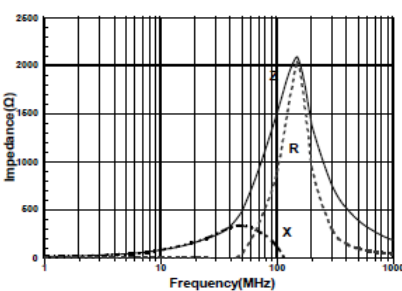
SBM2012K601HSP



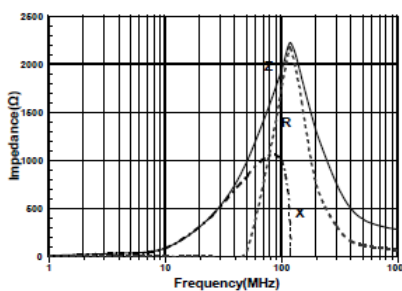
SBM2012K102FSP



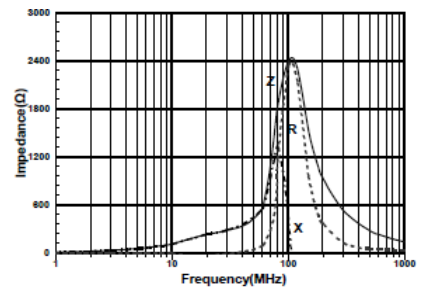
SBM2012K152DSP



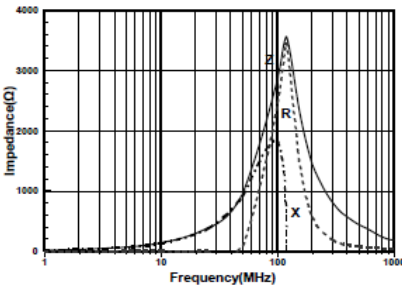
SBM2012K222DSP



SBM2012K252DSP



SBM2012K272DSP



◆ **Package**

Size EIA (EIA)	0603 (0201)	1005 (0402)	1608 (0603)	2012 (0805)
Standard Packing Quantity (pcs / reel)	15,000	10,000	4,000	4,000

## X-ON Electronics

Largest Supplier of Electrical and Electronic Components

*Click to view similar products for [Ferrite Beads](#) category:*

*Click to view products by [Sunltech](#) manufacturer:*

Other Similar products are found below :

[CZB1EGTTP700P](#) [CZB1JGTTD152P](#) [CZB1JGTTD601P](#) [CZB2AFTTD800P](#) [CZB2AGTTD121P](#) [CZB2AGTTD601P](#) [CZB2BFTTE600P](#)  
[PE-0402FB121ST](#) [NCB0603R301TR050F](#) [NCB0805A320TR050F](#) [NCB-H1206B680TR300F](#) [SMB2.5-1TR](#) [SMB2.5R-2](#) [CZB1EGTTP121P](#)  
[CZB1JGTTD102P](#) [CZB1JGTTD121P](#) [CZB1JGTTD221P](#) [CZB1JGTTD600P](#) [CZB2AGTTD301P](#) [CZB2BFTTE301P](#) [CZB2BFTTE601P](#)  
[4221R-1](#) [4221R-2](#) [4221R-3](#) [432703041971](#) [EMI0805R-2000](#) [EMI0805R-600](#) [SBY100505T-100Y-N](#) [NCB-GH0402D121TR060F](#) [NCB-](#)  
[H1812D125TR150F](#) [CZB2AGTTD102P](#) [NCB0402P301TR005F](#) [NCB0603R152TR030F](#) [NCB0805A121TR050F](#) [NCB3312K900TR500F](#)  
[NCB-H0805A102TR150F](#) [NCB-H0805A221TR300F](#) [NCB-H1806E181TR300F](#) [NCB0402P300TR030F](#) [NCB0402P700TR050F](#)  
[NCB0805A102TR040F](#) [NCB1806E151TR020F](#) [NCB-H0603R121TR300F](#) [NCB-H0805A220TR600F](#) [NCB-H0805A390TR400F](#) [NCB-](#)  
[H1206B121TR300F](#) [NCB-H1206B601TR200F](#) [CIM21J252NE](#) [EMI0805R-220](#) [74279250](#)