

## Multilayer Chip Ceramic Inductor



### ◆ Features

- 1、 Monolithic Structure for high reliability
- 2、 High self-resonant frequency
- 3、 Excellent solderability and high heat resistance
- 4、 RoHS Compliant.



### ◆ Application

- 1、 RF Circuit of in telecommunication and other Equipments

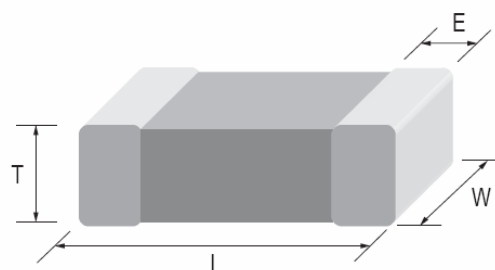
### ◆ PRODUCT IDENTIFICATION

**SCC 1005 C 1N0 J S P**  
**(1) (2) (3) (4) (5) (6) (7)**

- (1) Series Type
- (2) Chip Size (mm) :Length X Width
- (3) Material Code
- (4) Inductance: 1N0=1nH; 10N=10nH  
R10=100nH
- (5) Inductance Tolerance: S=±0.3%;  
J=±5%; K=±10%
- (6) Company Code
- (7) Packaging:P- Embossed paper tape, 7" reel  
E- Embossed plastic tape, 7" reel

### ◆ Dimensions Unit: mm

Size(EIA)	0603(0201)	1005 (0402)	1608 (0603)
<b>L</b>	0.60±0.05	1.00±0.10	1.60±0.150
<b>W</b>	0.30±0.05	0.50±0.10	0.80±0.150
<b>T</b>	0.30±0.05	0.50±0.10	0.80±0.150
<b>E</b>	0.20±0.10	0.25±0.10	0.30±0.20



## ◆ Specifications

Part Number	Inductance (nH)	Min. Quality Factor (Q)	L, Q Test Freq. L/Q(MHz)	Typical Q @ Freq. (MHz)						Min. Self-resonant Frequency (MHz)	Max. DC Resistance (Ω)	Max. Rated Current (mA)
				100	300	500	800	1000	1800			
				Q								
<b>SCC 0603 Series</b>												
SCC 0603C1N0SSP	1.0	4.0	100	5	8	12	16	18	23	>6000	0.15	550
SCC 0603C1N1SSP	1.1	4.0	100	5	8	11	15	17	22	>6000	0.15	550
SCC 0603C1N2SSP	1.2	4.0	100	5	8	11	14	16	21	>6000	0.16	550
SCC 0603C1N3SSP	1.3	4.0	100	5	8	11	14	16	21	>6000	0.16	550
SCC 0603C1N5SSP	1.5	4.5	100	5	8	11	14	16	21	>6000	0.2	500
SCC 0603C1N6SSP	1.6	4.5	100	5	8	11	14	16	20	>6000	0.22	440
SCC 0603C1N8SSP	1.8	4.5	100	5	8	11	15	17	21	>6000	0.25	420
SCC 0603C2N0SSP	2.0	4.5	100	5	9	11	15	17	21	>6000	0.25	400
SCC 0603C2N2SSP	2.2	4.5	100	5	9	12	16	18	22	>6000	0.26	400
SCC 0603C2N4SSP	2.4	4.5	100	5	9	12	16	18	22	>6000	0.26	380
SCC 0603C2N7SSP	2.7	4.5	100	5	9	12	16	18	22	>6000	0.28	350
SCC 0603C3N0SSP	3.0	4.5	100	5	9	12	16	18	22	6000	0.32	300
SCC 0603C3N3SSP	3.3	4.5	100	5	10	13	17	19	23	5800	0.35	300
SCC 0603C3N6SSP	3.6	4.5	100	5	10	13	17	19	23	5500	0.35	300
SCC 0603C3N9SSP	3.9	4.5	100	5	9	12	16	18	22	5200	0.4	280
SCC 0603C4N3SSP	4.3	4.5	100	5	9	12	16	18	22	4800	0.4	280
SCC 0603C4N7SSP	4.7	4.5	100	5	9	12	15	17	21	4600	0.45	250
SCC 0603C5N1SSP	5.1	5.0	100	6	10	13	17	19	22	4500	0.45	250
SCC 0603C5N6SSP	5.6	5.0	100	6	10	13	17	19	21	4200	0.48	250
SCC 0603C6N2SSP	6.2	5.0	100	6	10	12	16	18	20	4000	0.5	250
SCC 0603C6N8JSP	6.8	5.0	100	6	10	12	16	18	20	3800	0.55	240
SCC 0603C7N5JSP	7.5	5.0	100	6	10	12	16	18	20	3500	0.65	220
SCC 0603C8N2JSP	8.2	5.0	100	6	10	12	16	18	20	3300	0.7	200
SCC 0603C9N1JSP	9.1	5.0	100	6	10	12	16	18	20	3200	0.8	180
SCC 0603C10NJSP	10.0	5.0	100	6	10	13	16	18	19	3000	0.85	180
SCC 0603C12NJSP	12.0	5.0	100	6	10	13	16	18	18	2500	1	180
SCC 0603C15NJSP	15.0	5.0	100	6	12	15	19	21	18	2200	1.3	160
SCC 0603C18NJSP	18.0	6.0	100	7	12	15	19	20	17	2000	1.4	150
SCC 0603C22NJSP	22.0	6.0	100	7	13	15	19	20	15	1800	1.5	140
SCC 0603C27NJSP	27.0	6.0	100	7	13	15	19	20	13	1700	1.6	120
SCC 0603C33NJSP	33.0	6.0	100	7	10	12	14	15	9	1600	2.2	80
SCC 0603C39NJSP	39.0	6.0	100	7	10	12	14	14	8	1500	2.3	80
SCC 0603C47NJSP	47.0	6.0	100	7	10	12	13	13	5	1400	2.6	80
SCC 0603C56NJSP	56.0	6.0	100	7	10	12	12	11	—	1200	3	50
SCC 0603C68NJSP	68.0	6.0	100	7	10	12	11	10	—	1200	3.2	50
SCC 0603C82NJSP	82.0	6.0	100	7	10	12	11	9	—	1000	3.5	50

## ◆ Specifications

Part Number	Inductance (nH)	Min. Quality Factor (Q)	L, Q Test Freq. L/Q(MHz)	Typical Q @ Freq. (MHz)						Min. Self-resonant Frequency (MHz)	Max. DC Resistance (Ω)	Max. Rated Current (mA)
				100	300	500	800	1000	1800			
				Q								
<b>SCC 1005 Series</b>												
SCC 1005C1N0SSP	1.0±0.3	8	100	11	21	25	33	35	52	6000	0.1	400
SCC 1005C1N1SSP	1.1±0.3	8	100	11	21	25	33	35	52	6000	0.1	400
SCC 1005C1N2SSP	1.2±0.3	8	100	11	21	25	33	35	52	6000	0.1	400
SCC 1005C1N3SSP	1.3±0.3	8	100	11	21	25	33	35	52	6000	0.12	400
SCC 1005C1N5SSP	1.5±0.3	8	100	11	21	25	33	35	52	6000	0.13	400
SCC 1005C1N8SSP	1.8±0.3	8	100	10	18	21	29	32	49	6000	0.14	400
SCC 1005C2N0SSP	2.0±0.3	8	100	10	17	21	28	32	47	6000	0.15	400
SCC 1005C2N2SSP	2.2±0.3	8	100	10	17	21	28	31	47	6000	0.16	400
SCC 1005C2N4SSP	2.4±0.3	8	100	10	17	21	28	31	46	5500	0.16	400
SCC 1005C2N7SSP	2.7±0.3	8	100	10	17	21	28	31	46	5500	0.17	400
SCC 1005C3N0SSP	3.0±0.3	8	100	10	17	21	28	31	46	5500	0.18	400
SCC 1005C3N3SSP	3.3±0.3	8	100	10	17	21	28	31	46	5500	0.19	400
SCC 1005C3N6SSP	3.6±0.3	8	100	10	17	21	28	31	45	5200	0.22	400
SCC 1005C3N9SSP	3.9±0.3	8	100	10	17	21	28	31	45	5200	0.22	400
SCC 1005C4N3SSP	4.3±0.3	8	100	10	17	21	28	31	45	4800	0.24	400
SCC 1005C4N7SSP	4.7±0.3	8	100	10	17	21	28	31	45	4800	0.24	400
SCC 1005C5N1SSP	5.1±0.3	8	100	10	17	21	25	29	44	4600	0.26	400
SCC 1005C5N6SSP	5.6±0.3	8	100	10	17	21	25	29	44	4600	0.27	400
SCC 1005C6N2SSP	6.2±0.3	8	100	10	17	21	25	29	44	4200	0.3	300
SCC 1005C6N8JSP	6.8	8	100	10	18	21	26	30	44	4000	0.32	300
SCC 1005C7N5JSP	7.5	8	100	10	18	21	26	30	43	3600	0.37	300
SCC 1005C8N2JSP	8.2	8	100	10	18	21	26	30	43	3600	0.37	300
SCC 1005C9N1JSP	9.1	8	100	10	18	21	26	30	42	3200	0.42	300
SCC 1005C10NJSP	10	8	100	10	18	21	26	30	42	3200	0.42	300
SCC 1005C12NJSP	12	8	100	10	17	21	24	27	33	2800	0.5	300
SCC 1005C15NJSP	15	8	100	10	17	20	23	26	27	2500	0.55	300
SCC 1005C18NJSP	18	8	100	10	17	20	21	23	9	2200	0.65	300
SCC 1005C22NJSP	22	8	100	10	18	21	22	23	-	2000	0.8	200
SCC 1005C27NJSP	27	8	100	10	18	20	21	22	-	1600	0.9	200
SCC 1005C33NJSP	33	8	100	10	18	20	21	21	-	1300	1	200
SCC 1005C39NJSP	39	8	100	10	18	19	20	17	-	1200	1.2	150
SCC 1005C47NJSP	47	8	100	10	18	19	18	-	-	1000	1.3	150
SCC 1005C56NJSP	56	8	100	10	18	19	13	-	-	900	1.6	150

## ◆ Specifications

Part Number	Inductance (nH)	Min. Quality Factor (Q)	L, Q Test Freq. L/Q(MHz)	Typical Q @ Freq. (MHz)						Min. Self-resonant Frequency (MHz)	Max. DC Resistance (Ω)	Max. Rated Current (mA)
				100	300	500	800	1000	1800			
<b>SCC 1005 Series</b>												
SCC 1005C68NJSP	68	8	100	10	18	19	13	-	-	800	2.1	150
SCC 1005C82NJSP	82	8	100	10	18	19	13	-	-	750	2.4	150
SCC 1005CR10JSP	100	8	100	10	18	19	12	-	-	700	2.6	150
SCC 1005CR12JSP	120	8	100	10	18	19	-	-	-	600	2.8	150
SCC 1005CR15JSP	150	8	100	10	17	8	-	-	-	550	3.2	100
SCC 1005CR18JSP	180	8	100	10	17	-	-	-	-	500	3.7	100
SCC 1005CR22JSP	220	8	100	12	14	-	-	-	-	450	4	100
SCC 1005CR27JSP	270	8	100	12	12	-	-	-	-	400	4.5	100
<b>SCC 1608 Series</b>												
SCC 1608C1N2SSP	1.2±0.3	8	100	12	22	37	38	68	85	6000	0.05	500
SCC 1608C1N5SSP	1.5±0.3	8	100	12	22	37	38	68	85	6000	0.1	500
SCC 1608C1N8SSP	1.8±0.3	8	100	12	21	33	35	61	85	6000	0.12	500
SCC 1608C2N2SSP	2.2±0.3	8	100	12	26	40	39	60	85	6000	0.2	500
SCC 1608C2N7SSP	2.7±0.3	8	100	12	23	27	37	47	85	6000	0.2	500
SCC 1608C3N3SSP	3.3±0.3	8	100	12	23	27	36	47	77	6000	0.2	500
SCC 1608C3N9SSP	3.9±0.3	8	100	12	25	28	38	47	73	6000	0.2	500
SCC 1608C4N7SSP	4.7±0.3	8	100	12	26	30	38	49	81	6000	0.2	500
SCC 1608C5N6SSP	5.6±0.3	8	100	12	26	29	35	34	28	5000	0.3	500
SCC 1608C6N8JSP	6.8	8	100	12	23	27	35	40	63	4500	0.3	500
SCC 1608C8N2JSP	8.2	8	100	12	22	26	33	39	50	4000	0.3	500
SCC 1608C10NJSP	10	8	100	14	25	31	38	45	64	3500	0.5	300
SCC 1608C12NJSP	12	8	100	14	24	28	35	39	50	2800	0.5	300
SCC 1608C15NJSP	15	8	100	14	22	27	34	40	45	2300	0.6	300
SCC 1608C18NJSP	18	8	100	14	24	28	35	38	37	2200	0.6	300
SCC 1608C22NJSP	22	8	100	15	27	32	38	43	36	2000	0.6	300
SCC 1608C27NJSP	27	8	100	15	26	29	36	44	25	1700	0.8	300
SCC 1608C33NJSP	33	8	100	15	26	30	35	34	6	1500	0.8	300
SCC 1608C39NJSP	39	8	100	15	22	25	28	28	-	1300	0.8	300
SCC 1608C47NJSP	47	8	100	15	25	29	30	25	-	1200	1	300
SCC 1608C56NJSP	56	8	100	15	28	31	31	25	-	1100	1	300
SCC 1608C68NJSP	68	8	100	15	22	25	22	15	-	900	1	300
SCC 1608C82NJSP	82	8	100	15	23	24	22	-	-	800	1	300
SCC 1608CR10JSP	100	8	100	15	25	27	16	-	-	700	1.2	300

## ◆ Specifications

Part Number	Inductance (nH)	Min. Quality Factor (Q)	L, Q Test Freq. L/Q(MHz)	Typical Q @ Freq. (MHz)						Min. Self-resonant Frequency (MHz)	Max. DC Resistance (Ω)	Max. Rated Current (mA)
				100	300	500	800	1000	1800			
				Q								
<b>SCC 1608 Series</b>												
SCC 1608CR12JSP	120	8	50	15	24	23	-	-	-	600	1.4	200
SCC 1608CR15JSP	150	8	50	15	19	16	-	-	-	500	1.6	200
SCC 1608CR18JSP	180	8	50	15	18	12	-	-	-	400	1.9	200
SCC 1608CR22JSP	220	8	50	15	16	-	-	-	-	350	2.4	200
SCC 1608CR27JSP	270	8	50	16	18	-	-	-	-	350	2.6	150
SCC 1608CR33JSP	330	8	50	16	16	-	-	-	-	350	2.8	150
SCC 1608CR39JSP	390	8	50	16	-	-	-	-	-	300	3.2	150
SCC 1608CR43JSP	430	8	50	16	-	-	-	-	-	280	3.4	150
SCC 1608CR47JSP	470	8	50	15	-	-	-	-	-	250	3.6	150

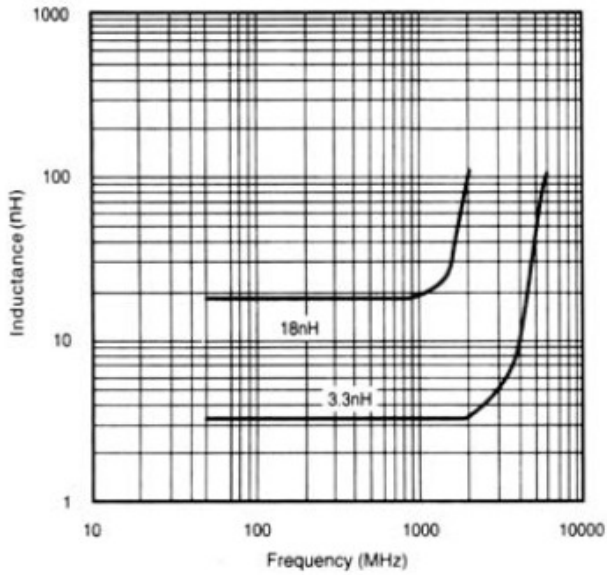
## ◆ General Technical Data

<b>Operating Temperature Range</b>	-55°C ~ +125°C
<b>Storage Condition</b>	Less than 40°C and 70% RH
<b>Soldering Method</b>	Reflow or Wave Soldering

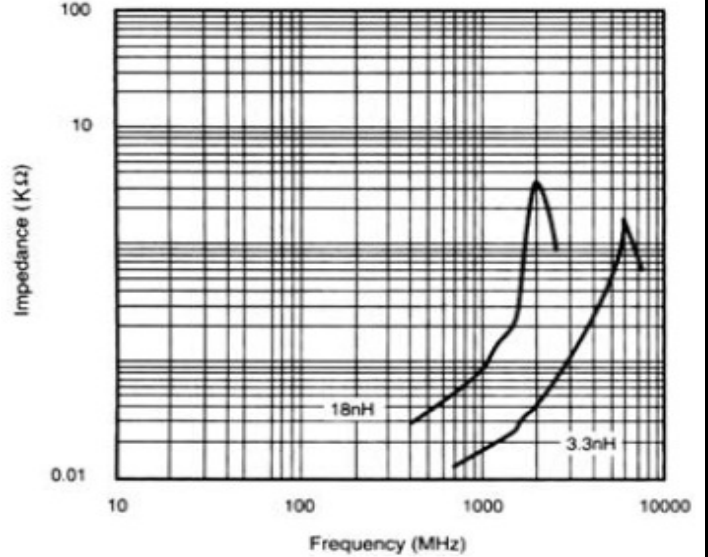
◆ TYPICAL ELECTRICAL CHARACTERISTICS

SCC 0603 Series

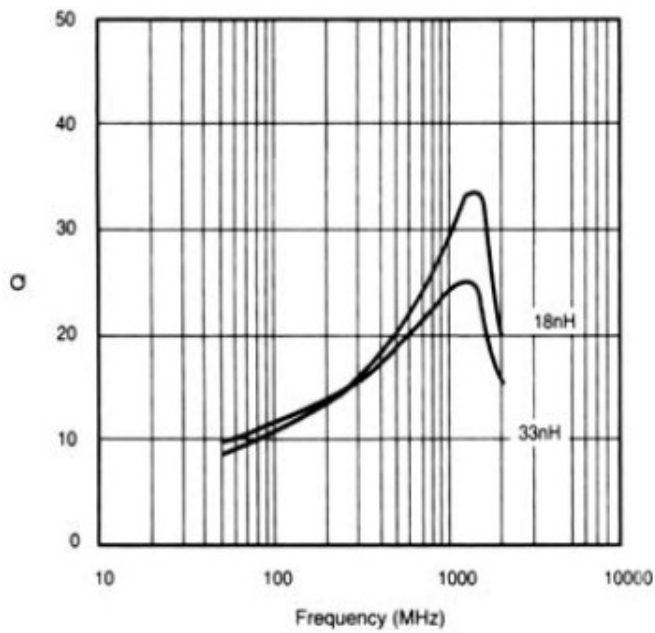
Inductance vs. Frequency Characteristics



Impedance vs. Frequency Characteristics



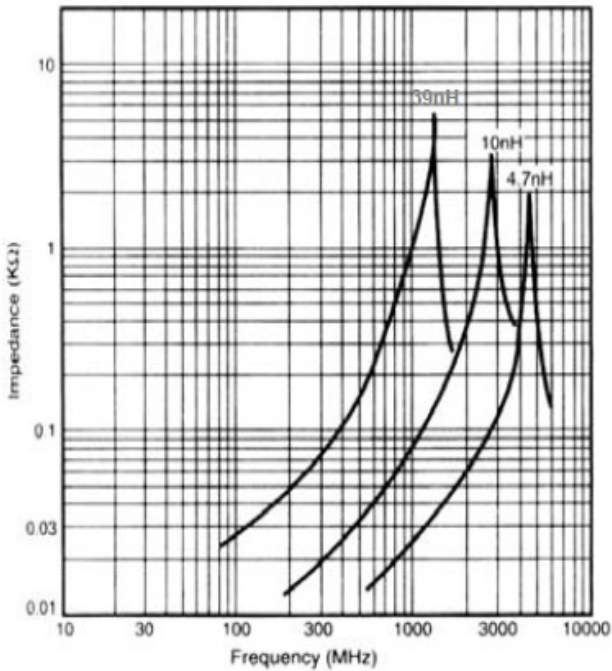
Q vs. Frequency Characteristics



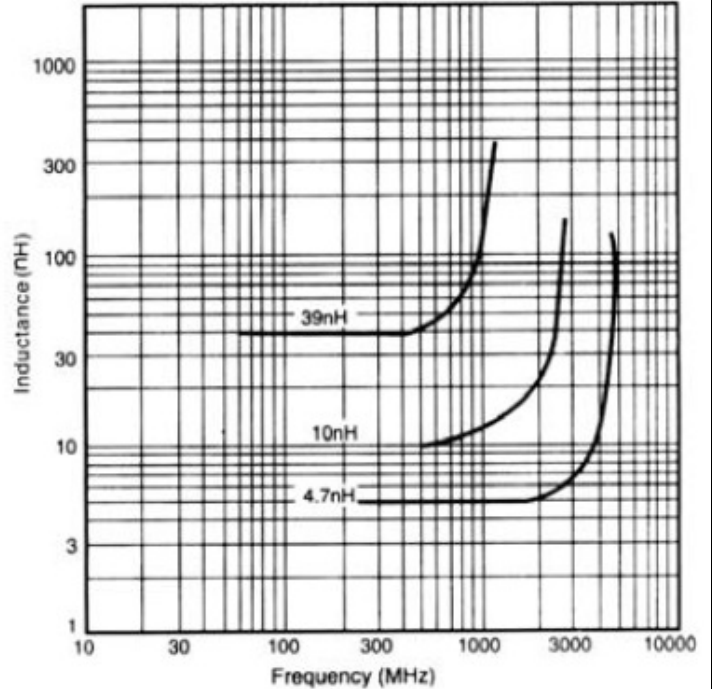
◆ **TYPICAL ELECTRICAL CHARACTERISTICS**

**SCC 1005 Series**

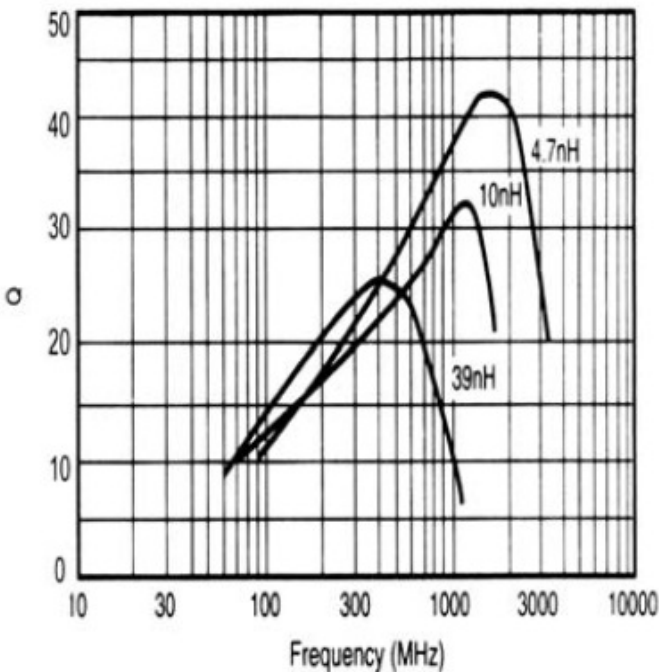
**Inductance vs. Frequency Characteristics**



**Impedance vs. Frequency Characteristics**



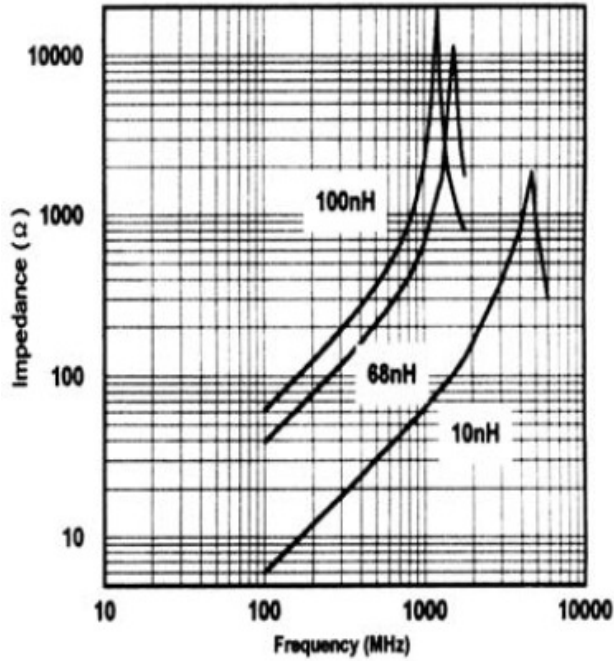
**Q vs. Frequency Characteristics**



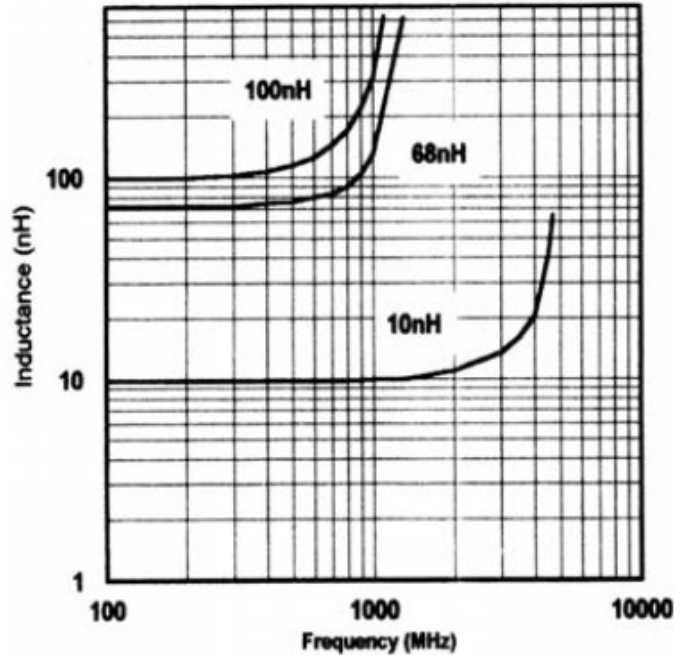
◆ **TYPICAL ELECTRICAL CHARACTERISTICS**

SCC 1608 Series

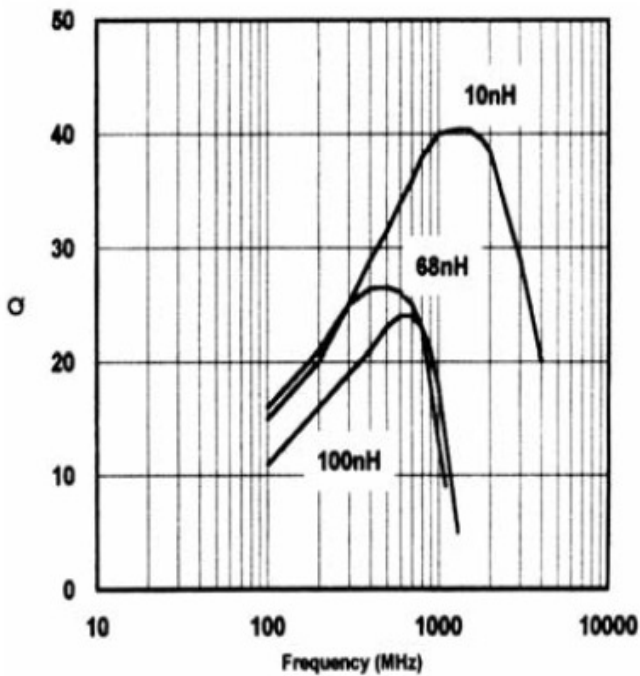
**Inductance vs. Frequency Characteristics**



**Impedance vs. Frequency Characteristics**



**Q vs. Frequency Characteristics**





## X-ON Electronics

Largest Supplier of Electrical and Electronic Components

*Click to view similar products for [Fixed Inductors](#) category:*

*Click to view products by [Sunltech](#) manufacturer:*

Other Similar products are found below :

[MLZ1608M6R8WTD25](#) [MLZ1608N6R8LT000](#) [MLZ1608N3R3LTD25](#) [MLZ1608N3R3LT000](#) [MLZ1608N150LT000](#)  
[MLZ1608M150WTD25](#) [MLZ1608M3R3WTD25](#) [MLZ1608M3R3WT000](#) [MLZ1608M150WT000](#) [MLZ1608A1R5WT000](#)  
[MLZ1608N1R5LT000](#) [B82432C1333K000](#) [PCMB053T-1R0MS](#) [PCMB053T-1R5MS](#) [PCMB104T-1R5MS](#) [CR32NP-100KC](#) [CR32NP-151KC](#) [CR32NP-180KC](#) [CR32NP-181KC](#) [CR32NP-1R5MC](#) [CR32NP-390KC](#) [CR32NP-3R9MC](#) [CR32NP-680KC](#) [CR32NP-820KC](#)  
[CR32NP-8R2MC](#) [CR43NP-390KC](#) [CR43NP-560KC](#) [CR43NP-680KC](#) [CR54NP-181KC](#) [CR54NP-470LC](#) [CR54NP-820KC](#) [CR54NP-8R5MC](#)  
[MGDQ4-00004-P](#) [MGDU1-00016-P](#) [MHL1ECTTP18NJ](#) [MHL1JCTTD12NJ](#) [PE-51506NL](#) [PE-53601NL](#) [PE-53630NL](#) [PE-53824SNLT](#) [PE-62892NL](#) [PE-92100NL](#) [PG0434.801NLT](#) [PG0936.113NLT](#) [PM06-2N7](#) [PM06-39NJ](#) [HC2LP-R47-R](#) [HC2-R47-R](#) [HC3-2R2-R](#) [HC8-1R2-R](#)