

## Wire Wound Chip Ceramic Inductor



### ◆ Features

- 1、 Small chip suitable for surface mounting;
- 2、 High Q value and high self-resonant frequency with ceramic material;
- 3、 Tight inductance tolerance and stable inductance; at high frequency;
- 4、 RoHS Compliant.



### ◆ Application

- 1、 High frequency circuit in telecommunication and other equipments;
- 2、 Mobile phones such as GSM, CDMA, PDC, etc;
- 3、 Bluetooth, W-LAN, Broadband network.

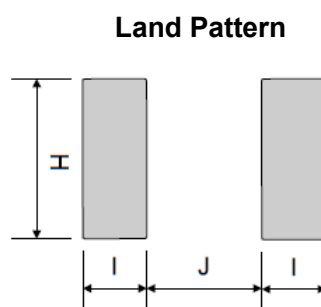
### ◆ PRODUCT IDENTIFICATION

**SCW 1608 C R10 J S T**  
**(1) (2) (3) (4) (5) (6) (7)**

- (1) Series Type
- (2) Chip Size (mm) :Length X Width
- (3) Material Code
- (4) Inductance: 0N1=0.1nH; 4N7=4.7nH  
10N=10nH; R10=100nH  
1R0=1000nH
- (5) Inductance Tolerance: G=±2%; J=±5%;  
K=±10%;
- (6) Company Code
- (7) Packaging: Tape Carrier Package

### ◆ SHAPE AND DIMENSIONS (unit: mm)

Series	A	B	C	D	E	F	H	I	J
SCW1005C	1.2 ±0.10	0.60±0.10	0.60±0.10	0.20±0.05	0.50±0.05	0.20±0.05	0.64±0.05	0.40±0.05	0.60±0.05
SCW1608C	1.68±0.10	1.00±0.10	0.85±0.10	0.32±0.05	0.76±0.05	0.33±0.05	1.02±0.05	0.60±0.05	0.60±0.05
SCW2012C	2.20±0.10	1.62±0.10	1.45±0.10	0.48±0.05	1.22±0.05	0.45±0.05	1.72±0.05	1.02±0.05	0.76±0.05
SCW2520C	2.65±0.10	2.60±0.10	2.00±0.10	0.50±0.05	2.05±0.05	0.45±0.05	2.50±0.05	1.02±0.05	1.27±0.05
SCW3216C	3.46±0.10	2.06±0.10	1.42±0.10	0.50±0.05	1.55±0.05	0.45±0.05	1.88±0.05	1.02±0.05	1.78±0.05
SCW3225C	3.46±0.10	2.75±0.10	2.60±0.10	0.50±0.05	2.05±0.05	0.45±0.05	2.97±0.05	1.02±0.05	1.78±0.05
SCW4532C	4.75±0.10	3.71±0.10	3.33±0.10	1.72±0.05	2.85±0.05	0.53±0.05	3.00±0.05	1.14±0.05	3.00±0.05



## ◆ Specifications

Part Number	Inductance	Min. Quality Factor	L/Q Test Condition	Max. DC Resistance	Max. Rated Current	Min. Self-resonant Frequency
	nH	Q	MHZ	$\Omega$	mA	MHZ
<b>SCW1005C Series</b>						
SCW1005C0N8JST	0.8	14	250	0.035	1000	>6000
SCW1005C1N8JST	1.8	20	250	0.043	950	>6000
SCW1005C2N0JST	2.0	23	250	0.043	950	>6000
SCW1005C2N2JST	2.2	22	250	0.058	820	>6000
SCW1005C3N0JST	3.0	24	250	0.063	790	>6000
SCW1005C3N3JST	3.3	24	250	0.063	790	>6000
SCW1005C3N6JST	3.6	24	250	0.063	790	>6000
SCW1005C3N9JST	3.9	24	250	0.063	790	>6000
SCW1005C4N3JST	4.3	22	250	0.07	750	>6000
SCW1005C4N7JST	4.7	20	250	0.12	570	>6000
SCW1005C5N1JST	5.1	23	250	0.1	620	>6000
SCW1005C5N6JST	5.6	25	250	0.078	710	>6000
SCW1005C5N8JST	5.8	25	250	0.078	710	>6000
SCW1005C6N2JST	6.2	25	250	0.078	710	>6000
SCW1005C6N8JST	6.8	24	250	0.105	610	6000
SCW1005C7N5JST	7.5	25	250	0.12	570	6000
SCW1005C8N2JST	8.2	25	250	0.11	590	5500
SCW1005C9N1JST	9.1	25	250	0.11	590	5500
SCW1005C10NJST	10	24	250	0.15	510	5500
SCW1005C11NJST	11	26	250	0.12	570	5500
SCW1005C12NJST	12	26	250	0.12	570	5500
SCW1005C13NJST	13	24	250	0.18	460	5000
SCW1005C14NJST	14	26	250	0.21	430	5000
SCW1005C15NJST	15	26	250	0.21	430	5000
SCW1005C16NJST	16	25	250	0.28	370	4500
SCW1005C18NJST	18	25	250	0.28	370	4500
SCW1005C19NJST	19	26	250	0.24	400	4000
SCW1005C20NJST	20	26	250	0.24	400	4000
SCW1005C22NJST	22	25	250	0.36	330	4000
SCW1005C23NJST	23	25	250	0.36	330	3800
SCW1005C24NJST	24	25	250	0.36	330	3500
SCW1005C27NJST	27	25	250	0.38	320	3500
SCW1005C30NJST	30	25	250	0.38	320	3300



## ◆ Specifications

Part Number	Inductance	Min. Quality Factor	L/Q Test Condition	Max. DC Resistance	Max. Rated Current	Min. Self-resonant Frequency
	nH	Q	MHZ	$\Omega$	mA	MHZ
<b>SCW1608C Series</b>						
SCW1608C1N6JST	1.6	18	250	0.035	1150	>6000
SCW1608C1N7JST	1.7	16	250	0.043	1000	>6000
SCW1608C1N8JST	1.8	18	250	0.043	1000	>6000
SCW1608C2N2JST	2.2	13	250	0.15	700	>6000
SCW1608C2N7JST	2.7	25	250	0.043	1000	>6000
SCW1608C3N3JST	3.3	25	250	0.059	850	>6000
SCW1608C3N6JST	3.6	25	250	0.059	850	>6000
SCW1608C3N9JST	3.9	25	250	0.059	850	>6000
SCW1608C4N3JST	4.3	25	250	0.059	850	>6000
SCW1608C4N7JST	4.7	25	250	0.065	800	>6000
SCW1608C5N1JST	5.1	21	250	0.13	600	>6000
SCW1608C6N2JST	6.2	29	250	0.095	700	>6000
SCW1608C6N8JST	6.8	29	250	0.095	700	>6000
SCW1608C7N5JST	7.5	33	250	0.095	700	>6000
SCW1608C8N2JST	8.2	31	250	0.095	700	>6000
SCW1608C8N7JST	8.7	31	250	0.095	700	>6000
SCW1608C9N1JST	9.1	30	250	0.12	620	6000
SCW1608C9N5JST	9.5	26	250	0.16	540	6000
SCW1608C10NJST	10	30	250	0.13	600	6000
SCW1608C11NJST	11	35	250	0.13	600	6000
SCW1608C12NJST	12	35	250	0.13	600	6000
SCW1608C13NJST	13	35	250	0.13	600	6000
SCW1608C15NJST	15	37	250	0.15	550	6000
SCW1608C16NJST	16	37	250	0.15	550	5500
SCW1608C18NJST	18	37	250	0.15	550	5500
SCW1608C20NJST	20	37	250	0.15	550	4900
SCW1608C22NJST	22	38	250	0.19	490	4600
SCW1608C23NJST	23	40	250	0.19	490	3800
SCW1608C24NJST	24	40	250	0.19	490	3800
SCW1608C25NJST	25	40	250	0.19	490	3700
SCW1608C27NJST	27	38	250	0.19	490	3700
SCW1608C30NJST	30	38	250	0.21	470	3300
SCW1608C33NJST	33	40	250	0.21	470	3200

◆ Specifications

Part Number	Inductance	Min. Quality Factor	L/Q Test Condition	Max. DC Resistance	Max. Rated Current	Min. Self-resonant Frequency
	nH	Q	MHZ	Ω	mA	MHZ
<b>SCW1608C Series</b>						
SCW1608C36NJST	36	40	250	0.22	460	2900
SCW1608C39NJST	39	40	250	0.22	460	2800
SCW1608C43NJST	43	40	250	0.27	400	2700
SCW1608C47NJST	47	36	200	0.27	400	2600
SCW1608C51NJST	51	35	200	0.3	390	2400
SCW1608C56NJST	56	38	200	0.35	360	2400
SCW1608C62NJST	62	36	200	0.38	350	2300
SCW1608C68NJST	68	36	200	0.38	350	2200
SCW1608C72NJST	72	34	150	0.43	320	2100
SCW1608C82NJST	82	34	150	0.5	300	2000
SCW1608C91NJST	91	34	150	0.52	300	1900
SCW1608CR10JST	100	31	150	0.66	260	1800
SCW1608CR11JST	110	32	150	0.73	250	1700
SCW1608CR12JST	120	32	150	0.75	240	1600
SCW1608CR15JST	150	32	150	1.12	200	1400
SCW1608CR16JST	160	32	150	1.12	200	1400
SCW1608CR18JST	180	25	100	1.38	180	1300
SCW1608CR20JST	200	25	100	1.9	150	1250
SCW1608CR22JST	220	25	100	2.1	140	1200
SCW1608CR24JST	240	25	100	2.75	120	1100
SCW1608CR25JST	250	25	100	2.8	120	1100
SCW1608CR27JST	270	26	100	3	120	960
SCW1608CR33JST	330	26	100	4.2	100	800
SCW1608CR39JST	390	27	100	4.5	100	800
SCW1608CR42JST	420	27	100	5.4	90	800
SCW1608CR47JST	470	27	100	5.7	90	700
SCW1608CR56JST	560	27	100	8.1	70	650

## ◆ Specifications

Part Number	Inductance	Min. Quality Factor	L/Q Test Condition	Max. DC Resistance	Max. Rated Current	Min. Self-resonant Frequency
	nH	Q	MHZ	$\Omega$	mA	MHZ
<b>SCW2012C Series</b>						
SCW2012C2N2JST	2.2	40	250/1500	0.1	600	>6000
SCW2012C3N3JST	3.3	25	250/1500	0.2	600	>6000
SCW2012C6N8JST	6.8	40	250/1000	0.11	600	5000
SCW2012C8N2JST	8.2	40	250/1000	0.19	600	4600
SCW2012C12NJST	12	40	250/500	0.15	600	4000
SCW2012C15NJST	15	40	250/500	0.17	600	2900
SCW2012C18NJST	18	50	250/500	0.2	600	3300
SCW2012C22NJST	22	55	250/500	0.22	500	2000
SCW2012C27NJST	27	55	250/500	0.25	500	2500
SCW2012C33NJST	33	60	250/500	0.27	500	2000
SCW2012C39NJST	39	60	250/500	0.29	500	2000
SCW2012C47NJST	47	50	200/500	0.31	500	1600
SCW2012C56NJST	56	55	200/500	0.32	500	1550
SCW2012C68NJST	68	55	200/500	0.38	500	1450
SCW2012C82NJST	82	50	150/500	0.42	400	1300
SCW2012CR10JST	100	50	150/500	0.46	400	1200
SCW2012CR12JST	120	50	150/250	0.51	400	1100
SCW2012CR15JST	150	50	100/250	0.56	400	920
SCW2012CR18JST	180	50	100/250	0.64	400	870
SCW2012CR22JST	220	45	100/250	1.1	400	850
SCW2012CR27JST	270	38	100/250	1	350	650
SCW2012CR33JST	330	40	100/250	1.4	310	600
SCW2012CR39JST	390	35	100/250	1.5	290	560
SCW2012CR47JST	470	33	50/100	1.72	250	375
SCW2012CR56JST	560	23	25/50	1.9	230	320
SCW2012CR62JST	620	23	25/50	1.95	200	280
SCW2012CR68JST	680	23	25/50	2.05	190	270
SCW2012CR75JST	750	23	25/50	2.1	180	240
SCW2012CR82JST	820	23	25/50	2.3	180	250
SCW2012CR91JST	910	23	25/50	2.4	180	230
SCW2012C1R0JST	1000	22	25/50	2.5	170	200
SCW2012C1R2JST	1200	22	25/50	2.55	170	180
SCW2012C1R5JST	1500	21	25/50	2.8	160	170
SCW2012C1R8JST	1800	21	25/50	3.2	150	160
SCW2012C2R2JST	2200	21	25/50	3.8	150	150

## ◆ Specifications

Part Number	Inductance	Min. Quality Factor	L/Q Test Condition	Max. DC Resistance	Max. Rated Current	Min. Self-resonant Frequency
	nH	Q	MHZ	$\Omega$	mA	MHZ
<b>SCW2520C Series</b>						
SCW2520C4N7JST	4.7	50	50/1500	0.11	1000	>6000
SCW2520C10NJST	10	50	50/500	0.08	1000	4100
SCW2520C12NJST	12	50	50/500	0.09	1000	3300
SCW2520C15NJST	15	50	50/500	0.13	1000	2500
SCW2520C18NJST	18	50	50/350	0.11	1000	2500
SCW2520C22NJST	22	55	50/350	0.12	1000	2400
SCW2520C27NJST	27	55	50/350	0.13	1000	1600
SCW2520C33NJST	33	60	50/350	0.14	1000	1600
SCW2520C39NJST	39	50	50/350	0.15	1000	1500
SCW2520C47NJST	47	65	50/350	0.16	1000	1500
SCW2520C56NJST	56	50	50/350	0.18	1000	1300
SCW2520C68NJST	68	65	50/350	0.21	1000	1200
SCW2520C82NJST	82	60	50/350	0.22	1000	800
SCW2520CR10JST	100	60	25/350	0.56	650	1000
SCW2520CR12JST	120	60	25/350	0.63	650	950
SCW2520CR15JST	150	50	25/100	0.62	580	800
SCW2520CR18JST	180	50	25/100	0.7	620	750
SCW2520CR22JST	220	50	25/100	0.8	500	630
SCW2520CR27JST	270	50	25/100	0.91	500	600
SCW2520CR33JST	330	50	25/100	1.05	450	530
SCW2520CR39JST	390	50	25/100	1.12	470	480
SCW2520CR47JST	470	50	25/100	1.19	470	450
SCW2520CR56JST	560	50	25/100	1.33	400	390
SCW2520CR62JST	620	45	25/100	1.4	300	375
SCW2520CR68JST	680	45	25/100	1.47	400	360
SCW2520CR75JST	750	45	25/100	1.54	360	360
SCW2520CR82JST	820	45	25/100	1.61	400	330
SCW2520CR91JST	910	35	25/50	1.68	380	295
SCW2520C1R0JST	1000	35	25/50	1.8	370	270
SCW2520C1R2JST	1200	35	7.9/50	2	310	200
SCW2520C1R5JST	1500	28	7.9/50	2.3	330	150
SCW2520C1R8JST	1800	28	7.9/50	2.6	300	120
SCW2520C2R2JST	2200	28	7.9/50	2.8	280	100

◆ Specifications

Part Number	Inductance	Min. Quality Factor	L/Q Test Condition	Max. DC Resistance	Max. Rated Current	Min. Self-resonant Frequency
	nH	Q	MHZ	Ω	mA	MHZ
<b>SCW3216C Series</b>						
SCW3216C3N3JST	3.3	20	100/300	0.07	1000	6200
SCW3216C6N8JST	6.8	30	100/300	0.07	1000	5500
SCW3216C10NJST	10	40	100/300	0.09	1000	4000
SCW3216C12NJST	12	40	100/300	0.09	1000	3200
SCW3216C15NJST	15	40	100/300	0.12	1000	3200
SCW3216C18NJST	18	45	100/300	0.12	1000	2800
SCW3216C22NJST	22	50	100/300	0.12	1000	2200
SCW3216C27NJST	27	50	100/300	0.12	1000	1800
SCW3216C33NJST	33	50	100/300	0.12	1000	1800
SCW3216C39NJST	39	50	100/300	0.12	1000	1800
SCW3216C47NJST	47	50	100/300	0.13	1000	1500
SCW3216C56NJST	56	55	100/300	0.14	1000	1450
SCW3216C68NJST	68	55	100/300	0.26	900	1200
SCW3216C82NJST	82	55	100/300	0.21	900	1200
SCW3216CR10JST	100	55	100/300	0.3	850	1100
SCW3216CR12JST	120	60	100/300	0.3	800	1100
SCW3216CR15JST	150	55	100/300	0.31	750	950
SCW3216CR18JST	180	60	50/300	0.43	700	900
SCW3216CR22JST	220	60	50/300	0.56	670	760
SCW3216CR27JST	270	50	50/300	0.56	630	730
SCW3216CR33JST	330	45	50/150	0.7	590	650
SCW3216CR39JST	390	45	50/150	0.8	530	600
SCW3216CR47JST	470	45	50/150	1.3	490	550
SCW3216CR56JST	560	45	35/150	1.34	460	470
SCW3216CR68JST	680	45	35/150	1.58	430	450
SCW3216CR82JST	820	45	35/150	1.82	400	420
SCW3216C1R0JST	1000	45	35/150	2.8	320	400
SCW3216C1R2JST	1200	45	35/150	3.2	300	380



## ◆ Specifications

Part Number	Inductance	Min. Quality Factor	L/Q Test Condition	Max. DC Resistance	Max. Rated Current	Min. Self-resonant Frequency
	nH	Q	MHZ	$\Omega$	mA	MHZ
<b>SCW3225C Series</b>						
SCW3225C3N9JST	3.9	30	100/300	0.05	1000	6000
SCW3225C4N7JST	4.7	30	100/300	0.065	1000	5800
SCW3225C8N2JST	8.2	30	100/300	0.07	1000	5500
SCW3225C10NJST	10	40	100/300	0.08	1000	4000
SCW3225C12NJST	12	40	100/300	0.08	1000	3200
SCW3225C15NJST	15	40	100/300	0.1	1000	3200
SCW3225C18NJST	18	50	100/300	0.1	1000	2800
SCW3225C22NJST	22	50	100/300	0.1	1000	2200
SCW3225C27NJST	27	50	100/300	0.11	1000	1800
SCW3225C33NJST	33	55	100/300	0.11	1000	1800
SCW3225C39NJST	39	55	100/300	0.12	1000	1500
SCW3225C43NJST	43	55	100/300	0.12	1000	1500
SCW3225C47NJST	47	55	100/300	0.13	1000	1500
SCW3225C56NJST	56	55	100/300	0.14	1000	1450
SCW3225C68NJST	68	55	100/300	0.15	900	1200
SCW3225C82NJST	82	55	100/300	0.2	900	1000
SCW3225CR10JST	100	55	100/300	0.2	850	900
SCW3225CR12JST	120	60	100/300	0.25	800	800
SCW3225CR15JST	150	60	100/300	0.25	750	700
SCW3225CR18JST	180	60	50/300	0.3	700	650
SCW3225CR22JST	220	60	50/300	0.4	770	650
SCW3225CR27JST	270	40	50/300	0.4	630	580
SCW3225CR33JST	330	45	50/150	0.58	590	580
SCW3225CR39JST	390	45	50/150	0.58	530	510
SCW3225CR47JST	470	45	50/150	0.8	490	480
SCW3225CR56JST	560	45	35/150	1.1	460	420
SCW3225CR68JST	680	45	35/150	1.2	430	400
SCW3225CR82JST	820	45	35/150	1.82	400	370
SCW3225C1R0JST	1000	45	35/150	1.85	320	340
SCW3225C1R2JST	1200	35	35/150	1.87	300	220
SCW3225C1R5JST	1500	20	7.9/50	1.95	310	160
SCW3225C1R8JST	1800	30	7.9/50	2.25	310	160
SCW3225C2R2JST	2200	25	7.9/50	2.41	310	130
SCW3225C3R0JST	3000	20	7.9/25	3.12	300	110
SCW3225C3R9JST	3900	20	7.9/25	3.6	290	60
SCW3225C4R7JST	4700	20	7.9/25	4	280	60
SCW3225C5R6JST	5600	15	7.9/25	5	250	50
SCW3225C6R8JST	6800	15	7.9	8	230	40
SCW3225C8R6JST	8600	15	7.9	9	200	40

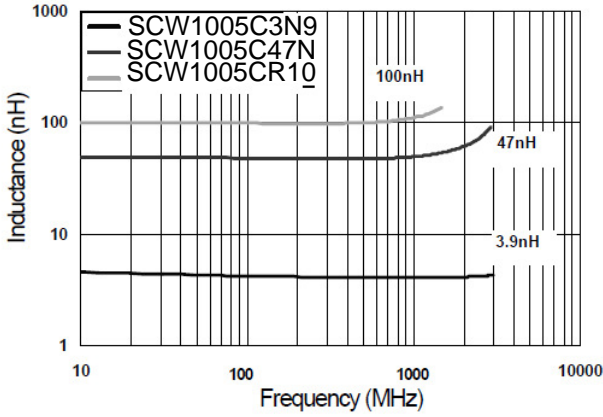
◆ Specifications

Part Number	Inductance	Min. Quality Factor	L/Q Test Condition	Max. DC Resistance	Max. Rated Current	Min. Self-resonant Frequency
	nH	Q	MHZ	$\Omega$	mA	MHZ
<b>SCW4532C Series</b>						
SCW4532C1R0JST	1	60	7.9/50	1.2	480	250
SCW4532C1R2JST	1.2	60	7.9/50	1.2	480	230
SCW4532C1R5JST	1.5	60	7.9/50	1.6	430	210
SCW4532C1R8JST	1.8	55	7.9/50	2	380	150
SCW4532C2R2JST	2.2	55	7.9/50	2.2	340	150
SCW4532C2R7JST	2.7	55	7.9/50	3.2	300	150
SCW4532C3R3JST	3.3	55	7.9/50	3.8	270	130
SCW4532C3R9JST	3.9	55	7.9/50	5	240	120
SCW4532C4R7JST	4.7	55	7.9/50	5.4	230	90
SCW4532C5R6JST	5.6	45	7.9/50	5.7	220	90
SCW4532C6R8JST	6.8	30	7.9/50	6.6	210	80
SCW4532C8R2JST	8.2	20	7.9/50	7	200	70
SCW4532C100JST	10	15	7.9/50	7.7	190	60
SCW4532C120JST	12	30	2.5/10	8.7	180	50
SCW4532C150JST	15	30	2.5/10	9.6	170	30
SCW4532C180JST	18	25	2.5/10	10.5	160	30
SCW4532C220JST	22	25	2.5/10	11.5	155	20
SCW4532C270JST	27	25	2.5/10	12.5	150	20
SCW4532C330JST	33	10	2.5/10	13.5	145	10

◆ Typical Electrical Characteristic

### SCW1005C Series

Inductance vs. Frequency Characteristics



Q vs. Frequency Characteristics

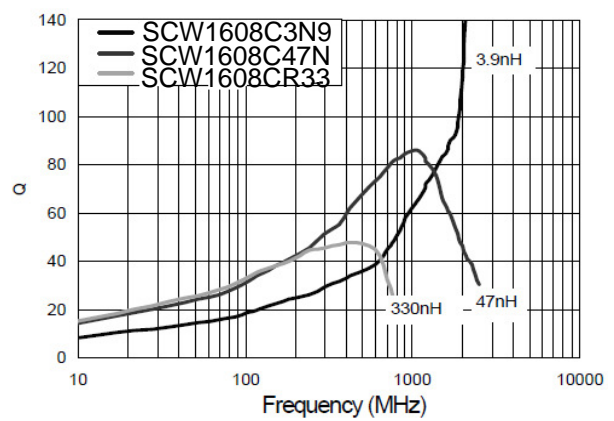


### SCW1608C Series

Inductance vs. Frequency Characteristics



Q vs. Frequency Characteristics

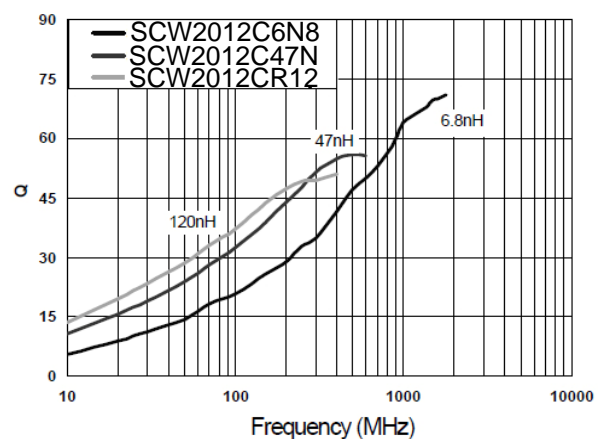


### SCW2012C Series

Inductance vs. Frequency Characteristics



Q vs. Frequency Characteristics



◆ Typical Electrical Characteristic

### SCW2520C Series

Inductance vs. Frequency Characteristics



Q vs. Frequency Characteristics



### SCW3216C Series

Inductance vs. Frequency Characteristics



Q vs. Frequency Characteristics



### SCW3225C Series

Inductance vs. Frequency Characteristics



Q vs. Frequency Characteristics



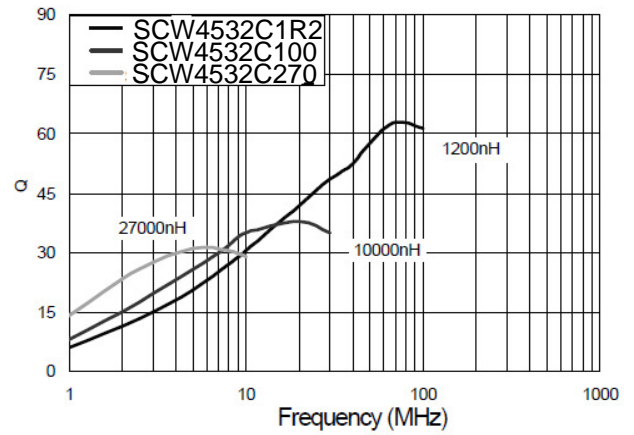
◆ Typical Electrical Characteristic

## SCW4532C Series

Inductance vs. Frequency Characteristics



Q vs. Frequency Characteristics



## X-ON Electronics

Largest Supplier of Electrical and Electronic Components

*Click to view similar products for [Fixed Inductors](#) category:*

*Click to view products by [Sunltech](#) manufacturer:*

Other Similar products are found below :

[CR32NP-151KC](#) [CR32NP-180KC](#) [CR32NP-181KC](#) [CR32NP-1R5MC](#) [CR32NP-390KC](#) [CR32NP-3R9MC](#) [CR32NP-680KC](#) [CR32NP-820KC](#) [CR32NP-8R2MC](#) [CR43NP-390KC](#) [CR43NP-560KC](#) [CR43NP-680KC](#) [CR54NP-181KC](#) [CR54NP-470LC](#) [CR54NP-820KC](#) [CR54NP-8R5MC](#) [70F224AI](#) [MGDQ4-00004-P](#) [MHL1ECTTP18NJ](#) [MHQ1005P10NJ](#) [MHQ1005P1N0S](#) [MHQ1005P2N4S](#) [MHQ1005P3N6S](#) [MHQ1005P5N1S](#) [MHQ1005P8N2J](#) [PE-51506NL](#) [PE-53601NL](#) [PE-53602NL](#) [PE-53630NL](#) [PE-53824SNLT](#) [PE-92100NL](#) [PG0434.801NLT](#) [PG0936.113NLT](#) [9220-20](#) [9310-16](#) [PM06-2N7](#) [PM06-39NJ](#) [A01TK](#) [1206CS-471XJ](#) [HC2LP-R47-R](#) [HC2-R47-R](#) [HC3-2R2-R](#) [HCF1305-3R3-R](#) [1206CS-151XG](#) [RCH664NP-140L](#) [RCH664NP-4R7M](#) [RCH8011NP-221L](#) [RCP1317NP-332L](#) [RCP1317NP-391L](#) [RCR1010NP-470M](#)