

## Wire Wound Chip Ceramic Inductor



### ◆ Features

- 1、 Small chip suitable for surface mounting;
- 2、 High Q value and high self-resonant frequency with ceramic material;
- 3、 Tight inductance tolerance and stable inductance; at high frequency;
- 4、 RoHS Compliant.



### ◆ Application

- 1、 High frequency circuit in telecommunication and other equipments;
- 2、 Mobile phones such as GSM, CDMA, PDC, etc;
- 3、 Bluetooth, W-LAN, Broadband network.

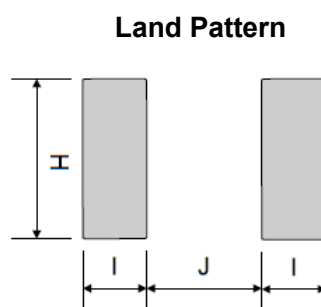
### ◆ PRODUCT IDENTIFICATION

**SCW 1608 C R10 J S T**  
**(1) (2) (3) (4) (5) (6) (7)**

- (1) Series Type
- (2) Chip Size (mm) :Length X Width
- (3) Material Code
- (4) Inductance: 0N1=0.1nH; 4N7=4.7nH  
10N=10nH; R10=100nH  
1R0=1000nH
- (5) Inductance Tolerance: G=±2%; J=±5%;  
K=±10%;
- (6) Company Code
- (7) Packaging: Tape Carrier Package

### ◆ SHAPE AND DIMENSIONS (unit: mm)

| Series   | A         | B         | C         | D         | E         | F         | H         | I         | J         |
|----------|-----------|-----------|-----------|-----------|-----------|-----------|-----------|-----------|-----------|
| SCW1005C | 1.2 ±0.10 | 0.60±0.10 | 0.60±0.10 | 0.20±0.05 | 0.50±0.05 | 0.20±0.05 | 0.64±0.05 | 0.40±0.05 | 0.60±0.05 |
| SCW1608C | 1.68±0.10 | 1.00±0.10 | 0.85±0.10 | 0.32±0.05 | 0.76±0.05 | 0.33±0.05 | 1.02±0.05 | 0.60±0.05 | 0.60±0.05 |
| SCW2012C | 2.20±0.10 | 1.62±0.10 | 1.45±0.10 | 0.48±0.05 | 1.22±0.05 | 0.45±0.05 | 1.72±0.05 | 1.02±0.05 | 0.76±0.05 |
| SCW2520C | 2.65±0.10 | 2.60±0.10 | 2.00±0.10 | 0.50±0.05 | 2.05±0.05 | 0.45±0.05 | 2.50±0.05 | 1.02±0.05 | 1.27±0.05 |
| SCW3216C | 3.46±0.10 | 2.06±0.10 | 1.42±0.10 | 0.50±0.05 | 1.55±0.05 | 0.45±0.05 | 1.88±0.05 | 1.02±0.05 | 1.78±0.05 |
| SCW3225C | 3.46±0.10 | 2.75±0.10 | 2.60±0.10 | 0.50±0.05 | 2.05±0.05 | 0.45±0.05 | 2.97±0.05 | 1.02±0.05 | 1.78±0.05 |
| SCW4532C | 4.75±0.10 | 3.71±0.10 | 3.33±0.10 | 1.72±0.05 | 2.85±0.05 | 0.53±0.05 | 3.00±0.05 | 1.14±0.05 | 3.00±0.05 |



## ◆ Specifications

| Part Number            | Inductance | Min. Quality Factor | L/Q Test Condition | Max. DC Resistance | Max. Rated Current | Min. Self-resonant Frequency |
|------------------------|------------|---------------------|--------------------|--------------------|--------------------|------------------------------|
|                        | nH         | Q                   | MHZ                | $\Omega$           | mA                 | MHZ                          |
| <b>SCW1005C Series</b> |            |                     |                    |                    |                    |                              |
| SCW1005C0N8JST         | 0.8        | 14                  | 250                | 0.035              | 1000               | >6000                        |
| SCW1005C1N8JST         | 1.8        | 20                  | 250                | 0.043              | 950                | >6000                        |
| SCW1005C2N0JST         | 2.0        | 23                  | 250                | 0.043              | 950                | >6000                        |
| SCW1005C2N2JST         | 2.2        | 22                  | 250                | 0.058              | 820                | >6000                        |
| SCW1005C3N0JST         | 3.0        | 24                  | 250                | 0.063              | 790                | >6000                        |
| SCW1005C3N3JST         | 3.3        | 24                  | 250                | 0.063              | 790                | >6000                        |
| SCW1005C3N6JST         | 3.6        | 24                  | 250                | 0.063              | 790                | >6000                        |
| SCW1005C3N9JST         | 3.9        | 24                  | 250                | 0.063              | 790                | >6000                        |
| SCW1005C4N3JST         | 4.3        | 22                  | 250                | 0.07               | 750                | >6000                        |
| SCW1005C4N7JST         | 4.7        | 20                  | 250                | 0.12               | 570                | >6000                        |
| SCW1005C5N1JST         | 5.1        | 23                  | 250                | 0.1                | 620                | >6000                        |
| SCW1005C5N6JST         | 5.6        | 25                  | 250                | 0.078              | 710                | >6000                        |
| SCW1005C5N8JST         | 5.8        | 25                  | 250                | 0.078              | 710                | >6000                        |
| SCW1005C6N2JST         | 6.2        | 25                  | 250                | 0.078              | 710                | >6000                        |
| SCW1005C6N8JST         | 6.8        | 24                  | 250                | 0.105              | 610                | 6000                         |
| SCW1005C7N5JST         | 7.5        | 25                  | 250                | 0.12               | 570                | 6000                         |
| SCW1005C8N2JST         | 8.2        | 25                  | 250                | 0.11               | 590                | 5500                         |
| SCW1005C9N1JST         | 9.1        | 25                  | 250                | 0.11               | 590                | 5500                         |
| SCW1005C10NJST         | 10         | 24                  | 250                | 0.15               | 510                | 5500                         |
| SCW1005C11NJST         | 11         | 26                  | 250                | 0.12               | 570                | 5500                         |
| SCW1005C12NJST         | 12         | 26                  | 250                | 0.12               | 570                | 5500                         |
| SCW1005C13NJST         | 13         | 24                  | 250                | 0.18               | 460                | 5000                         |
| SCW1005C14NJST         | 14         | 26                  | 250                | 0.21               | 430                | 5000                         |
| SCW1005C15NJST         | 15         | 26                  | 250                | 0.21               | 430                | 5000                         |
| SCW1005C16NJST         | 16         | 25                  | 250                | 0.28               | 370                | 4500                         |
| SCW1005C18NJST         | 18         | 25                  | 250                | 0.28               | 370                | 4500                         |
| SCW1005C19NJST         | 19         | 26                  | 250                | 0.24               | 400                | 4000                         |
| SCW1005C20NJST         | 20         | 26                  | 250                | 0.24               | 400                | 4000                         |
| SCW1005C22NJST         | 22         | 25                  | 250                | 0.36               | 330                | 4000                         |
| SCW1005C23NJST         | 23         | 25                  | 250                | 0.36               | 330                | 3800                         |
| SCW1005C24NJST         | 24         | 25                  | 250                | 0.36               | 330                | 3500                         |
| SCW1005C27NJST         | 27         | 25                  | 250                | 0.38               | 320                | 3500                         |
| SCW1005C30NJST         | 30         | 25                  | 250                | 0.38               | 320                | 3300                         |



◆ Specifications

| Part Number            | Inductance | Min. Quality Factor | L/Q Test Condition | Max. DC Resistance | Max. Rated Current | Min. Self-resonant Frequency |
|------------------------|------------|---------------------|--------------------|--------------------|--------------------|------------------------------|
|                        | nH         | Q                   | MHZ                | Ω                  | mA                 | MHZ                          |
| <b>SCW1608C Series</b> |            |                     |                    |                    |                    |                              |
| SCW1608C1N6JST         | 1.6        | 18                  | 250                | 0.035              | 1150               | >6000                        |
| SCW1608C1N7JST         | 1.7        | 16                  | 250                | 0.043              | 1000               | >6000                        |
| SCW1608C1N8JST         | 1.8        | 18                  | 250                | 0.043              | 1000               | >6000                        |
| SCW1608C2N2JST         | 2.2        | 13                  | 250                | 0.15               | 700                | >6000                        |
| SCW1608C2N7JST         | 2.7        | 25                  | 250                | 0.043              | 1000               | >6000                        |
| SCW1608C3N3JST         | 3.3        | 25                  | 250                | 0.059              | 850                | >6000                        |
| SCW1608C3N6JST         | 3.6        | 25                  | 250                | 0.059              | 850                | >6000                        |
| SCW1608C3N9JST         | 3.9        | 25                  | 250                | 0.059              | 850                | >6000                        |
| SCW1608C4N3JST         | 4.3        | 25                  | 250                | 0.059              | 850                | >6000                        |
| SCW1608C4N7JST         | 4.7        | 25                  | 250                | 0.065              | 800                | >6000                        |
| SCW1608C5N1JST         | 5.1        | 21                  | 250                | 0.13               | 600                | >6000                        |
| SCW1608C6N2JST         | 6.2        | 29                  | 250                | 0.095              | 700                | >6000                        |
| SCW1608C6N8JST         | 6.8        | 29                  | 250                | 0.095              | 700                | >6000                        |
| SCW1608C7N5JST         | 7.5        | 33                  | 250                | 0.095              | 700                | >6000                        |
| SCW1608C8N2JST         | 8.2        | 31                  | 250                | 0.095              | 700                | >6000                        |
| SCW1608C8N7JST         | 8.7        | 31                  | 250                | 0.095              | 700                | >6000                        |
| SCW1608C9N1JST         | 9.1        | 30                  | 250                | 0.12               | 620                | 6000                         |
| SCW1608C9N5JST         | 9.5        | 26                  | 250                | 0.16               | 540                | 6000                         |
| SCW1608C10NJST         | 10         | 30                  | 250                | 0.13               | 600                | 6000                         |
| SCW1608C11NJST         | 11         | 35                  | 250                | 0.13               | 600                | 6000                         |
| SCW1608C12NJST         | 12         | 35                  | 250                | 0.13               | 600                | 6000                         |
| SCW1608C13NJST         | 13         | 35                  | 250                | 0.13               | 600                | 6000                         |
| SCW1608C15NJST         | 15         | 37                  | 250                | 0.15               | 550                | 6000                         |
| SCW1608C16NJST         | 16         | 37                  | 250                | 0.15               | 550                | 5500                         |
| SCW1608C18NJST         | 18         | 37                  | 250                | 0.15               | 550                | 5500                         |
| SCW1608C20NJST         | 20         | 37                  | 250                | 0.15               | 550                | 4900                         |
| SCW1608C22NJST         | 22         | 38                  | 250                | 0.19               | 490                | 4600                         |
| SCW1608C23NJST         | 23         | 40                  | 250                | 0.19               | 490                | 3800                         |
| SCW1608C24NJST         | 24         | 40                  | 250                | 0.19               | 490                | 3800                         |
| SCW1608C25NJST         | 25         | 40                  | 250                | 0.19               | 490                | 3700                         |
| SCW1608C27NJST         | 27         | 38                  | 250                | 0.19               | 490                | 3700                         |
| SCW1608C30NJST         | 30         | 38                  | 250                | 0.21               | 470                | 3300                         |
| SCW1608C33NJST         | 33         | 40                  | 250                | 0.21               | 470                | 3200                         |

◆ Specifications

| Part Number            | Inductance | Min. Quality Factor | L/Q Test Condition | Max. DC Resistance | Max. Rated Current | Min. Self-resonant Frequency |
|------------------------|------------|---------------------|--------------------|--------------------|--------------------|------------------------------|
|                        | nH         | Q                   | MHZ                | Ω                  | mA                 | MHZ                          |
| <b>SCW1608C Series</b> |            |                     |                    |                    |                    |                              |
| SCW1608C36NJST         | 36         | 40                  | 250                | 0.22               | 460                | 2900                         |
| SCW1608C39NJST         | 39         | 40                  | 250                | 0.22               | 460                | 2800                         |
| SCW1608C43NJST         | 43         | 40                  | 250                | 0.27               | 400                | 2700                         |
| SCW1608C47NJST         | 47         | 36                  | 200                | 0.27               | 400                | 2600                         |
| SCW1608C51NJST         | 51         | 35                  | 200                | 0.3                | 390                | 2400                         |
| SCW1608C56NJST         | 56         | 38                  | 200                | 0.35               | 360                | 2400                         |
| SCW1608C62NJST         | 62         | 36                  | 200                | 0.38               | 350                | 2300                         |
| SCW1608C68NJST         | 68         | 36                  | 200                | 0.38               | 350                | 2200                         |
| SCW1608C72NJST         | 72         | 34                  | 150                | 0.43               | 320                | 2100                         |
| SCW1608C82NJST         | 82         | 34                  | 150                | 0.5                | 300                | 2000                         |
| SCW1608C91NJST         | 91         | 34                  | 150                | 0.52               | 300                | 1900                         |
| SCW1608CR10JST         | 100        | 31                  | 150                | 0.66               | 260                | 1800                         |
| SCW1608CR11JST         | 110        | 32                  | 150                | 0.73               | 250                | 1700                         |
| SCW1608CR12JST         | 120        | 32                  | 150                | 0.75               | 240                | 1600                         |
| SCW1608CR15JST         | 150        | 32                  | 150                | 1.12               | 200                | 1400                         |
| SCW1608CR16JST         | 160        | 32                  | 150                | 1.12               | 200                | 1400                         |
| SCW1608CR18JST         | 180        | 25                  | 100                | 1.38               | 180                | 1300                         |
| SCW1608CR20JST         | 200        | 25                  | 100                | 1.9                | 150                | 1250                         |
| SCW1608CR22JST         | 220        | 25                  | 100                | 2.1                | 140                | 1200                         |
| SCW1608CR24JST         | 240        | 25                  | 100                | 2.75               | 120                | 1100                         |
| SCW1608CR25JST         | 250        | 25                  | 100                | 2.8                | 120                | 1100                         |
| SCW1608CR27JST         | 270        | 26                  | 100                | 3                  | 120                | 960                          |
| SCW1608CR33JST         | 330        | 26                  | 100                | 4.2                | 100                | 800                          |
| SCW1608CR39JST         | 390        | 27                  | 100                | 4.5                | 100                | 800                          |
| SCW1608CR42JST         | 420        | 27                  | 100                | 5.4                | 90                 | 800                          |
| SCW1608CR47JST         | 470        | 27                  | 100                | 5.7                | 90                 | 700                          |
| SCW1608CR56JST         | 560        | 27                  | 100                | 8.1                | 70                 | 650                          |
|                        |            |                     |                    |                    |                    |                              |
|                        |            |                     |                    |                    |                    |                              |
|                        |            |                     |                    |                    |                    |                              |
|                        |            |                     |                    |                    |                    |                              |
|                        |            |                     |                    |                    |                    |                              |
|                        |            |                     |                    |                    |                    |                              |

## ◆ Specifications

| Part Number            | Inductance | Min. Quality Factor | L/Q Test Condition | Max. DC Resistance | Max. Rated Current | Min. Self-resonant Frequency |
|------------------------|------------|---------------------|--------------------|--------------------|--------------------|------------------------------|
|                        | nH         | Q                   | MHZ                | Ω                  | mA                 | MHZ                          |
| <b>SCW2012C Series</b> |            |                     |                    |                    |                    |                              |
| SCW2012C2N2JST         | 2.2        | 40                  | 250/1500           | 0.1                | 600                | >6000                        |
| SCW2012C3N3JST         | 3.3        | 25                  | 250/1500           | 0.2                | 600                | >6000                        |
| SCW2012C6N8JST         | 6.8        | 40                  | 250/1000           | 0.11               | 600                | 5000                         |
| SCW2012C8N2JST         | 8.2        | 40                  | 250/1000           | 0.19               | 600                | 4600                         |
| SCW2012C12NJST         | 12         | 40                  | 250/500            | 0.15               | 600                | 4000                         |
| SCW2012C15NJST         | 15         | 40                  | 250/500            | 0.17               | 600                | 2900                         |
| SCW2012C18NJST         | 18         | 50                  | 250/500            | 0.2                | 600                | 3300                         |
| SCW2012C22NJST         | 22         | 55                  | 250/500            | 0.22               | 500                | 2000                         |
| SCW2012C27NJST         | 27         | 55                  | 250/500            | 0.25               | 500                | 2500                         |
| SCW2012C33NJST         | 33         | 60                  | 250/500            | 0.27               | 500                | 2000                         |
| SCW2012C39NJST         | 39         | 60                  | 250/500            | 0.29               | 500                | 2000                         |
| SCW2012C47NJST         | 47         | 50                  | 200/500            | 0.31               | 500                | 1600                         |
| SCW2012C56NJST         | 56         | 55                  | 200/500            | 0.32               | 500                | 1550                         |
| SCW2012C68NJST         | 68         | 55                  | 200/500            | 0.38               | 500                | 1450                         |
| SCW2012C82NJST         | 82         | 50                  | 150/500            | 0.42               | 400                | 1300                         |
| SCW2012CR10JST         | 100        | 50                  | 150/500            | 0.46               | 400                | 1200                         |
| SCW2012CR12JST         | 120        | 50                  | 150/250            | 0.51               | 400                | 1100                         |
| SCW2012CR15JST         | 150        | 50                  | 100/250            | 0.56               | 400                | 920                          |
| SCW2012CR18JST         | 180        | 50                  | 100/250            | 0.64               | 400                | 870                          |
| SCW2012CR22JST         | 220        | 45                  | 100/250            | 1.1                | 400                | 850                          |
| SCW2012CR27JST         | 270        | 38                  | 100/250            | 1                  | 350                | 650                          |
| SCW2012CR33JST         | 330        | 40                  | 100/250            | 1.4                | 310                | 600                          |
| SCW2012CR39JST         | 390        | 35                  | 100/250            | 1.5                | 290                | 560                          |
| SCW2012CR47JST         | 470        | 33                  | 50/100             | 1.72               | 250                | 375                          |
| SCW2012CR56JST         | 560        | 23                  | 25/50              | 1.9                | 230                | 320                          |
| SCW2012CR62JST         | 620        | 23                  | 25/50              | 1.95               | 200                | 280                          |
| SCW2012CR68JST         | 680        | 23                  | 25/50              | 2.05               | 190                | 270                          |
| SCW2012CR75JST         | 750        | 23                  | 25/50              | 2.1                | 180                | 240                          |
| SCW2012CR82JST         | 820        | 23                  | 25/50              | 2.3                | 180                | 250                          |
| SCW2012CR91JST         | 910        | 23                  | 25/50              | 2.4                | 180                | 230                          |
| SCW2012C1R0JST         | 1000       | 22                  | 25/50              | 2.5                | 170                | 200                          |
| SCW2012C1R2JST         | 1200       | 22                  | 25/50              | 2.55               | 170                | 180                          |
| SCW2012C1R5JST         | 1500       | 21                  | 25/50              | 2.8                | 160                | 170                          |
| SCW2012C1R8JST         | 1800       | 21                  | 25/50              | 3.2                | 150                | 160                          |
| SCW2012C2R2JST         | 2200       | 21                  | 25/50              | 3.8                | 150                | 150                          |

## ◆ Specifications

| Part Number            | Inductance | Min. Quality Factor | L/Q Test Condition | Max. DC Resistance | Max. Rated Current | Min. Self-resonant Frequency |
|------------------------|------------|---------------------|--------------------|--------------------|--------------------|------------------------------|
|                        | nH         | Q                   | MHZ                | $\Omega$           | mA                 | MHZ                          |
| <b>SCW2520C Series</b> |            |                     |                    |                    |                    |                              |
| SCW2520C4N7JST         | 4.7        | 50                  | 50/1500            | 0.11               | 1000               | >6000                        |
| SCW2520C10NJST         | 10         | 50                  | 50/500             | 0.08               | 1000               | 4100                         |
| SCW2520C12NJST         | 12         | 50                  | 50/500             | 0.09               | 1000               | 3300                         |
| SCW2520C15NJST         | 15         | 50                  | 50/500             | 0.13               | 1000               | 2500                         |
| SCW2520C18NJST         | 18         | 50                  | 50/350             | 0.11               | 1000               | 2500                         |
| SCW2520C22NJST         | 22         | 55                  | 50/350             | 0.12               | 1000               | 2400                         |
| SCW2520C27NJST         | 27         | 55                  | 50/350             | 0.13               | 1000               | 1600                         |
| SCW2520C33NJST         | 33         | 60                  | 50/350             | 0.14               | 1000               | 1600                         |
| SCW2520C39NJST         | 39         | 50                  | 50/350             | 0.15               | 1000               | 1500                         |
| SCW2520C47NJST         | 47         | 65                  | 50/350             | 0.16               | 1000               | 1500                         |
| SCW2520C56NJST         | 56         | 50                  | 50/350             | 0.18               | 1000               | 1300                         |
| SCW2520C68NJST         | 68         | 65                  | 50/350             | 0.21               | 1000               | 1200                         |
| SCW2520C82NJST         | 82         | 60                  | 50/350             | 0.22               | 1000               | 800                          |
| SCW2520CR10JST         | 100        | 60                  | 25/350             | 0.56               | 650                | 1000                         |
| SCW2520CR12JST         | 120        | 60                  | 25/350             | 0.63               | 650                | 950                          |
| SCW2520CR15JST         | 150        | 50                  | 25/100             | 0.62               | 580                | 800                          |
| SCW2520CR18JST         | 180        | 50                  | 25/100             | 0.7                | 620                | 750                          |
| SCW2520CR22JST         | 220        | 50                  | 25/100             | 0.8                | 500                | 630                          |
| SCW2520CR27JST         | 270        | 50                  | 25/100             | 0.91               | 500                | 600                          |
| SCW2520CR33JST         | 330        | 50                  | 25/100             | 1.05               | 450                | 530                          |
| SCW2520CR39JST         | 390        | 50                  | 25/100             | 1.12               | 470                | 480                          |
| SCW2520CR47JST         | 470        | 50                  | 25/100             | 1.19               | 470                | 450                          |
| SCW2520CR56JST         | 560        | 50                  | 25/100             | 1.33               | 400                | 390                          |
| SCW2520CR62JST         | 620        | 45                  | 25/100             | 1.4                | 300                | 375                          |
| SCW2520CR68JST         | 680        | 45                  | 25/100             | 1.47               | 400                | 360                          |
| SCW2520CR75JST         | 750        | 45                  | 25/100             | 1.54               | 360                | 360                          |
| SCW2520CR82JST         | 820        | 45                  | 25/100             | 1.61               | 400                | 330                          |
| SCW2520CR91JST         | 910        | 35                  | 25/50              | 1.68               | 380                | 295                          |
| SCW2520C1R0JST         | 1000       | 35                  | 25/50              | 1.8                | 370                | 270                          |
| SCW2520C1R2JST         | 1200       | 35                  | 7.9/50             | 2                  | 310                | 200                          |
| SCW2520C1R5JST         | 1500       | 28                  | 7.9/50             | 2.3                | 330                | 150                          |
| SCW2520C1R8JST         | 1800       | 28                  | 7.9/50             | 2.6                | 300                | 120                          |
| SCW2520C2R2JST         | 2200       | 28                  | 7.9/50             | 2.8                | 280                | 100                          |

◆ Specifications

| Part Number            | Inductance | Min. Quality Factor | L/Q Test Condition | Max. DC Resistance | Max. Rated Current | Min. Self-resonant Frequency |
|------------------------|------------|---------------------|--------------------|--------------------|--------------------|------------------------------|
|                        | nH         | Q                   | MHZ                | Ω                  | mA                 | MHZ                          |
| <b>SCW3216C Series</b> |            |                     |                    |                    |                    |                              |
| SCW3216C3N3JST         | 3.3        | 20                  | 100/300            | 0.07               | 1000               | 6200                         |
| SCW3216C6N8JST         | 6.8        | 30                  | 100/300            | 0.07               | 1000               | 5500                         |
| SCW3216C10NJST         | 10         | 40                  | 100/300            | 0.09               | 1000               | 4000                         |
| SCW3216C12NJST         | 12         | 40                  | 100/300            | 0.09               | 1000               | 3200                         |
| SCW3216C15NJST         | 15         | 40                  | 100/300            | 0.12               | 1000               | 3200                         |
| SCW3216C18NJST         | 18         | 45                  | 100/300            | 0.12               | 1000               | 2800                         |
| SCW3216C22NJST         | 22         | 50                  | 100/300            | 0.12               | 1000               | 2200                         |
| SCW3216C27NJST         | 27         | 50                  | 100/300            | 0.12               | 1000               | 1800                         |
| SCW3216C33NJST         | 33         | 50                  | 100/300            | 0.12               | 1000               | 1800                         |
| SCW3216C39NJST         | 39         | 50                  | 100/300            | 0.12               | 1000               | 1800                         |
| SCW3216C47NJST         | 47         | 50                  | 100/300            | 0.13               | 1000               | 1500                         |
| SCW3216C56NJST         | 56         | 55                  | 100/300            | 0.14               | 1000               | 1450                         |
| SCW3216C68NJST         | 68         | 55                  | 100/300            | 0.26               | 900                | 1200                         |
| SCW3216C82NJST         | 82         | 55                  | 100/300            | 0.21               | 900                | 1200                         |
| SCW3216CR10JST         | 100        | 55                  | 100/300            | 0.3                | 850                | 1100                         |
| SCW3216CR12JST         | 120        | 60                  | 100/300            | 0.3                | 800                | 1100                         |
| SCW3216CR15JST         | 150        | 55                  | 100/300            | 0.31               | 750                | 950                          |
| SCW3216CR18JST         | 180        | 60                  | 50/300             | 0.43               | 700                | 900                          |
| SCW3216CR22JST         | 220        | 60                  | 50/300             | 0.56               | 670                | 760                          |
| SCW3216CR27JST         | 270        | 50                  | 50/300             | 0.56               | 630                | 730                          |
| SCW3216CR33JST         | 330        | 45                  | 50/150             | 0.7                | 590                | 650                          |
| SCW3216CR39JST         | 390        | 45                  | 50/150             | 0.8                | 530                | 600                          |
| SCW3216CR47JST         | 470        | 45                  | 50/150             | 1.3                | 490                | 550                          |
| SCW3216CR56JST         | 560        | 45                  | 35/150             | 1.34               | 460                | 470                          |
| SCW3216CR68JST         | 680        | 45                  | 35/150             | 1.58               | 430                | 450                          |
| SCW3216CR82JST         | 820        | 45                  | 35/150             | 1.82               | 400                | 420                          |
| SCW3216C1R0JST         | 1000       | 45                  | 35/150             | 2.8                | 320                | 400                          |
| SCW3216C1R2JST         | 1200       | 45                  | 35/150             | 3.2                | 300                | 380                          |
|                        |            |                     |                    |                    |                    |                              |
|                        |            |                     |                    |                    |                    |                              |
|                        |            |                     |                    |                    |                    |                              |
|                        |            |                     |                    |                    |                    |                              |
|                        |            |                     |                    |                    |                    |                              |
|                        |            |                     |                    |                    |                    |                              |
|                        |            |                     |                    |                    |                    |                              |



## ◆ Specifications

| Part Number            | Inductance | Min. Quality Factor | L/Q Test Condition | Max. DC Resistance | Max. Rated Current | Min. Self-resonant Frequency |
|------------------------|------------|---------------------|--------------------|--------------------|--------------------|------------------------------|
|                        | nH         | Q                   | MHZ                | $\Omega$           | mA                 | MHZ                          |
| <b>SCW3225C Series</b> |            |                     |                    |                    |                    |                              |
| SCW3225C3N9JST         | 3.9        | 30                  | 100/300            | 0.05               | 1000               | 6000                         |
| SCW3225C4N7JST         | 4.7        | 30                  | 100/300            | 0.065              | 1000               | 5800                         |
| SCW3225C8N2JST         | 8.2        | 30                  | 100/300            | 0.07               | 1000               | 5500                         |
| SCW3225C10NJST         | 10         | 40                  | 100/300            | 0.08               | 1000               | 4000                         |
| SCW3225C12NJST         | 12         | 40                  | 100/300            | 0.08               | 1000               | 3200                         |
| SCW3225C15NJST         | 15         | 40                  | 100/300            | 0.1                | 1000               | 3200                         |
| SCW3225C18NJST         | 18         | 50                  | 100/300            | 0.1                | 1000               | 2800                         |
| SCW3225C22NJST         | 22         | 50                  | 100/300            | 0.1                | 1000               | 2200                         |
| SCW3225C27NJST         | 27         | 50                  | 100/300            | 0.11               | 1000               | 1800                         |
| SCW3225C33NJST         | 33         | 55                  | 100/300            | 0.11               | 1000               | 1800                         |
| SCW3225C39NJST         | 39         | 55                  | 100/300            | 0.12               | 1000               | 1500                         |
| SCW3225C43NJST         | 43         | 55                  | 100/300            | 0.12               | 1000               | 1500                         |
| SCW3225C47NJST         | 47         | 55                  | 100/300            | 0.13               | 1000               | 1500                         |
| SCW3225C56NJST         | 56         | 55                  | 100/300            | 0.14               | 1000               | 1450                         |
| SCW3225C68NJST         | 68         | 55                  | 100/300            | 0.15               | 900                | 1200                         |
| SCW3225C82NJST         | 82         | 55                  | 100/300            | 0.2                | 900                | 1000                         |
| SCW3225CR10JST         | 100        | 55                  | 100/300            | 0.2                | 850                | 900                          |
| SCW3225CR12JST         | 120        | 60                  | 100/300            | 0.25               | 800                | 800                          |
| SCW3225CR15JST         | 150        | 60                  | 100/300            | 0.25               | 750                | 700                          |
| SCW3225CR18JST         | 180        | 60                  | 50/300             | 0.3                | 700                | 650                          |
| SCW3225CR22JST         | 220        | 60                  | 50/300             | 0.4                | 770                | 650                          |
| SCW3225CR27JST         | 270        | 40                  | 50/300             | 0.4                | 630                | 580                          |
| SCW3225CR33JST         | 330        | 45                  | 50/150             | 0.58               | 590                | 580                          |
| SCW3225CR39JST         | 390        | 45                  | 50/150             | 0.58               | 530                | 510                          |
| SCW3225CR47JST         | 470        | 45                  | 50/150             | 0.8                | 490                | 480                          |
| SCW3225CR56JST         | 560        | 45                  | 35/150             | 1.1                | 460                | 420                          |
| SCW3225CR68JST         | 680        | 45                  | 35/150             | 1.2                | 430                | 400                          |
| SCW3225CR82JST         | 820        | 45                  | 35/150             | 1.82               | 400                | 370                          |
| SCW3225C1R0JST         | 1000       | 45                  | 35/150             | 1.85               | 320                | 340                          |
| SCW3225C1R2JST         | 1200       | 35                  | 35/150             | 1.87               | 300                | 220                          |
| SCW3225C1R5JST         | 1500       | 20                  | 7.9/50             | 1.95               | 310                | 160                          |
| SCW3225C1R8JST         | 1800       | 30                  | 7.9/50             | 2.25               | 310                | 160                          |
| SCW3225C2R2JST         | 2200       | 25                  | 7.9/50             | 2.41               | 310                | 130                          |
| SCW3225C3R0JST         | 3000       | 20                  | 7.9/25             | 3.12               | 300                | 110                          |
| SCW3225C3R9JST         | 3900       | 20                  | 7.9/25             | 3.6                | 290                | 60                           |
| SCW3225C4R7JST         | 4700       | 20                  | 7.9/25             | 4                  | 280                | 60                           |
| SCW3225C5R6JST         | 5600       | 15                  | 7.9/25             | 5                  | 250                | 50                           |
| SCW3225C6R8JST         | 6800       | 15                  | 7.9                | 8                  | 230                | 40                           |
| SCW3225C8R6JST         | 8600       | 15                  | 7.9                | 9                  | 200                | 40                           |

◆ Specifications

| Part Number            | Inductance | Min. Quality Factor | L/Q Test Condition | Max. DC Resistance | Max. Rated Current | Min. Self-resonant Frequency |
|------------------------|------------|---------------------|--------------------|--------------------|--------------------|------------------------------|
|                        | nH         | Q                   | MHZ                | Ω                  | mA                 | MHZ                          |
| <b>SCW4532C Series</b> |            |                     |                    |                    |                    |                              |
| SCW4532C1R0JST         | 1          | 60                  | 7.9/50             | 1.2                | 480                | 250                          |
| SCW4532C1R2JST         | 1.2        | 60                  | 7.9/50             | 1.2                | 480                | 230                          |
| SCW4532C1R5JST         | 1.5        | 60                  | 7.9/50             | 1.6                | 430                | 210                          |
| SCW4532C1R8JST         | 1.8        | 55                  | 7.9/50             | 2                  | 380                | 150                          |
| SCW4532C2R2JST         | 2.2        | 55                  | 7.9/50             | 2.2                | 340                | 150                          |
| SCW4532C2R7JST         | 2.7        | 55                  | 7.9/50             | 3.2                | 300                | 150                          |
| SCW4532C3R3JST         | 3.3        | 55                  | 7.9/50             | 3.8                | 270                | 130                          |
| SCW4532C3R9JST         | 3.9        | 55                  | 7.9/50             | 5                  | 240                | 120                          |
| SCW4532C4R7JST         | 4.7        | 55                  | 7.9/50             | 5.4                | 230                | 90                           |
| SCW4532C5R6JST         | 5.6        | 45                  | 7.9/50             | 5.7                | 220                | 90                           |
| SCW4532C6R8JST         | 6.8        | 30                  | 7.9/50             | 6.6                | 210                | 80                           |
| SCW4532C8R2JST         | 8.2        | 20                  | 7.9/50             | 7                  | 200                | 70                           |
| SCW4532C100JST         | 10         | 15                  | 7.9/50             | 7.7                | 190                | 60                           |
| SCW4532C120JST         | 12         | 30                  | 2.5/10             | 8.7                | 180                | 50                           |
| SCW4532C150JST         | 15         | 30                  | 2.5/10             | 9.6                | 170                | 30                           |
| SCW4532C180JST         | 18         | 25                  | 2.5/10             | 10.5               | 160                | 30                           |
| SCW4532C220JST         | 22         | 25                  | 2.5/10             | 11.5               | 155                | 20                           |
| SCW4532C270JST         | 27         | 25                  | 2.5/10             | 12.5               | 150                | 20                           |
| SCW4532C330JST         | 33         | 10                  | 2.5/10             | 13.5               | 145                | 10                           |
|                        |            |                     |                    |                    |                    |                              |

◆ Typical Electrical Characteristic

### SCW1005C Series

Inductance vs. Frequency Characteristics



Q vs. Frequency Characteristics

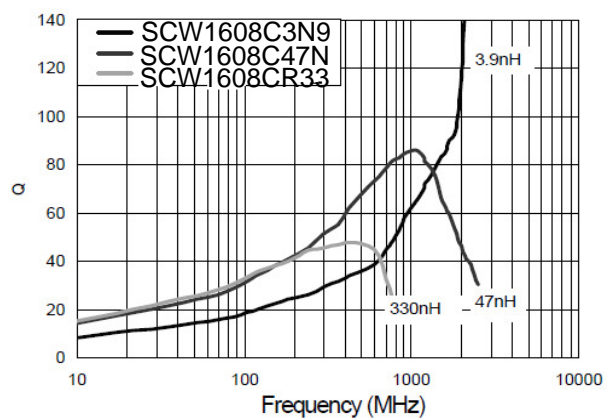


### SCW1608C Series

Inductance vs. Frequency Characteristics

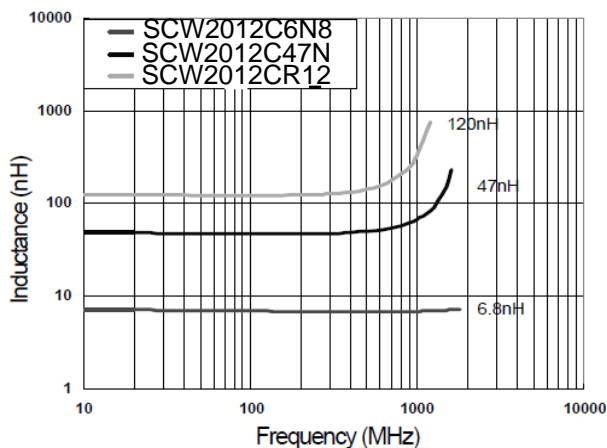


Q vs. Frequency Characteristics

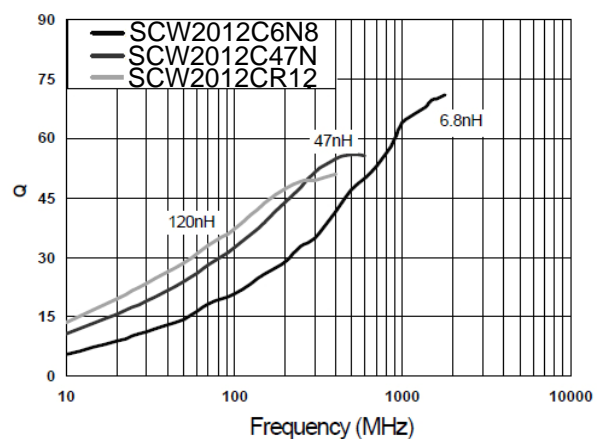


### SCW2012C Series

Inductance vs. Frequency Characteristics



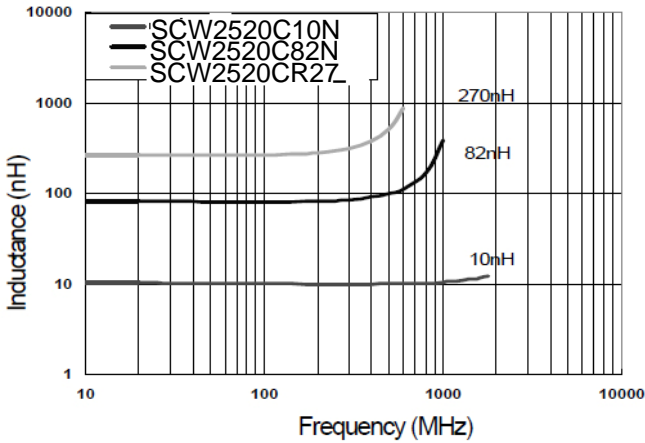
Q vs. Frequency Characteristics



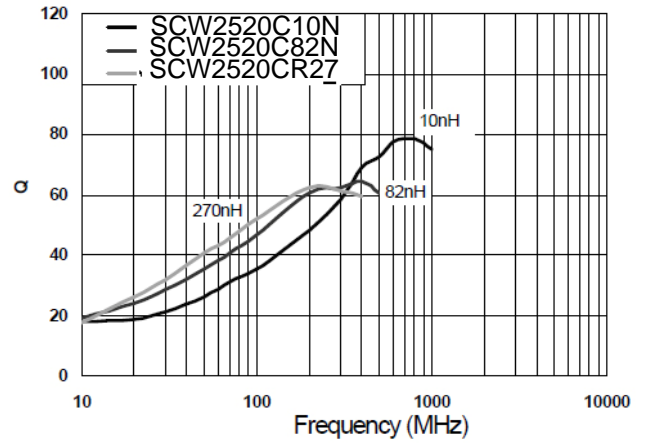
◆ Typical Electrical Characteristic

## SCW2520C Series

Inductance vs. Frequency Characteristics

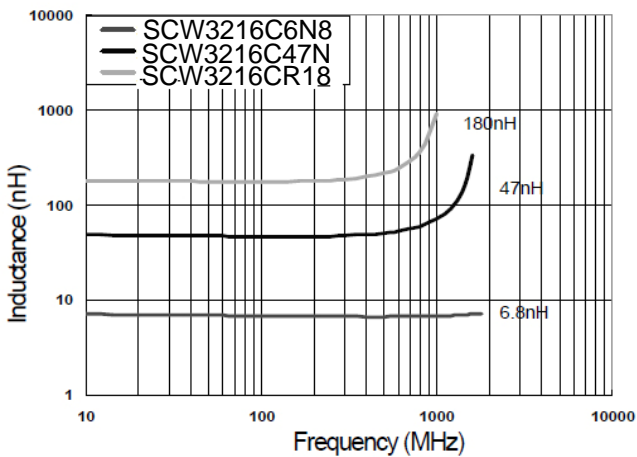


Q vs. Frequency Characteristics

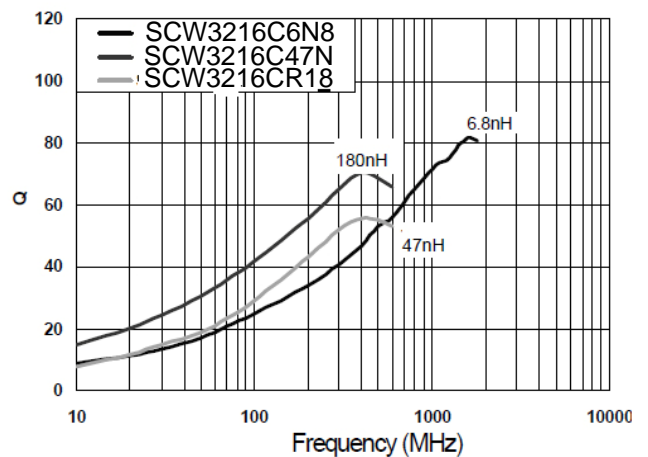


## SCW3216C Series

Inductance vs. Frequency Characteristics

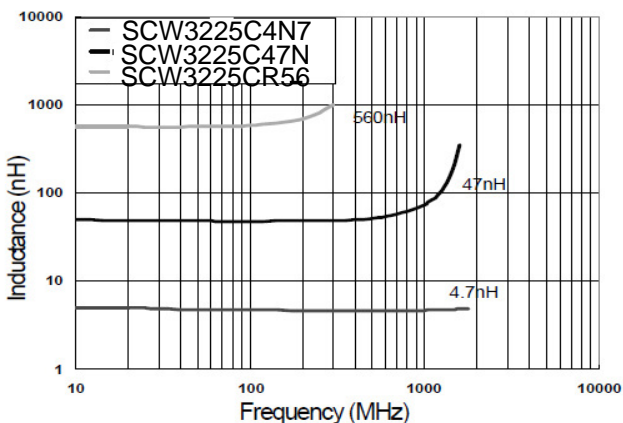


Q vs. Frequency Characteristics

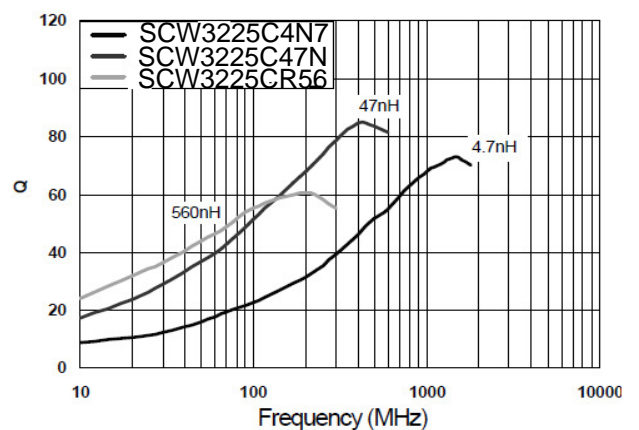


## SCW3225C Series

Inductance vs. Frequency Characteristics



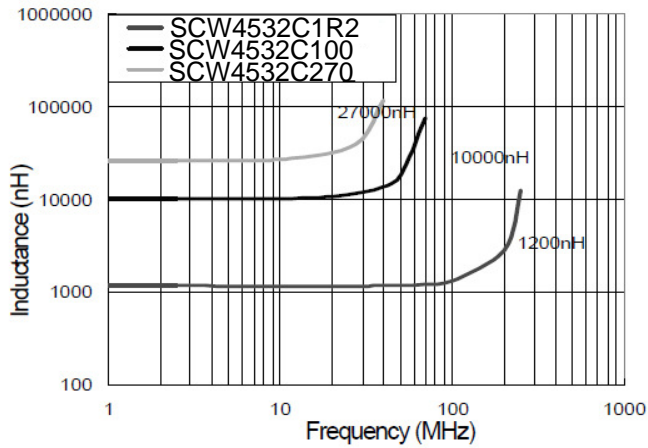
Q vs. Frequency Characteristics



◆ Typical Electrical Characteristic

## SCW4532C Series

Inductance vs. Frequency Characteristics



Q vs. Frequency Characteristics



## X-ON Electronics

Largest Supplier of Electrical and Electronic Components

*Click to view similar products for [Fixed Inductors](#) category:*

*Click to view products by [Sunltech](#) manufacturer:*

Other Similar products are found below :

[CR32NP-151KC](#) [CR32NP-180KC](#) [CR32NP-181KC](#) [CR32NP-1R5MC](#) [CR32NP-390KC](#) [CR32NP-3R9MC](#) [CR32NP-680KC](#) [CR32NP-820KC](#) [CR32NP-8R2MC](#) [CR43NP-390KC](#) [CR43NP-560KC](#) [CR43NP-680KC](#) [CR54NP-181KC](#) [CR54NP-470LC](#) [CR54NP-820KC](#) [CR54NP-8R5MC](#) [70F224AI](#) [MGDQ4-00004-P](#) [MHL1ECTTP18NJ](#) [MHQ1005P10NJ](#) [MHQ1005P1N0S](#) [MHQ1005P2N4S](#) [MHQ1005P3N6S](#) [MHQ1005P5N1S](#) [MHQ1005P8N2J](#) [PE-51506NL](#) [PE-53601NL](#) [PE-53602NL](#) [PE-53630NL](#) [PE-53824SNLT](#) [PE-92100NL](#) [PG0434.801NLT](#) [PG0936.113NLT](#) [9220-20](#) [9310-16](#) [PM06-2N7](#) [PM06-39NJ](#) [A01TK](#) [1206CS-471XJ](#) [HC2LP-R47-R](#) [HC2-R47-R](#) [HC3-2R2-R](#) [HCF1305-3R3-R](#) [1206CS-151XG](#) [RCH664NP-140L](#) [RCH664NP-4R7M](#) [RCH8011NP-221L](#) [RCP1317NP-332L](#) [RCP1317NP-391L](#) [RCR1010NP-470M](#)