

Wire Wound SMD Chip Inductor



◆ FEATURES

- 1、Lead-free materials is used for the plating on the terminals.
- 2、The product uses metal terminals,which realize excellent connection reliability.
- 3、High resistance to heat,humidity,mechanical shocks and presser.Accurate dimensions for automatically surface mounted.
- 4、The product has good heat durability that withstands lead-free compatible reflow soldering conditions.

◆ Application

SCW-H serials high reliable wire would chip inductors for communication , equipment , instrument , video & audio have been developen in response to the trend toward higher density mounting of parts in electric circuits.

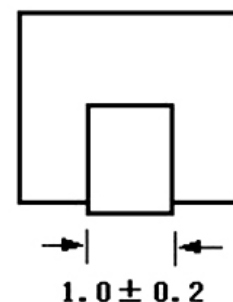
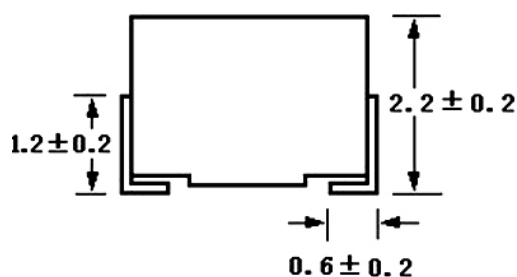
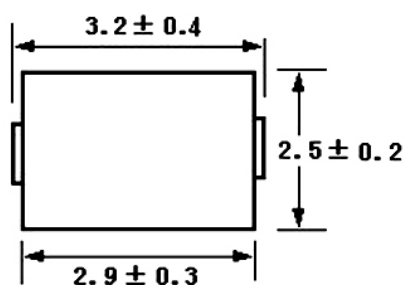


◆ Lead Free Part Numbering

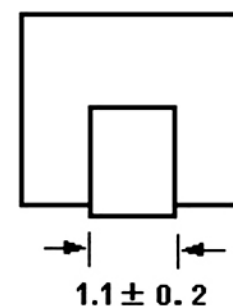
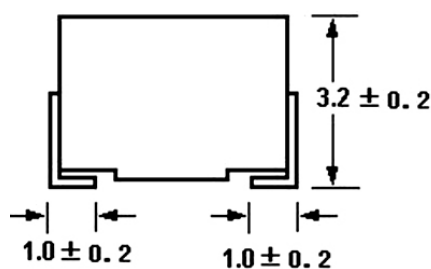
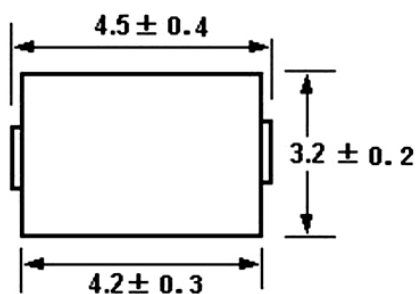
SCW 3225 H 4R7 K T T
 (1) (2) (3) (4) (5) (6) (7)

- (1) Series Type
- (2) Dimension: L X W
- (3) Material Code
- (4) Inductance: 2R2=2.2μH ;
100=10μH; 101=100μH
- (5) Inductance Tolerance:
J=±5%, K=±10%, M=±20%
- (6) Company Code
- (7) Packaging : packed in embossed carrier tape

◆ SHAPE AND DIMENSIONS (unit: mm)



SCW3225H Series



SCW4532H Series

◆ Specifications

Part No.	Inductance (μH)	Inductance tolerance	Q min.	Test frequency L,Q (MHz)	Self-resonant frequency (MHz)min.	DC resistance (Ω)max.	Rated current. (mA)max.
SCW3225H Series							
SCW3225H1R0(X)TT	1	±20%	10	7.96	100	0.156	770
SCW3225H1R5(X)TT	1.5	±20%	10	7.96	80	0.195	580
SCW3225H2R2(X)TT	2.2	±20%	10	7.96	65	0.260	480
SCW3225H3R3(X)TT	3.3	±20%	10	7.96	55	0.325	400
SCW3225H4R7(X)TT	4.7	±20%	10	7.96	45	0.520	320
SCW3225H6R8(X)TT	6.8	±20%	10	7.96	35	0.650	280
SCW3225H100(X)TT	10	±10%	15	2.52	28	1.105	220
SCW3225H150(X)TT	15	±10%	15	2.52	25	1.69	180
SCW3225H220(X)TT	22	±10%	15	2.52	20	2.60	145
SCW3225H330(X)TT	33	±10%	15	2.52	15	3.64	115
SCW3225H390(X)TT	39	±10%	15	2.52	14	4.50	110
SCW3225H470(X)TT	47	±10%	15	2.52	13	5.46	105
SCW3225H560(X)TT	56	±10%	15	2.52	11	7.05	95
SCW3225H680(X)TT	68	±10%	15	2.52	10	8.45	85
SCW3225H820(X)TT	82	±10%	15	2.52	9	8.71	80
SCW3225H101(X)TT	100	±10%	15	0.796	8	9.14	75

◆ Specifications

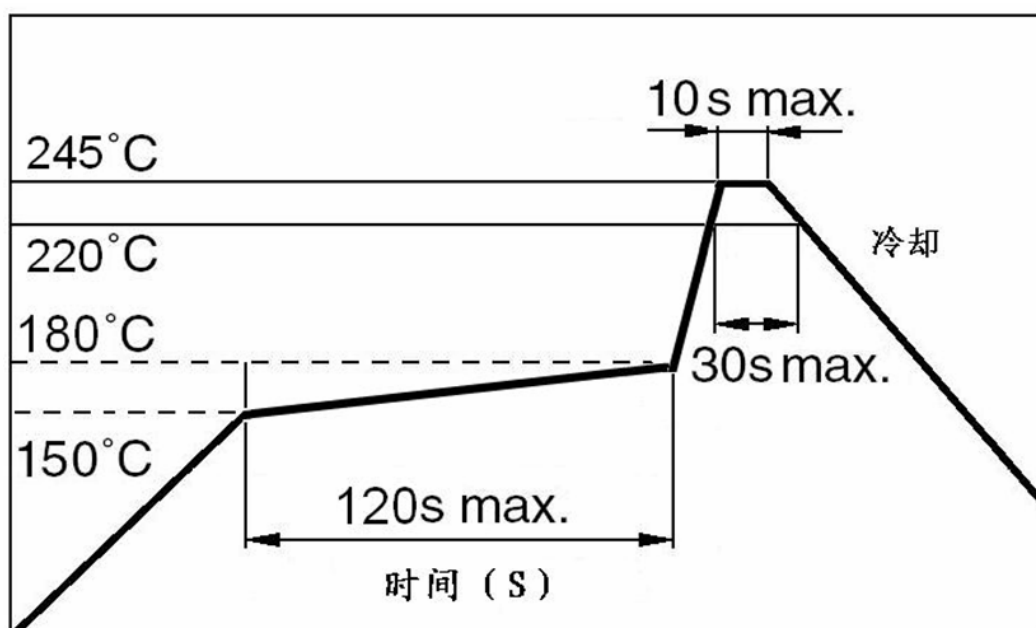
Part No.	Inductance (μH)	Inductance tolerance	Q min.	Test frequency L,Q (MHz)	Self-resonant frequency (MHz)min.	DC resistance (Ω)max.	Rated current. (mA)max.
SCW4532H Series							
SCW4532H1R0(X)TT	1.0	±10%	10	7.96	180	0.11	1050
SCW4532H1R2(X)TT	1.2	±10%	10	7.96	160	0.12	1000
SCW4532H1R5(X)TT	1.5	±10%	10	7.96	130	0.15	950
SCW4532H1R8(X)TT	1.8	±10%	10	7.96	100	0.16	900
SCW4532H2R2(X)TT	2.2	±10%	10	7.96	80	0.18	850
SCW4532H2R7(X)TT	2.7	±10%	10	7.96	60	0.20	800
SCW4532H3R3(X)TT	3.3	±10%	10	7.96	45	0.22	750
SCW4532H3R9(X)TT	3.9	±10%	10	7.96	40	0.24	700
SCW4532H4R7(X)TT	4.7	±10%	10	7.96	35	0.27	650
SCW4532H5R6(X)TT	5.6	±10%	10	7.96	30	0.30	650
SCW4532H6R8(X)TT	6.8	±10%	10	7.96	28	0.35	600
SCW4532H8R2(X)TT	8.2	±10%	10	7.96	25	0.4	600
SCW4532H100(X)TT	10	±10%	10	2.52	22	0.50	550
SCW4532H120(X)TT	12	±10%	10	2.52	21	0.60	500
SCW4532H150(X)TT	15	±10%	10	2.52	20	0.70	450
SCW4532H180(X)TT	18	±10%	10	2.52	19	0.80	400
SCW4532H220(X)TT	22	±10%	10	2.52	18	0.9	370
SCW4532H270(X)TT	27	±10%	10	2.52	16	1.2	330
SCW4532H330(X)TT	33	±10%	10	2.52	14	1.4	300
SCW4532H390(X)TT	39	±10%	10	2.52	12	1.6	280
SCW4532H470(X)TT	47	±10%	10	2.52	11.5	1.9	260
SCW4532H560(X)TT	56	±10%	10	2.52	11	2.2	240
SCW4532H680(X)TT	68	±10%	10	2.52	10	2.6	220
SCW4532H820(X)TT	82	±10%	10	2.52	9	3.5	200
SCW4532H101(X)TT	100	±10%	20	0.796	8	4.0	180
SCW4532H121(X)TT	120	±10%	20	0.796	7.5	4.5	160
SCW4532H151(X)TT	150	±10%	20	0.796	7	6.5	140

◆ Specifications

Part No.	Inductance (μH)	Inductance tolerance	Q min.	Test frequency L,Q (MHz)	Self-resonant frequency (MHz)min.	DC resistance (Ω)max.	Rated current. (mA)max.
SCW4532H Series							
SCW4532H181(X)TT	180	±10%	20	0.796	6.5	7.5	120
SCW4532H221(X)TT	220	±10%	20	0.796	5.5	9.0	120
SCW4532H271(X)TT	270	±10%	20	0.796	5	11	100
SCW4532H331(X)TT	330	±10%	20	0.796	4	13	90

Note:

- 1、 Rated current: Value obtained when current flows and the temperature has risen to 20°C or when DC current flows and the initial value of inductance has fallen by 10%, whichever is smaller.
- 2、 Test equipment L, Q: HP4285A +16034E, or equivalent.
- 3、 SRF: HP8753C NETWORK ANALYZER, or equivalent.
- 4、 DC resistance: AX-111A DIGITAL MILLIOHM METER, or equivalent.

◆ Recommended soldering conditions reflow soldering


X-ON Electronics

Largest Supplier of Electrical and Electronic Components

Click to view similar products for [Fixed Inductors](#) category:

Click to view products by [Sunltech](#) manufacturer:

Other Similar products are found below :

[CR32NP-100KC](#) [70F224AI](#) [MHQ1005P10NJ](#) [MHQ1005P1N0S](#) [MHQ1005P2N4S](#) [MHQ1005P3N6S](#) [MHQ1005P5N1S](#) [MHQ1005P8N2J](#)
[PE-53601NL](#) [PE-53602NL](#) [PG0936.113NLT](#) [9220-20](#) [9310-16](#) [PM06-2N7](#) [PM06-39NJ](#) [A01TK](#) [1206CS-471XJ](#) [HC2-R47-R](#) [HC8-1R2-R](#)
[HCF1305-3R3-R](#) [1206CS-151XG](#) [RCH664NP-4R7M](#) [RCP1317NP-391L](#) [DH2280-4R7M](#) [DS1608C-106](#) [B10TJ](#) [B82498B3101J000](#) [ELJ-](#)
[RE27NJF2](#) [1812CS-153XJ](#) [1812CS-183XJ](#) [1812CS-223XJ](#) [1812LS-104XJ](#) [1812LS-105XJ](#) [1812LS-124XJ](#) [1812LS-154XJ](#) [1812LS-223XJ](#)
[1812LS-224XJ](#) [1812LS-563XJ](#) [1812LS-683XJ](#) [1812LS-824XJ](#) [NIN-FB101JTR110F](#) [NIN-FB471JTR62F](#) [NIN-FC1R5JTR220F](#) [NIN-](#)
[HCR15JTRF](#) [NIN-HCR33JTRF](#) [NIN-HDR22JTRF](#) [NIN-HDR82JTRF](#) [NIN-HK2N7STRF](#) [NIN-PA150KTR370F](#) [NIN-PB100KTR550F](#)