

Wire Wound SMD Chip Inductor

◆ FEATURES

- 1、Lead-free materials is used for the plating on the terminals.
- 2、The product uses metal terminals,which realize excellent connection reliability.
- 3、High resistance to heat,humidity,mechanical shocks and presser.Accurate dimensions for automatically surface mounted.
- 4、The product has good heat durability that withstands lead-free compatible reflow soldering conditions.

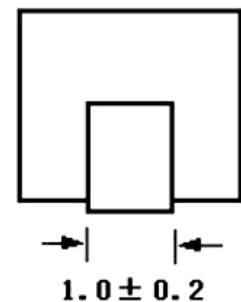
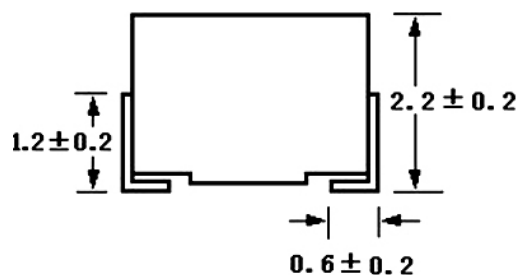
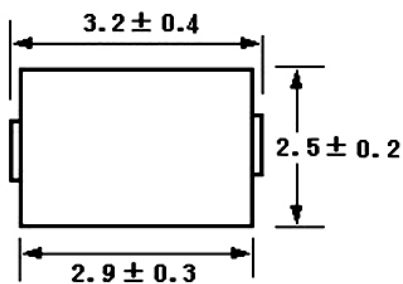
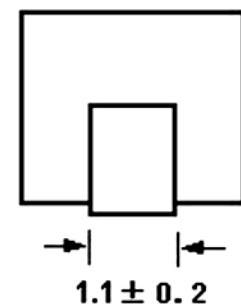
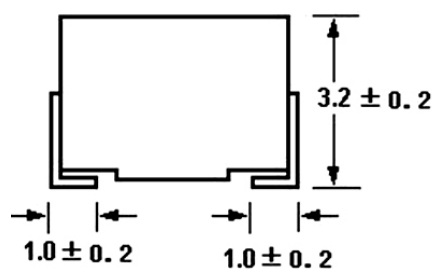
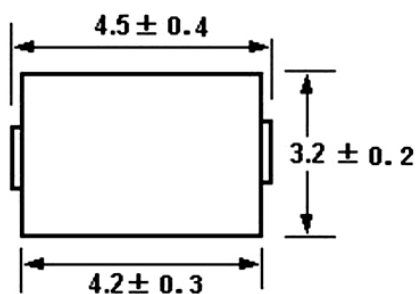
◆ Application

CMCW-M serials high reliable wire would chip inductors for communication , equipment , instrument , video & audio have been developen in response to the trend toward higher density mounting of parts in electric circuits.


◆ Lead Free Part Numbering

SCW	3225	M	4R7	K	T	T
(1)	(2)	(3)	(4)	(5)	(6)	(7)

- (1) Series Type
- (2) Dimension: L X W
- (3) Material Code
- (4) Inductance: 2R2=2.2μH ;
100=10μH; 101=100μH
- (5) Inductance Tolerance:
J=±5%, K=±10%, M=±20%
- (6) Company Code
- (7) Packaging : packed in embossed carrier tape

◆ SHAPE AND DIMENSIONS (unit: mm)

SCW3225M Series

SCW4532M Series

◆ Specifications

Part No.	Inductance (μH)	Inductance tolerance	Q min.	Test frequency L,Q (MHz)	Self-resonant frequency (MHz)min.	DC resistance (Ω)max.	Rated current. (mA)max.
SCW3225M Series							
SCW3225MR10(X)TT	0.10	±20,±10%	28	100	700	0.44	450
SCW3225MR12(X)TT	0.12	±20,±10%	30	25.2	500	0.22	450
SCW3225MR15(X)TT	0.15	±20,±10%	30	25.2	450	0.25	450
SCW3225MR18(X)TT	0.18	±20,±10%	30	25.2	400	0.28	450
SCW3225MR22(X)TT	0.22	±20,±10%	30	25.2	350	0.32	450
SCW3225MR27(X)TT	0.27	±20,±10%	30	25.2	320	0.36	450
SCW3225MR33(X)TT	0.33	±20,±10%	30	25.2	300	0.40	450
SCW3225MR39(X)TT	0.39	±20,±10%	30	25.2	250	0.45	450
SCW3225MR47(X)TT	0.47	±20,±10%	30	25.2	220	0.50	450
SCW3225MR56(X)TT	0.56	±20,±10%	30	25.2	180	0.55	450
SCW3225MR68(X)TT	0.68	±20,±10%	30	25.2	160	0.60	450
SCW3225MR82(X)TT	0.82	±20,±10%	30	25.2	140	0.65	450
SCW3225M1R0(X)TT	1.0	±10,±5%	30	7.96	120	0.70	400
SCW3225M1R2(X)TT	1.2	±10,±5%	30	7.96	100	0.75	390
SCW3225M1R5(X)TT	1.5	±10,±5%	30	7.96	85	0.85	370
SCW3225M1R8(X)TT	1.8	±10,±5%	30	7.96	80	0.90	350
SCW3225M2R2(X)TT	2.2	±10,±5%	30	7.96	75	1.00	320
SCW3225M2R7(X)TT	2.7	±10,±5%	30	7.96	70	1.10	290
SCW3225M3R3(X)TT	3.3	±10,±5%	30	7.96	60	1.20	260
SCW3225M3R9(X)TT	3.9	±10,±5%	30	7.96	55	1.30	250
SCW3225M4R7(X)TT	4.7	±10,±5%	30	7.96	50	1.50	220
SCW3225M5R6(X)TT	5.6	±10,±5%	30	7.96	45	1.60	200
SCW3225M6R8(X)TT	6.8	±10,±5%	30	7.96	40	1.80	180
SCW3225M8R2(X)TT	8.2	±10,±5%	30	7.96	35	2.00	170
SCW3225M100(X)TT	10	±10,±5%	30	2.52	30	2.10	150
SCW3225M120(X)TT	12	±10,±5%	30	2.52	20	2.50	140
SCW3225M150(X)TT	15	±10,±5%	30	2.52	20	2.80	130

◆ Specifications

Part No.	Inductance (μH)	Inductance tolerance	Q min.	Test frequency L,Q (MHz)	Self-resonant frequency (MHz)min.	DC resistance (Ω)max.	Rated current. (mA)max.
SCW3225M Series							
SCW3225M180(X)TT	18	±10,±5%	30	2.52	20	3.30	120
SCW3225M220(X)TT	22	±10,±5%	30	2.52	20	3.70	110
SCW3225M270(X)TT	27	±10,±5%	30	2.52	20	5.00	80
SCW3225M330(X)TT	33	±10,±5%	30	2.52	17	5.60	70
SCW3225M390(X)TT	39	±10,±5%	30	2.52	16	6.40	65
SCW3225M470(X)TT	47	±10,±5%	30	2.52	15	7.00	60
SCW3225M560(X)TT	56	±10,±5%	30	2.52	13	8.00	55
SCW3225M680(X)TT	68	±10,±5%	30	2.52	12	9.00	50
SCW3225M820(X)TT	82	±10,±5%	30	2.52	11	10.00	45
SCW3225M101(X)TT	100	±10,±5%	20	0.796	10	10.00	40
SCW3225M121(X)TT	120	±10,±5%	20	0.796	10	11.00	70
SCW3225M151(X)TT	150	±10,±5%	20	0.796	8	15.00	65
SCW3225M181(X)TT	180	±10,±5%	20	0.796	7	17.00	60
SCW3225M221(X)TT	220	±10,±5%	20	0.796	7	21.00	50
SCW4532M Series							
SCW4532MR10(X)TT	0.10	±10%,±20%	35	25.2	300	0.18	800
SCW4532MR12(X)TT	0.12	±10%,±20%	35	25.2	280	0.2	770
SCW4532MR15(X)TT	0.15	±10%,±20%	35	25.2	250	0.22	730
SCW4532MR18(X)TT	0.18	±10%,±20%	35	25.2	220	0.24	700
SCW4532MR22(X)TT	0.22	±10%,±20%	40	25.2	200	0.25	665
SCW4532MR27(X)TT	0.27	±10%,±20%	40	25.2	180	0.26	635
SCW4532MR33(X)TT	0.33	±10%,±20%	40	25.2	165	0.28	605
SCW4532MR39(X)TT	0.39	±10%,±20%	40	25.2	150	0.3	575
SCW4532MR47(X)TT	0.47	±10%,±20%	40	25.2	145	0.32	545
SCW4532MR56(X)TT	0.56	±10%,±20%	40	25.2	140	0.36	520
SCW4532MR68(X)TT	0.68	±10%,±20%	40	25.2	135	0.4	500
SCW4532MR82(X)TT	0.82	±10%,±20%	40	25.2	130	0.45	475

◆ Specifications

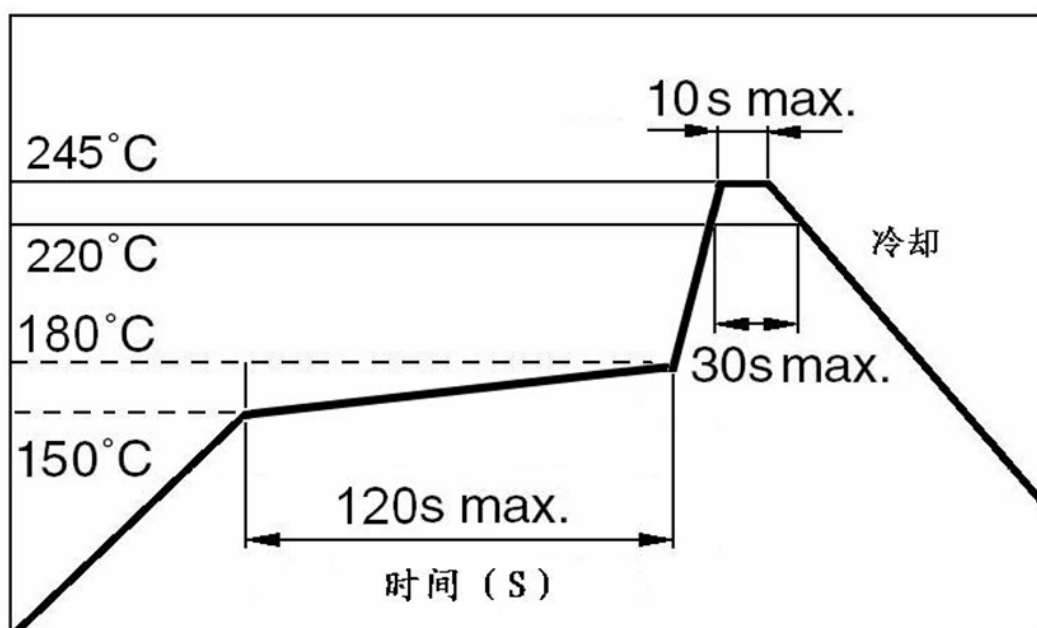
Part No.	Inductance (μH)	Inductance tolerance	Q min.	Test frequency L,Q (MHz)	Self-resonant frequency (MHz)min.	DC resistance (Ω)max.	Rated current. (mA)max.
SCW4532M Series							
SMCW4532M1R0(X)TT	1.0	±5%,±10%	50	7.96	100	0.5	450
SCW4532M1R2(X)TT	1.2	±5%,±10%	50	7.96	80	0.55	430
SCW4532M1R5(X)TT	1.5	±5%,±10%	50	7.96	70	0.6	410
SCW4532M1R8(X)TT	1.8	±5%,±10%	50	7.96	60	0.65	390
SCW4532M2R2(X)TT	2.2	±5%,±10%	50	7.96	55	0.7	380
SCW4532M2R7(X)TT	2.7	±5%,±10%	50	7.96	50	0.75	370
SCW4532M3R3(X)TT	3.3	±5%,±10%	50	7.96	45	0.8	355
SCW4532M3R9(X)TT	3.9	±5%,±10%	50	7.96	40	0.9	330
SCW4532M4R7(X)TT	4.7	±5%,±10%	50	7.96	35	1	315
SCW4532M5R6(X)TT	5.6	±5%,±10%	50	7.96	33	1.1	300
SCW4532M6R8(X)TT	6.8	±5%,±10%	50	7.96	27	1.2	285
SCW4532M8R2(X)TT	8.2	±5%,±10%	50	7.96	25	1.4	270
SCW4532M100(X)TT	10	±5%,±10%	50	2.52	20	1.6	250
SCW4532M120(X)TT	12	±5%,±10%	50	2.52	18	2	225
SCW4532M150(X)TT	15	±5%,±10%	50	2.52	17	2.5	200
SCW4532M180(X)TT	18	±5%,±10%	50	2.52	15	2.8	190
SCW4532M220(X)TT	22	±5%,±10%	50	2.52	13	3.2	180
SCW4532M270(X)TT	27	±5%,±10%	50	2.52	12	3.6	170
SCW4532M330(X)TT	33	±5%,±10%	50	2.52	11	4	160
SCW4532M390(X)TT	39	±5%,±10%	50	2.52	10	4.5	150
SCW4532M470(X)TT	47	±5%,±10%	50	2.52	10	5	140
SCW4532M560(X)TT	56	±5%,±10%	50	2.52	9	5.5	135
SCW4532M680(X)TT	68	±5%,±10%	50	2.52	9	6	130
SCW4532M820(X)TT	82	±5%,±10%	50	2.52	8	7	120
SCW4532M101(X)TT	100	±5%,±10%	40	0.796	8	8	110
SCW4532M121(X)TT	120	±5%,±10%	40	0.796	6	8	110
SCW4532M151(X)TT	150	±5%,±10%	40	0.796	5	9	105

◆ Specifications

Part No.	Inductance (μH)	Inductance tolerance	Q min.	Test frequency L, Q (MHz)	Self-resonant frequency (MHz)min.	DC resistance (Ω)max.	Rated current. (mA)max.
SCW4532M Series							
SCW4532M181(X)TT	180	±5%,±10%	40	0.796	5	9.5	102
SCW4532M221(X)TT	220	±5%,±10%	40	0.796	4	10	100
SCW4532M271(X)TT	270	±5%,±10%	40	0.796	4	12	92
SCW4532M331(X)TT	330	±5%,±10%	40	0.796	3.5	14	85
SCW4532M391(X)TT	390	±5%,±10%	40	0.796	3	18	80
SCW4532M471(X)TT	470	±5%,±10%	40	0.796	3	26	62
SCW4532M561(X)TT	560	±5%,±10%	30	0.796	3	30	50
SCW4532M681(X)TT	680	±5%,±10%	30	0.796	3	30	50
SCW4532M821(X)TT	820	±5%,±10%	30	0.796	2.5	35	30
SCW4532M102(X)TT	1000	±5%,±10%	20	0.252	2.5	40	30

Note:

- 1、 Rated current: Value obtained when current flows and the temperature has risen to 20°C or when DC current flows and the initial value of inductance has fallen by 10%, whichever is smaller.
- 2、 Test equipment L, Q: HP4285A +16034E, or equivalent.
- 3、 SRF: HP8753C NETWORK ANALYZER, or equivalent.
- 4、 DC resistance: AX-111A DIGITAL MILLIOHM METER, or equivalent.

◆ Recommended soldering conditions reflow soldering


X-ON Electronics

Largest Supplier of Electrical and Electronic Components

Click to view similar products for [Fixed Inductors](#) category:

Click to view products by [Sunltech](#) manufacturer:

Other Similar products are found below :

[CR32NP-100KC](#) [CR54NP-470LC](#) [70F224AI](#) [MGDQ4-00004-P](#) [MHQ1005P10NJ](#) [MHQ1005P1N0S](#) [MHQ1005P2N4S](#) [MHQ1005P3N6S](#)
[MHQ1005P5N1S](#) [MHQ1005P8N2J](#) [PE-53601NL](#) [PE-53602NL](#) [PG0936.113NLT](#) [9220-20](#) [9310-16](#) [PM06-2N7](#) [PM06-39NJ](#) [A01TK](#)
[1206CS-471XJ](#) [HC2-R47-R](#) [HC8-1R2-R](#) [HCF1305-3R3-R](#) [1206CS-151XG](#) [RCH664NP-140L](#) [RCH664NP-4R7M](#) [RCP1317NP-391L](#)
[RCR110DNP-331L](#) [DH2280-4R7M](#) [DS1608C-106](#) [B10TJ](#) [B82498B3101J000](#) [ELJ-RE27NJF2](#) [1812CS-153XJ](#) [1812CS-183XJ](#) [1812CS-](#)
[223XJ](#) [1812LS-104XJ](#) [1812LS-105XJ](#) [1812LS-124XJ](#) [1812LS-154XJ](#) [1812LS-223XJ](#) [1812LS-224XJ](#) [1812LS-563XJ](#) [1812LS-683XJ](#)
[1812LS-824XJ](#) [NIN-FB101JTR110F](#) [NIN-FB471JTR62F](#) [NIN-FC1R5JTR220F](#) [NIN-HCR15JTRF](#) [NIN-HCR33JTRF](#) [NIN-HDR22JTRF](#)