


High Current SMD Power Inductor

◆ Product Description:

- 1.High current,low loss of iron powder core
- 2.Low profile for machine placement
- 3.Minimize electromagnetic interference
- 4.Suppress common mode noise
- 5.Prevent EMI effect via precise impedance
- 6.Custom design available

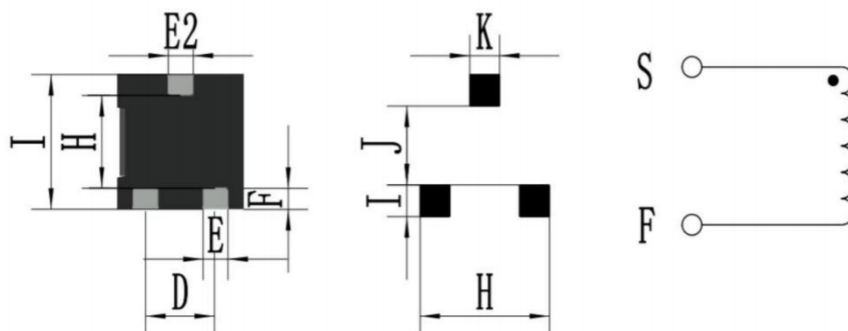
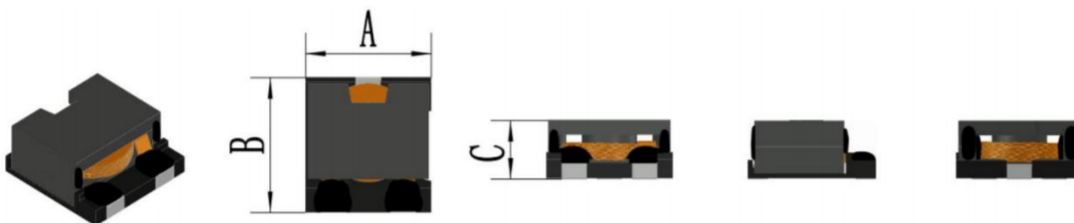


◆ Lead Free Part Numbering

SLB 1050 P 1R8 M S T
(1) (2) (3) (4) (5) (6) (7)

- (1).Series Type
- (2).Dimension
- (3).Material Code
- (4).Inductance: 1R8=1.8uH 2R2=2.2uH 100=10uH
- (5).Inductance Tolerance:M=±20% N=±30%
- (6).Company Code
- (7).Packaging:T-Tape&reel

◆ Dimensions:(mm)





Sunltech SLB1050/1360/1390/1470/1412 Series

Series	A	B	C	D	E	E2	F	H	I
SLB1050P	10.6Max	10.6Max	5.2Max	5.5±0.5	2.5	1.5	2.0	8.2	2.5
SLB1360P	13.0Max	13.5Max	5.8Max	6.9±0.5	2.5	2.5	2.0	9.0	2.5
SLB1390P	13.0Max	13.5Max	9.0Max	6.9±0.5	2.5	2.5	2.0	9.0	2.5
SLB1470P	47.9Max	15.1Max	8.2Max	9.0±0.5	2.8	2.5	1.8	13.0	2.7
SLB1412P	14.9Max	15.1Max	12.2Max	9.0±0.5	2.8	2.5	1.8	13.0	2.7

◆ Electrical Characteristics:

Part No	L(A)	Irms(A) Type	Isat(A) Type	DCR(m Ω)	
	uH ±20%			Type	Max
SLB1050P Series					
SLB1050PR80MST	0.8	16.3	25.6	3.8	4.0
SLB1050P1R0MST	1.0	16.3	17.5	3.8	4.0
SLB1050P1R2MST	1.2	15.0	21.3	5.4	6.0
SLB1050P1R3MST	1.3	16.3	17.2	3.8	4.0
SLB1050P1R5MST	1.5	15.0	14.5	3.8	4.0
SLB1050P1R8MST	1.8	15.0	14.3	5.4	6.0
SLB1050P2R0MST	2.0	11.5	16.2	7.8	9.0
SLB1050P2R2MST	2.2	16.3	10.0	3.8	4.0
SLB1050P2R5MST	2.5	12.0	12.1	5.4	7.5
SLB1050P3R2MST	3.2	15.0	8.50	5.4	6.0
SLB1050P4R0MST	4.0	11.5	8.80	7.8	9.0
SLB1050P4R3MST	4.3	12.0	7.00	5.4	7.5
SLB1050P5R7MST	5.7	11.5	6.00	7.8	9.0



Part No	L(A)	Irms(A) Type	Isat(A) Type	DCR(m Ω)	
	uH ±20%			Type	Max
SLB1360P Series					
SLB1360P1R0MST	1.0	13.0	33.5	2.36	2.6
SLB1360P1R8MST	1.8	13.0	20.0	2.36	2.6
SLB1360P2R7MST	2.7	13.0	14.0	2.36	2.6
SLB1360P4R0MST	4.0	9.4	13.0	5.5	6.05
SLB1360P4R7MST	4.7	9.4	12.0	5.5	6.05
SLB1360P6R0MST	6.0	9.4	9.5	5.5	6.05
SLB1360P8R0MST	8.0	7.6	9.0	9.83	10.81
SLB1360P100MST	10.0	7.2	7.5	9.83	10.81
SLB1390P Series					
SLB1390P100MST	10	9.2	13.16	13.7	15.0
SLB1390P150MST	15	9.2	8.6	13.7	15.0
SLB1390P220MST	22	7.7	7.36	21.0	23.1
SLB1390P330MST	33	7.7	4.76	21.0	23.1
SLB1390P470MST	47	7.7	3.2	21.0	23.1

※

All data is tested based on 25°C ambient temperature.

1. Inductance measure condition at 100kHz, 0.1V.

2. Saturation current: the actual value of DC current when the inductance decrease 20% of its initial value.

3. Temperature rise current: the actual value of DC current when the temperature rise is $\Delta T 40^{\circ}\text{C}$ ($T_a = 25^{\circ}\text{C}$).

Special remind: Circuit design, component placement, PCB size and thickness, cooling system and etc. all will affect the product temperature. Please verify the product temperature in the final application.



Part No	L(A)	Irms(A) Type	Isat(A) Type	DCR(mΩ)	
	uH ±20%			Type	Max
SLB1470P Series					
SLB1470PR40MST	0.4	23.0	66.0	1.0	1.2
SLB1470PR90MST	0.9	21.5	45.0	1.2	1.5
SLB1470P1R5MST	1.5	20.0	34.0	1.7	2.0
SLB1470P2R4MST	2.4	17.5	28.0	2.7	3.2
SLB1470P3R4MST	3.4	16.0	23.0	4.1	5.0
SLB1470P4R7MST	4.7	12.5	19.0	5.0	6.0
SLB1470P6R1MST	6.1	11.0	18.5	6.5	7.8
SLB1470P7R7MST	7.7	10.0	15.5	8.2	9.9
SLB1470P9R5MST	9.5	8.5	14.0	11.1	13.3
SLB1470P100MST	10.0	10.0	11.5	8.2	9.9
SLB1470P120MST	12.0	8.5	10.0	11.1	13.3
SLB1470P470MST	47.0	2.5	3.0	22.3	27.0
SLB1412P Series					
SLB1412P7R4MST	7.4	13.0	10.8	3.7	4.5
SLB1412P100MST	10.0	12.5	9.2	4.5	5.4
SLB1412P120MST	12.0	10.3	8.5	6.3	7.5
SLB1412P150MST	15.0	9.6	8.0	7.4	8.4
SLB1412P180MST	18.0	9.0	7.2	8.1	9.8
SLB1412P220MST	22.0	8.3	6.4	9.4	11.3

※

All data is tested based on 25°C ambient temperature.

1. Inductance measure condition at 100kHz, 0.1V.

2. Saturation current: the actual value of DC current when the inductance decrease 20% of its initial value.

3. Temperature rise current: the actual value of DC current when the temperature rise is $\Delta T 40^{\circ}\text{C}$ ($T_a=25^{\circ}\text{C}$).

Special remind: Circuit design, component placement, PCB size and thickness, cooling system and etc. all will affect the product temperature. Please verify the product temperature in the final application.



◆ Packing

Series	SLB1050 Series	SLB1360 Series	SLB1390 Series	SLB1470 Series	SLB1412 Series
QTY (PCS/Reel)	800Ref	500Ref	300Ref	300Ref	250Ref

X-ON Electronics

Largest Supplier of Electrical and Electronic Components

Click to view similar products for [Fixed Inductors](#) category:

Click to view products by [Sunltech](#) manufacturer:

Other Similar products are found below :

[CR32NP-100KC](#) [70F224AI](#) [MHQ1005P10NJ](#) [MHQ1005P1N0S](#) [MHQ1005P2N4S](#) [MHQ1005P3N6S](#) [MHQ1005P5N1S](#) [MHQ1005P8N2J](#)
[PE-53601NL](#) [PE-53602NL](#) [PG0936.113NLT](#) [9220-20](#) [9310-16](#) [PM06-2N7](#) [PM06-39NJ](#) [A01TK](#) [1206CS-471XJ](#) [HC2-R47-R](#) [HC8-1R2-R](#)
[HCF1305-3R3-R](#) [1206CS-151XG](#) [RCH664NP-4R7M](#) [RCP1317NP-391L](#) [DH2280-4R7M](#) [DS1608C-106](#) [B10TJ](#) [B82498B3101J000](#) [ELJ-](#)
[RE27NJF2](#) [1812CS-153XJ](#) [1812CS-183XJ](#) [1812CS-223XJ](#) [1812LS-104XJ](#) [1812LS-105XJ](#) [1812LS-124XJ](#) [1812LS-154XJ](#) [1812LS-223XJ](#)
[1812LS-224XJ](#) [1812LS-563XJ](#) [1812LS-683XJ](#) [1812LS-824XJ](#) [NIN-FB101JTR110F](#) [NIN-FB471JTR62F](#) [NIN-FC1R5JTR220F](#) [NIN-](#)
[HCR15JTRF](#) [NIN-HCR33JTRF](#) [NIN-HDR22JTRF](#) [NIN-HDR82JTRF](#) [NIN-HK2N7STRF](#) [NIN-PA150KTR370F](#) [NIN-PB100KTR550F](#)