


## SMD Molding Power Inductor



### ◆ Features

- 1、Magnetically shielded construction, low DC resistance;
- 2、The use of magnetic iron powder ensure capability for large current;
- 3、Low audible core noise;
- 4、Ideal for DC-DC converter applications in hand held personal computer and etc;
- 5、Frequency Range: up to 30MHz;
- 6、RoHS compliant.



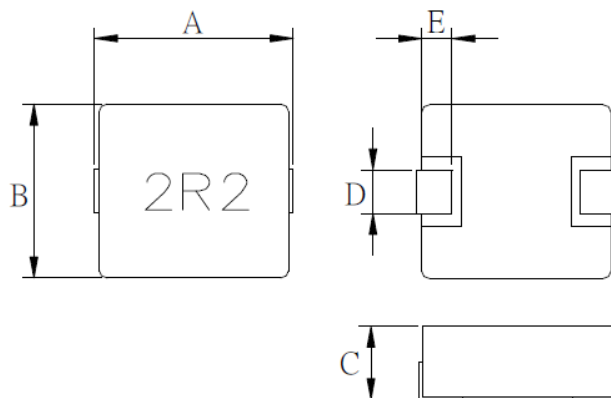
### ◆ Applications

- 1、Smart phone、MID;
- 2、Next-generation mobile devices with multifunction such as adding color TV and digital movie cameras;
- 3、Flat-screen TVs, blue-ray disc recorders, set top box;
- 4、Notebooks, desktop computers, servers, graphic cards;
- 5、Portable gaming devices, personal navigation systems, personal multimedia devices;
- 6、Automotive systems;
- 7、Telecomm base stations.

### ◆ Lead Free Part Numbering

**SLO 0603 S 100 M T T**  
 (1) (2) (3) (4) (5) (6) (7)

- (1) Series Type
- (2) Dimension: A X C
- (3) Material Code
- (4) Inductance: 2R2=2.2 $\mu$ H ;  
100=10 $\mu$ H; 101=100 $\mu$ H
- (5) Inductance Tolerance: M=±20%, Y=±30%
- (6) Company Code
- (7) Packaging : packed in embossed carrier tape



### ◆ Dimensions

Series	A±0.1(mm)	B±0.1 (mm)	C (mm)	D±0.1 (mm)	E±0.1 (mm)
SLO0312S	3.4	3.0	1.2 Max	1.0	0.6
SLO0315S	3.4	3.0	1.5 Max	1.0	0.6
SLO0320S	3.4	3.0	2.0 Max	1.0	0.6
SLO0412S	4.3	4.0	1.2 Max	1.5	0.8
SLO0415S	4.3	4.0	1.5 Max	1.5	0.8
SLO0420S	4.3	4.0	2.0 Max	1.5	0.8
SLO0515S	5.2	4.7	1.5 Max	2.0	1.0
SLO0520S	5.2	4.7	2.0 Max	2.0	1.0
SLO0530S	5.2	4.7	3.0 Max	2.0	1.0
SLO0550S	5.2	4.7	5.0 Max	2.0	1.0

## ◆ Dimensions

Series	A±0.1(mm)	B±0.1 (mm)	C (mm)	D±0.1 (mm)	E±0.1 (mm)
SLO0620S	6.5	6.0	2.0 Max	2.5	1.3
SLO0630S	6.5	6.0	3.0 Max	2.5	1.3
SLO0640S	6.5	6.0	4.0 Max	2.5	1.3
SLO0718S	7.2	6.6	1.8 Max	3.0	1.6
SLO0720S	7.2	6.6	2.0 Max	3.0	1.6
SLO0724S	7.2	6.6	2.4 Max	3.0	1.6
SLO0730S	7.2	6.6	3.0 Max	3.0	1.6
SLO0750S	7.2	6.6	5.0 Max	3.0	1.6
SLO0850S	7.8	7.2	5.0 Max	3.0	1.6
SLO1040S	11.15	10.0	4.0 Max	3.0	2.0
SLO1045S	11.15	10.0	4.5 Max	3.0	2.0
SLO1050S	11.15	10.0	5.0 Max	3.0	2.0
SLO1335S	13.45	12.6	3.5 Max	4.0	2.0
SLO1350S	13.45	12.6	5.0 Max	4.0	2.0
SLO1365S	13.45	12.6	6.5 Max	4.0	2.0

## ◆ Specification

Part Number	INDUCTANCE Lo( $\mu$ H)	Rdc (m $\Omega$ )		Test a condition	HEAT RATING CURRENT(I <sub>dc</sub> ) DC AMPS1	SATURATION CURRENT(I <sub>sat</sub> ) DC AMPS2
		Typ.	Max			
<b>SLO0312S Series</b>						
SLO0312SR68YTT	0.68	46	55	100KHz/1V	2.5	4.0
SLO0312S1R0YTT	1.0	68	85	100KHz/1V	2.0	3.2
SLO0312S1R5YTT	1.5	105	135	100KHz/1V	1.8	2.8
SLO0312S2R2YTT	2.2	130	165	100KHz/1V	1.5	2.2
SLO0312S3R3YTT	3.3	215	260	100KHz/1V	1.0	1.8
<b>SLO0315S Series</b>						
SLO0315SR22YTT	0.22	11	14	100KHz/1V	5.0	8.0
SLO0315SR33YTT	0.33	16	19	100KHz/1V	4.0	7.0
SLO0315SR47YTT	0.47	24	29	100KHz/1V	3.5	5.5
SLO0315SR56YTT	0.56	31	37	100KHz/1V	3.0	5.0
SLO0315SR68YTT	0.68	42	50	100KHz/1V	3.0	4.5
SLO0315SR82YTT	0.82	49	58	100KHz/1V	2.8	3.8
SLO0315S1R0YTT	1.0	56	68	100KHz/1V	2.5	3.5
SLO0315S1R5YTT	1.5	78	92	100KHz/1V	2.0	3.0

## ◆ Specification

Part Number	INDUCTANCE Lo( $\mu$ H)	Rdc (m $\Omega$ )		Test a condition	HEAT RATING CURRENT(I <sub>dc</sub> ) DC AMPS1	SATURATION CURRENT(I <sub>sat</sub> ) DC AMPS2
		Typ.	Max			
<b>SLO0320S Series</b>						
SLO0320SR22MTT	0.22	9.5	12	100KHz/1V	6.0	9.0
SLO0320SR33MTT	0.33	14	17	100KHz/1V	5.0	7.0
SLO0320SR56MTT	0.56	24	30	100KHz/1V	3.5	5.5
SLO0320SR68MTT	0.68	28	33	100KHz/1V	3.0	4.5
SLO0320SR88MTT	0.88	34	41	100KHz/1V	2.5	4.5
SLO0320S1R0MTT	1.0	42	51	100KHz/1V	2.0	3.5
SLO0320S1R2MTT	1.2	46	55	100KHz/1V	1.5	3.5
SLO0320S1R5MTT	1.5	53	64	100KHz/1V	1.5	3.0
SLO0320S2R2MTT	2.2	66	79	100KHz/1V	1.0	2.5
SLO0320S3R3MTT	3.3	80	95	100KHz/1V	1.0	2.0
<b>SLO0412S Series</b>						
SLO0412SR47MTT	0.47	24	30	100KHz/1V	3.5	6.0
SLO0412SR68MTT	0.68	36	41	100KHz/1V	3.5	5.0
SLO0412S1R0MTT	1.0	60	79	100KHz/1V	2.5	5.0
SLO0412S1R5MTT	1.5	105	142	100KHz/1V	2.0	3.5
SLO0412S2R2MTT	2.2	128	169	100KHz/1V	2.0	3.0
<b>SLO0415S Series</b>						
SLO0415SR47MTT	0.47	20	27	100KHz/1V	5.0	9.0
SLO0415S1R0MTT	1.0	39	50	100KHz/1V	4.0	6.0
SLO0415S1R5MTT	1.5	48	63	100KHz/1V	4.0	6.0
SLO0415S2R2MTT	2.2	67	86	100KHz/1V	2.5	4.0
SLO0415S3R3MTT	3.3	116	156	100KHz/1V	2.0	3.5
<b>SLO0420S Series</b>						
SLO0420SR10MTT	0.10	5.5	8	100KHz/1V	12.0	25.0
SLO0420SR22MTT	0.22	6.3	12	100KHz/1V	10.0	14.0
SLO0420SR47MTT	0.47	11	14	100KHz/1V	7.0	9.5
SLO0420SR56MTT	0.56	13	20	100KHz/1V	6.5	9.0
SLO0420S1R0MTT	1.0	21	28	100KHz/1V	4.5	7.0
SLO0420S1R2MTT	1.2	23	32	100KHz/1V	4.0	7.0
SLO0420S1R5MTT	1.5	28	38	100KHz/1V	4.0	6.0
SLO0420S2R2MTT	2.2	42	52	100KHz/1V	3.0	5.0
SLO0420S3R3MTT	3.3	60	79	100KHz/1V	2.5	4.0
SLO0420S4R7MTT	4.7	118	150	100KHz/1V	2.0	3.0
SLO0420S6R8MTT	6.8	130	170	100KHz/1V	1.8	2.0
SLO0420S100MTT	10	225	294	100KHz/1V	1.5	2.0

## ◆ Specification

Part Number	INDUCTANCE Lo( $\mu$ H)	Rdc (m $\Omega$ )		Test a condition	HEAT RATING CURRENT(I <sub>dc</sub> ) DC AMPS1	SATURATION CURRENT(I <sub>sat</sub> ) DC AMPS2
		Typ.	Max			
<b>SLO0515S Series</b>						
SLO0515S1R0MTT	1.0	31	40	100KHz/1V	4.0	5.5
SLO0515S2R2MTT	2.2	35	42	100KHz/1V	3.5	4.5
SLO0515S3R3MTT	3.3	44	58	100KHz/1V	2.5	3.5
SLO0515S4R7MTT	4.7	156	200	100KHz/1V	2.9	3.0
<b>SLO0520S Series</b>						
SLO0520SR68MTT	0.68	15	20	100KHz/1V	5.0	10.0
SLO0520S1R0MTT	1.0	15	21	100KHz/1V	5.0	8.0
SLO0520S1R2MTT	1.2	17	27	100KHz/1V	5.0	8.0
SLO0520S1R5MTT	1.5	20	26	100KHz/1V	4.0	6.0
SLO0520S2R2MTT	2.2	32	42	100KHz/1V	3.5	6.0
SLO0520S3R3MTT	3.3	44	58	100KHz/1V	3.5	5.5
SLO0520S4R7MTT	4.7	68	90	100KHz/1V	3.2	4.5
SLO0520S5R6MTT	5.6	75	97	100KHz/1V	3.0	4.0
SLO0520S100MTT	10	170	221	100KHz/1V	2.0	3.0
<b>SLO0530S Series</b>						
SLO0530SR68MTT	0.68	11	18	100KHz/1V	5.0	8.0
SLO0530S1R0MTT	1.0	13	22	100KHz/1V	4.0	7.0
SLO0530S1R5MTT	1.5	20	25	100KHz/1V	4.0	7.0
SLO0530S2R2MTT	2.2	26	40	100KHz/1V	4.0	7.0
SLO0530S3R3MTT	3.3	30	42	100KHz/1V	4.0	7.0
SLO0530S4R7MTT	4.7	46	60	100KHz/1V	3.0	4.5
SLO0530S5R6MTT	5.6	62	80	100KHz/1V	3.0	4.0
SLO0530S6R8MTT	6.8	78	108	100KHz/1V	2.5	4.0
SLO0530S100MTT	10	115	150	100KHz/1V	2.0	4.0
<b>SLO0550S Series</b>						
SLO0550S100MTT	10	80	103	100KHz/1V	2.5	4.5
SLO0550S150MTT	15	140	180	100KHz/1V	2.0	4.0
SLO0550S220MTT	22	180	230	100KHz/1V	1.5	2.5
SLO0550S330MTT	33	345	445	100KHz/1V	1.5	2.0
SLO0550S470MTT	47	404	527	100KHz/1V	1.0	2.0
SLO0550S560MTT	56	456	600	100KHz/1V	0.8	1.0

## ◆ Specification

Part Number	INDUCTANCE Lo( $\mu$ H)	Rdc (m $\Omega$ )		Test a condition	HEAT RATING CURRENT(I <sub>dc</sub> ) DC AMPS1	SATURATION CURRENT(I <sub>sat</sub> ) DC AMPS2
		Typ.	Max			
<b>SLO0620S Series</b>						
SLO0620S1R0MTT	1.0	14	20	100KHz/1V	6.0	8.0
SLO0620S1R5MTT	1.5	20	27	100KHz/1V	5.0	7.0
SLO0620S2R2MTT	2.2	27	35	100KHz/1V	4.0	6.0
SLO0620S3R3MTT	3.3	49	65	100KHz/1V	3.5	5.0
SLO0620S4R7MTT	4.7	65	90	100KHz/1V	3.0	4.5
SLO0620S6R8MTT	6.8	106	139	100KHz/1V	2.5	4.0
SLO0620S100MTT	10	180	240	100KHz/1V	2.0	3.5
<b>SLO0630S Series</b>						
SLO0630SR68MTT	0.68	12	16	100KHz/1V	11.0	16.0
SLO0630S1R5MTT	1.5	16	22	100KHz/1V	9.0	12.0
SLO0630S2R2MTT	2.2	17	20	100KHz/1V	8.0	11.0
SLO0630S2R7MTT	2.7	25	34	100KHz/1V	6.0	8.0
SLO0630S3R3MTT	3.3	32	45	100KHz/1V	5.0	7.0
SLO0630S4R7MTT	4.7	34	45	100KHz/1V	5.5	7.0
SLO0630S5R6MTT	5.6	54	70	100KHz/1V	5.0	7.0
SLO0630S6R8MTT	6.8	63	84	100KHz/1V	4.5	6.0
SLO0630S100MTT	10	75	100	100KHz/1V	4.0	6.0
<b>SLO0640S Series</b>						
SLO0640S150MTT	15	96	120	100KHz/1V	3.0	4.0
SLO0640S180MTT	18	120	160	100KHz/1V	2.0	3.0
SLO0640S220MTT	22	140	180	100KHz/1V	2.5	3.0
SLO0640S470MTT	47	265	345	100KHz/1V	1.5	2.5
<b>SLO0718S Series</b>						
SLO0718S1R0MTT	1.0	22	30	100KHz/1V	7.0	9.0
SLO0718S2R2MTT	2.2	41	55	100KHz/1V	5.0	7.0
SLO0718S3R3MTT	3.3	71	95	100KHz/1V	5.0	7.0
<b>SLO0720S Series</b>						
SLO0720S1R0MTT	1.0	16	21	100KHz/1V	7.0	14.0
SLO0720S1R5MTT	1.5	17	20	100KHz/1V	7.0	10.0
SLO0720S2R2MTT	2.2	33	43	100KHz/1V	5.0	9.0
SLO0720S3R3MTT	3.3	44	57	100KHz/1V	4.0	8.0
SLO0720S4R7MTT	4.7	70	91	100KHz/1V	3.5	5.0
SLO0720S5R6MTT	5.6	89	118	100KHz/1V	3.0	4.5
SLO0720S6R8MTT	6.8	100	120	100KHz/1V	2.5	4.0
SLO0720S8R2MTT	8.2	168	217	100KHz/1V	2.2	3.5
SLO0720S100MTT	10	188	224	100KHz/1V	2.0	3.0

## ◆ Specification

Part Number	INDUCTANCE Lo( $\mu$ H)	Rdc (m $\Omega$ )		Test a condition	HEAT RATING CURRENT(I <sub>dc</sub> ) DC AMPS1	SATURATION CURRENT(I <sub>sat</sub> ) DC AMPS2
		Typ.	Max			
<b>SLO0724S Series</b>						
SLO0724S1R0MTT	1.0	12	15	100KHz/1V	7.0	14.0
SLO0724S1R5MTT	1.5	19	25	100KHz/1V	6.0	10.0
SLO0724S2R2MTT	2.2	27	35	100KHz/1V	5.0	8.0
SLO0724S3R3MTT	3.3	35	58	100KHz/1V	4.0	7.0
SLO0724S4R7MTT	4.7	55	73	100KHz/1V	3.5	5.5
SLO0724S100MTT	10	91	110	100KHz/1V	2.0	3.5
<b>SLO0730S Series</b>						
SLO0730SR10MTT	0.10	1.5	1.7	100KHz/1V	32.5	60.0
SLO0730SR22MTT	0.22	2.3	2.9	100KHz/1V	23.0	40.0
SLO0730SR33MTT	0.33	3.2	3.9	100KHz/1V	20.0	30.0
SLO0730SR47MTT	0.47	3.6	4.7	100KHz/1V	17.5	26.0
SLO0730SR56MTT	0.56	4.3	5.7	100KHz/1V	16.5	25.5
SLO0730SR68MTT	0.68	5.7	7.4	100KHz/1V	15.5	25.0
SLO0730SR82MTT	0.82	6.7	8.0	100KHz/1V	13.0	24.0
SLO0730S1R0MTT	1.0	9.0	10	100KHz/1V	11.0	22.0
SLO0730S1R5MTT	1.5	10	13	100KHz/1V	9.0	18.0
SLO0730S2R2MTT	2.2	12	19	100KHz/1V	8.0	14.0
SLO0730S3R3MTT	3.3	20	30	100KHz/1V	6.0	10.0
SLO0730S4R7MTT	4.7	28	40	100KHz/1V	5.5	10.0
SLO0730S5R6MTT	5.6	34	45	100KHz/1V	5.5	8.0
SLO0730S6R8MTT	6.8	40	51	100KHz/1V	4.5	8.0
SLO0730S8R2MTT	8.2	54	68	100KHz/1V	4.5	6.0
SLO0730S100MTT	10	60	102	100KHz/1V	3.0	7.0
<b>SLO0750S Series</b>						
SLO0750SR36MTT	0.36	3.2	3.5	100KHz/1V	21.0	25.0
SLO0750SR56MTT	0.56	3.4	3.6	100KHz/1V	20.0	18.0
SLO0750SR68MTT	0.68	3.9	4.2	100KHz/1V	18.0	17.0
SLO0750SR82MTT	0.82	4.6	4.9	100KHz/1V	16.5	16.0
SLO0750S1R0MTT	1.0	6.5	8.5	100KHz/1V	10.0	16.0
SLO0750S1R5MTT	1.5	8.5	12	100KHz/1V	8.0	14.0
SLO0750S2R2MTT	2.2	11	14	100KHz/1V	7.0	12.0
SLO0750S3R3MTT	3.3	18	22	100KHz/1V	6.5	11.0
SLO0750S4R7MTT	4.7	22	30	100KHz/1V	6.0	10.0
SLO0750S6R8MTT	6.8	33	45	100KHz/1V	4.5	9.0
SLO0750S220MTT	22	108	140	100KHz/1V	2.2	4.0
SLO0750S470MTT	47	192	247	100KHz/1V	2.0	3.0

## ◆ Specification

Part Number	INDUCTANCE Lo( $\mu$ H)	Rdc (m $\Omega$ )		Test a condition	HEAT RATING CURRENT(I <sub>dc</sub> ) DC AMPS1	SATURATION CURRENT(I <sub>sat</sub> ) DC AMPS2
		Typ.	Max			
<b>SLO0850S Series</b>						
SLO0850S2R2MTT	2.2	10	12	100KHz/1V	9.0	14.0
SLO0850S6R8MTT	6.8	23	30	100KHz/1V	5.5	8.0
SLO0850S100MTT	10	37	65	100KHz/1V	4.8	7.0
SLO0850S220MTT	22	107	140	100KHz/1V	3.0	4.0
SLO0850S270MTT	27	140	182	100KHz/1V	3.0	5.0
SLO0850S330MTT	33	194	237	100KHz/1V	2.0	4.0
SLO0850S470MTT	47	206	247	100KHz/1V	2.0	3.0
SLO0850S560MTT	56	240	310	100KHz/1V	2.0	3.0
<b>SLO1040S Series</b>						
SLO1040SR36MTT	0.36	1.7	2.2	100KHz/1V	30.0	50.0
SLO1040SR47MTT	0.47	2.6	3.3	100KHz/1V	25.0	33.0
SLO1040SR56MTT	0.56	2.6	3.3	100KHz/1V	25.0	33.0
SLO1040SR68MTT	0.68	2.7	3.5	100KHz/1V	18.0	30.0
SLO1040S1R0MTT	1.0	3.0	3.3	100KHz/1V	18.0	28.0
SLO1040S1R5MTT	1.5	3.8	4.2	100KHz/1V	16.0	25.0
SLO1040S2R2MTT	2.2	6.0	7.0	100KHz/1V	10.0	18.0
SLO1040S3R3MTT	3.3	10	11	100KHz/1V	9.0	14.0
SLO1040S5R6MTT	5.6	20	23	100KHz/1V	7.5	14.0
SLO1040S6R8MTT	6.8	22	25	100KHz/1V	6.5	9.0
SLO1040S100MTT	10	27	30	100KHz/1V	6.0	8.0
SLO1040S150MTT	15	53	70	100KHz/1V	4.0	6.0
SLO1040S220MTT	22	73	92	100KHz/1V	3.6	6.0
SLO1040S330MTT	33	136	177	100KHz/1V	3.0	5.0
<b>SLO1045S Series</b>						
SLO1045S1R0MTT	1.0	2.7	3.2	100KHz/1V	20.0	32.0
SLO1045S2R2MTT	2.2	5.8	7.0	100KHz/1V	14.0	16.0
SLO1045S3R3MTT	3.3	11	13	100KHz/1V	11.0	14.5
SLO1045S4R7MTT	4.7	13	15	100KHz/1V	10.0	13.0
SLO1045S5R6MTT	5.6	16	18	100KHz/1V	8.5	10.5
SLO1045S6R8MTT	6.8	21	29	100KHz/1V	4.0	9.0
SLO1045S330MTT	33	77	101	100KHz/1V	3.0	5.0
SLO1045S470MTT	47	160	210	100KHz/1V	3.0	4.0

## ◆ Specification

Part Number	INDUCTANCE Lo( $\mu$ H)	Rdc (m $\Omega$ )		Test a condition	HEAT RATING CURRENT(I <sub>dc</sub> ) DC AMPS1	SATURATION CURRENT(I <sub>sat</sub> ) DC AMPS2
		Typ.	Max			
<b>SLO1050S Series</b>						
SLO1050S5R2MTT	5.2	16	21	100KHz/1V	5.5	10.0
SLO1050S150MTT	15	39	52	100KHz/1V	3.6	6.0
SLO1050S220MTT	22	73	92	100KHz/1V	4.0	6.0
SLO1050S330MTT	33	107	120	100KHz/1V	3.0	5.0
SLO1050S470MTT	47	160	210	100KHz/1V	3.0	4.0
SLO1050S680MTT	68	240	300	100KHz/1V	3.0	4.0
SLO1050S101MTT	100	320	400	100KHz/1V	2.0	3.0
<b>SLO1335S Series</b>						
SLO1335SR22MTT	0.22	0.65	1.0	100KHz/1V	32.0	65.0
SLO1335SR33MTT	0.33	0.9	1.3	100KHz/1V	30.5	60.0
SLO1335SR39MTT	0.39	1.1	1.5	100KHz/1V	30.0	60.0
SLO1335SR47MTT	0.47	1.35	1.7	100KHz/1V	30.0	55.0
SLO1335SR56MTT	0.56	1.9	3.0	100KHz/1V	25.0	45.0
SLO1335SR68MTT	0.68	2.3	2.5	100KHz/1V	24.0	48.0
SLO1335S1R0MTT	1.0	3.3	3.5	100KHz/1V	22.0	45.0
SLO1335S1R5MTT	1.5	5.1	5.5	100KHz/1V	18.0	35.0
SLO1335S2R2MTT	2.2	7.2	8.0	100KHz/1V	16.0	29.0
SLO1335S3R3MTT	3.3	10	12	100KHz/1V	12.0	27.0
SLO1335S4R7MTT	4.7	17	26	100KHz/1V	11.0	20.0
<b>SLO1350S Series</b>						
SLO1350SR36MTT	0.36	0.72	1.7	100KHz/1V	35.0	70.0
SLO1350SR47MTT	0.47	1.6	2.5	100KHz/1V	30.0	60.0
SLO1350SR56MTT	0.56	2.3	3.5	100KHz/1V	25.0	45.0
SLO1350SR68MTT	0.68	2.5	4.0	100KHz/1V	24.0	44.0
SLO1350SR82MTT	0.82	2.7	4.5	100KHz/1V	22.0	42.0
SLO1350S1R0MTT	1.0	3.1	5.0	100KHz/1V	20.0	40.0
SLO1350S1R2MTT	1.2	3.5	6.0	100KHz/1V	20.0	40.0
SLO1350S1R5MTT	1.5	3.7	8.0	100KHz/1V	18.0	30.0
SLO1350S2R2MTT	2.2	5.2	11	100KHz/1V	15.0	25.0
SLO1350S3R3MTT	3.3	6.9	10	100KHz/1V	15.0	20.0
SLO1350S4R7MTT	4.7	10	13	100KHz/1V	12.0	18.0
SLO1350S6R8MTT	6.8	13	17	100KHz/1V	11.0	17.0
SLO1350S100MTT	10	21	28	100KHz/1V	7.0	11.0
SLO1350S150MTT	15	32	41	100KHz/1V	6.0	9.0
SLO1350S220MTT	22	51	66	100KHz/1V	4.0	6.0
SLO1350S330MTT	33	65	84	100KHz/1V	4.0	6.0
SLO1350S470MTT	47	85	110	100KHz/1V	3.0	5.0



## ◆ Specification

Part Number	INDUCTANCE Lo( $\mu$ H)	Rdc (m $\Omega$ )		Test a condition	HEAT RATING CURRENT(I <sub>dc</sub> ) DC AMPS1	SATURATION CURRENT(I <sub>sat</sub> ) DC AMPS2
		Typ.	Max			
<b>SLO1365S Series</b>						
SLO1365SR22MTT	0.22	0.39	0.9	100KHz/1V	38.0	70.0
SLO1365SR33MTT	0.33	0.71	0.9	100KHz/1V	36.0	65.0
SLO1365SR36MTT	0.36	0.75	1.0	100KHz/1V	36.0	65.0
SLO1365SR80MTT	0.80	0.86	1.2	100KHz/1V	20.0	32.0
SLO1365S2R2MTT	2.2	4.7	6.1	100KHz/1V	17.0	26.0
SLO1365S3R3MTT	3.3	5.9	7.1	100KHz/1V	15.0	27.0
SLO1365S5R6MTT	5.6	9.0	12	100KHz/1V	12.0	24.0
SLO1365S7R8MTT	7.8	13	17	100KHz/1V	10.0	17.0
SLO1365S100MTT	10	15	18	100KHz/1V	8.0	12.0
SLO1365S220MTT	22	33	36	100KHz/1V	5.0	8.0
SLO1365S330MTT	33	48	57	100KHz/1V	4.0	6.0
SLO1365S470MTT	47	57	75	100KHz/1V	5.0	7.0
SLO1365S560MTT	56	74	95	100KHz/1V	3.0	4.5
SLO1365S680MTT	68	113	148	100KHz/1V	3.0	6.0
SLO1365S101MTT	100	240	310	100KHz/1V	2.5	4.0
SLO1365S151MTT	150	231	280	100KHz/1V	2.0	3.0

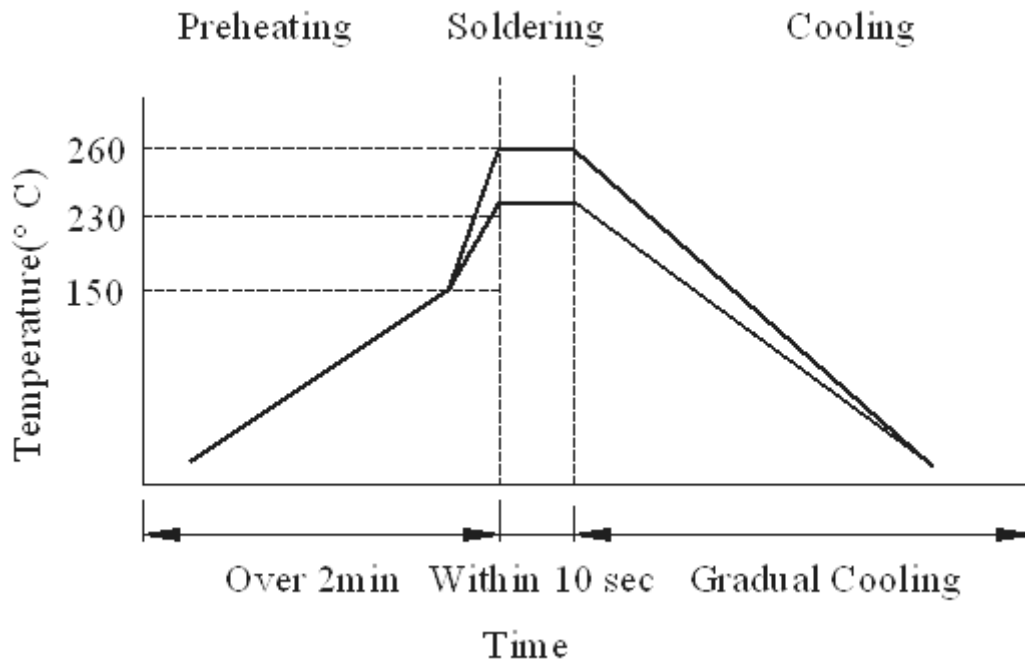
### NOTES:

1. DC current (I<sub>dc</sub>) that will cause an approximate  $\Delta T$  of 40°C
2. DC current (I<sub>sat</sub>) that will cause Lo to drop approximately 20%
3. All test data is referenced to 25°C ambient
4. Operating Temperature Range -55°C to +150°C
5. The part temperature (ambient + temp rise) should not exceed 150°C under the worst operating conditions. Circuit design, component placement, PWB trace size and thickness, airflow and other cooling provisions all affect the part temperature. Part temperature should be verified in the end application.

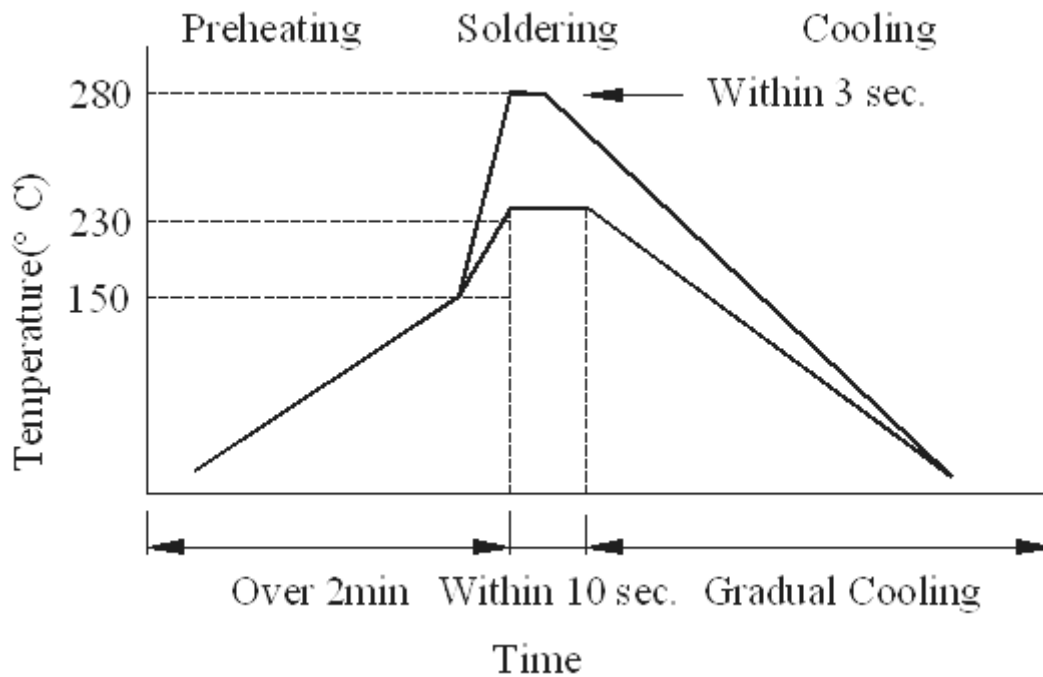
## ◆ Package

Size EIA (EIA)	SLO0312S	SLO0315S	SLO0320S	SLO0412S	SLO0415S	SLO0420S	SLO0515S
Standard Packing Quantity (pcs / reel)	1,500	1,000	1,000	1,000	3,000	3,000	3,000
	SLO0520S	SLO0530S	SLO0550S	SLO0620S	SLO0630S	SLO0640S	SLO0718S
	3,000	2,000	1,500	2,000	1,000	1,000	2,000
	SLO0720S	SLO0724S	SLO0730S	SLO0750S	SLO0850S	SLO1040S	SLO1045S
	2,000	2,000	1,000	1,000	1,000	1,000	800
	SLO1050S	SLO1335S	SLO1350S	SLO1365S			
800	800	500	500				

◆ Wave Soldering



◆ Hand soldering



## ◆ Reliability Mechanical

ITEM 項目	Requirements 要求	Test Conditions 測試條件
Operating Temp 工作溫度	-22°C~85°C	/
Storage Temp 儲存溫度	-45°C~125°C	/
Temperature & Humidity Test 溫濕度測試	1.無機械損傷。No mechanical damage. 2.阻抗變化在±30%內，電感量變化在±10%內，Q 值變化在±30%內。 Impedance change within±30%; Inductance change within±10%; Quality factor change within±30%.	測試溫度 (Test Temperature) : 85°C 測試濕度 (Test Humidity) : 85%RH 測試持續時間 (Test Duration) : 144 hours
Thermal shock 熱衝擊	1.無機械損傷。No mechanical damage. 2.阻抗變化在±30%內，電感量變化在±10%內，Q 值變化在±30%內。 Impedance change within±30%; Inductance change within±10%; Quality factor change within±30%.	步驟 1 (Step 1) : -45±3°C 30±3Min 步驟 2 (Step 2) : 125±3°C 30±3Min 循環次數 (Number of cycle) : 100cycles
Low Temperature Test 低溫測試	1.無機械損傷。No mechanical damage. 2.阻抗變化在±30%內，電感量變化在±10%內，Q 值變化在±30%內。 Impedance change within±30%; Inductance change within±10%; Quality factor change within±30%.	測試溫度 (Test Temperature) : -55±2 °C 測試持續時間 (Test Duration) : 24 hours
High Temperature Test 高溫測試	1.無機械損傷。No mechanical damage. 2.阻抗變化在±30%內，電感量變化在±10%內，Q 值變化在±30%內。 Impedance change within±30%; Inductance change within±10%; Quality factor change within±30%.	測試溫度 (Test Temperature) : 125±2 °C 測試持續時間 (Test Duration) : 24 hours
Humidity load resistance 耐潮濕	1.無機械損傷。No mechanical damage. 2.阻抗變化在±30%內，電感量變化在±10%內，Q 值變化在±30%內。 Impedance change within±30%; Inductance change within±10%; Quality factor change within±30%.	通過額定電流，40±2°C，90~95%RH 下放置 500 小時後，置於室溫下 24 小時後測量。At 40±2°C，90~95%RH,load rated current for 500H,Measured at room ambient after 24H.
Resistance to solder heat 耐焊 性	1.焊接過程中器件無破損。 No damage such as cracks should be caused in chip element. 2.至少有 75%的端電極被焊錫覆蓋。 More than 75% of the terminal electrode shall be covered with mew solder. 3.阻抗變化在±30%內，電感量變化在±10%內，Q 值變化在±30%內。 Impedance change within±30%; Inductance change within±10%; Quality factor change within±30%.	預熱溫度 (Preheat temperature) : 100~150°C 預熱時間 (Preheat time) : 60sec. 焊接溫度 (Solder temperature) : 260±10°C 浸焊時間 (Dipping time) 10±0.5sec.
Solder ability 可焊性	1.至少有 75%的端電極被焊錫覆蓋。 More than 75% of the terminal electrode shall be covered with mew solder. 2.阻抗變化在±30%內，電感量變化在±10%內，Q 值變化在±30%內。 Impedance change within±30%; Inductance change within±10%; Quality factor change within±30%.	預熱溫度 (Preheat temperature) : 100~150°C 預熱時間 (Preheat time) : 60sec. 焊接溫度 (Solder temperature) : 260±10°C 浸焊時間 (Dipping time) 10±0.5sec.
Reflow soldering 回流焊	至少有 50%的端電極被焊錫覆蓋。 More than 50% of the terminal electrode shall be covered with solder.	預熱溫度 (Preheat temperature) : 50°C 預熱時間 (Preheat time) : 60sec. 焊接溫度 (Solder temperature) : 260°C 浸焊時間 (Dipping time) 10sec.Max
Drop Test 跌落測試	2.無機械損傷。No mechanical damage. 2.阻抗變化在±30%內，電感量變化在±10%內，Q 值變化在±30%內。 Impedance change within±30%; Inductance change within±10%; Quality factor change within±30%.	跌落高度 (Drop height) : 1m 跌落面 (Drop plane) : 混凝土水平面
Vibration 抗震性	1.無機械損傷。No mechanical damage. 2.阻抗變化在±30%內，電感量變化在±10%內，Q 值變化在±30%內。 Impedance change within±30%; Inductance change within±10%; Quality factor change within±30%.	頻率 (Frequency) : 10Hz~55Hz~10Hz 振幅 (Amplitude) : 1.52mm 方向和時間: X/Y/Z 各振動 2 小時，共計 6 小時 Direction & time:2 H /axis , total 6 hours .
Mechanical shock test 機械衝擊測試	1.無機械損傷。No mechanical damage. 2.阻抗變化在±30%內，電感量變化在±10%內，Q 值變化在±30%內。 Impedance change within±30%; Inductance change within±10%; Quality factor change within±30%.	脈衝波形 (Pulse shape) : 半正弦波 Half-sine Waveform 加速度 (Acceleration) : 100 g 脈衝持續時間 (Pulse Duration) : 11 ms 衝擊方向 (Shock direction) : ± X,± Y,± Z axis 衝擊次數 (Shock times) : 3 次/方向 3times/direction.
Salt Spraying Test 鹽霧測試	1.表面無氧化: No surface oxidation. 2. 阻抗變化在±30%內，電感量變化在±10%內，Q 值變化在±30%內。 Impedance change within±30%; Inductance change within±10%; Quality factor change within±30%.	試驗介質 (Testing Medium) : 5%氯化鈉溶液。5% Sodium Chloride Solution . 試驗溫度 (Testing Temperature) : 35±2 °C 試驗持續時間 (Testing Duration) : 20 hours

## X-ON Electronics

Largest Supplier of Electrical and Electronic Components

*Click to view similar products for [Fixed Inductors](#) category:*

*Click to view products by [Sunltech](#) manufacturer:*

Other Similar products are found below :

[CR32NP-151KC](#) [CR32NP-180KC](#) [CR32NP-181KC](#) [CR32NP-1R5MC](#) [CR32NP-390KC](#) [CR32NP-3R9MC](#) [CR32NP-680KC](#) [CR32NP-820KC](#) [CR32NP-8R2MC](#) [CR43NP-390KC](#) [CR43NP-560KC](#) [CR43NP-680KC](#) [CR54NP-181KC](#) [CR54NP-470LC](#) [CR54NP-820KC](#) [CR54NP-8R5MC](#) [70F224AI](#) [MGDQ4-00004-P](#) [MHL1ECTTP18NJ](#) [MHQ1005P10NJ](#) [MHQ1005P1N0S](#) [MHQ1005P2N4S](#) [MHQ1005P3N6S](#) [MHQ1005P5N1S](#) [MHQ1005P8N2J](#) [PE-51506NL](#) [PE-53601NL](#) [PE-53602NL](#) [PE-53630NL](#) [PE-53824SNLT](#) [PE-92100NL](#) [PG0434.801NLT](#) [PG0936.113NLT](#) [9220-20](#) [9310-16](#) [PM06-2N7](#) [PM06-39NJ](#) [A01TK](#) [1206CS-471XJ](#) [HC2LP-R47-R](#) [HC2-R47-R](#) [HC3-2R2-R](#) [HCF1305-3R3-R](#) [1206CS-151XG](#) [RCH664NP-140L](#) [RCH664NP-4R7M](#) [RCH8011NP-221L](#) [RCP1317NP-332L](#) [RCP1317NP-391L](#) [RCR1010NP-470M](#)