


High Current SMD Power Inductor



◆ FEATURES

The Surface Mount Inductors are designed for the smallest possible size and high performance. They are with high energy storage and very Low resistance making them the ideal inductors for DC-DC conversion in the following applications.



◆ APPLICATIONS

VGA display card, Notebook Computers, PDAs, Step-up and step-down converters, Flash Memory programmers, etc.

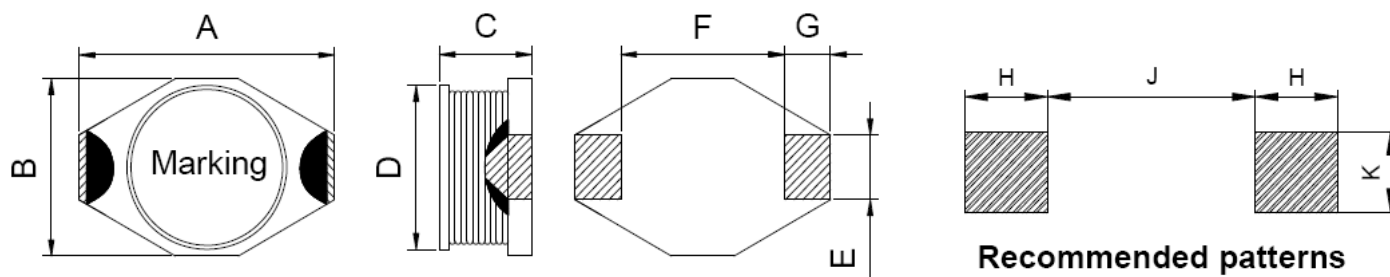
◆ Lead Free Part Numbering

SLQ 3316 F 100 M T T
 (1) (2) (3) (4) (5) (6) (7)

- (1) Series Type
- (2) Dimension
- (3) Material Code
- (4) Inductance: 2R2=2.2 μ H ;
100=10 μ H; 101=100 μ H
- (5) Inductance Tolerance: M= \pm 20%, N= \pm 30%
- (6) Company Code
- (7) Packaging : packed in embossed carrier

◆ Dimensions

Series	A (Max)	B (Max)	C (Max)	D	E	F	G	H	J	K
SLQ3316F	14.0	10.0	5.2	8.4	2.54	7.6	2.54	2.92	7.37	2.79
SLQ3340F	14.0	10.0	11.5	8.4	2.54	7.6	2.54	2.92	7.37	2.79
SLQ5022F	19.5	15.5	7.0	12.7	2.7	12.7	2.54	2.92	13.10	2.79



◆ Specification

Part Number	Inductance (μ H)	Test Frequency (Hz)	DCR (Ω) max.	IDC (A) max.
SLQ3316F Series				
SLQ3316F1R0NTT	1.0 \pm 30%	0.25V/100K	0.016	8.0
SLQ3316F2R2MTT	2.2 \pm 20%	0.25V/100K	0.022	7.0
SLQ 3316F3R3MM	3.3 \pm 20%	0.25V/100K	0.025	6.4
SLQ3316F4R7MTT	4.7 \pm 20%	0.25V/100K	0.027	4.8
SLQ3316F6R8MTT	6.8 \pm 20%	0.25V/100K	0.038	4.5
SLQ3316F100MTT	10 \pm 20%	0.25V/100K	0.05	3.8
SLQ 3316F150MTT	15 \pm 20%	0.25V/100K	0.068	3.0
SLQ3316F220MTT	22 \pm 20%	0.25V/100K	0.085	2.4
SLQ 3316F330MTT	33 \pm 20%	0.25V/100K	0.130	2.0
SLQ3316F470MTT	47 \pm 20%	0.25V/100K	0.150	1.8
SLQ3316F680MTT	68 \pm 20%	0.25V/100K	0.260	1.3
SLQ3316F101MTT	100 \pm 20%	0.25V/100K	0.350	1.2
SLQ3316F151MTT	150 \pm 20%	0.25V/100K	0.450	0.8
SLQ3316F221MTT	220 \pm 20%	0.25V/100K	0.750	0.75
SLQ3316F331MTT	330 \pm 20%	0.25V/100K	1.020	0.60
SLQ3316F471MTT	470 \pm 20%	0.25V/100K	1.270	0.50
SLQ3316F681MTT	680 \pm 20%	0.25V/100K	2.020	0.40
SLQ3316F102MTT	1000 \pm 20%	0.25V/100K	3.500	0.35

Remark:

- 1、 Inductance Tested at 100kHz,0.25Vrms (20 $^{\circ}$ C)
- 2、 IDC: DC current at which the inductance drops approximate 20% from its value without current
- 3、 Operating Temperature : -25 $^{\circ}$ C ~ +105 $^{\circ}$ C
- 4、 Measure Equipment:
 INDUCTANCE : Agilent HP-4284A , HP-4285A
 IDC : Agilent HP-4284A+HP-42841A
 DCR : CHEN HWA 502A

◆ Specification

Part Number	Inductance (μ H)	Test Frequency (Hz)	DCR (Ω) max.	IDC (A) max.
SLQ3340F Series				
SLQ3340F6R8MTT	6.8 \pm 20%	0.25V/100K	0.030	6.0
SLQ3340F100MTT	10 \pm 20%	0.25V/100K	0.038	5.5
SLQ3340F180MTT	18 \pm 20%	0.25V/100K	0.075	5.0
SLQ3340F220MTT	22 \pm 20%	0.25V/100K	0.080	4.0
SLQ3340F330MTT	33 \pm 20%	0.25V/100K	0.100	3.8
SLQ3340F470MTT	47 \pm 20%	0.25V/100K	0.120	3.5
SLQ3340F680MTT	68 \pm 20%	0.25V/100K	0.190	2.7
SLQ3340F101MTT	100 \pm 20%	0.25V/100K	0.250	2.5
SLQ3340F331MTT	330 \pm 20%	0.25V/100K	0.700	1.2
SLQ3340F471MTT	470 \pm 20%	0.25V/100K	0.950	1.0
SLQ3340F681MTT	680 \pm 20%	0.25V/100K	1.200	1.0
SLQ3340F202MTT	2000 \pm 20%	0.25V/100K	5.300	0.45
SLQ3340F222MTT	2200 \pm 20%	0.25V/100K	5.400	0.40

Remark:

- 1、Inductance Tested at 100kHz,0.25Vrms (20 $^{\circ}$ C)
- 2、IDC: DC current at which the inductance drops approximate 20% from its value without current
- 3、Operating Temperature : -25 $^{\circ}$ C ~ +105 $^{\circ}$ C
- 4、Measure Equipment:
 INDUCTANCE : Agilent HP-4284A , HP-4285A
 IDC : Agilent HP-4284A+HP-42841A
 DCR : CHEN HWA 502A

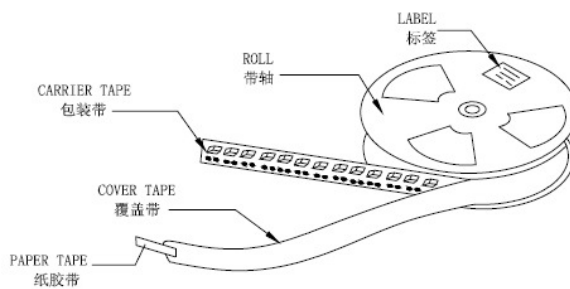
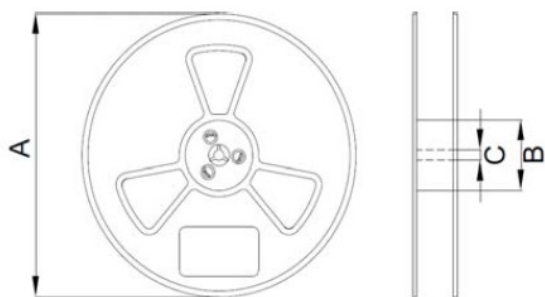
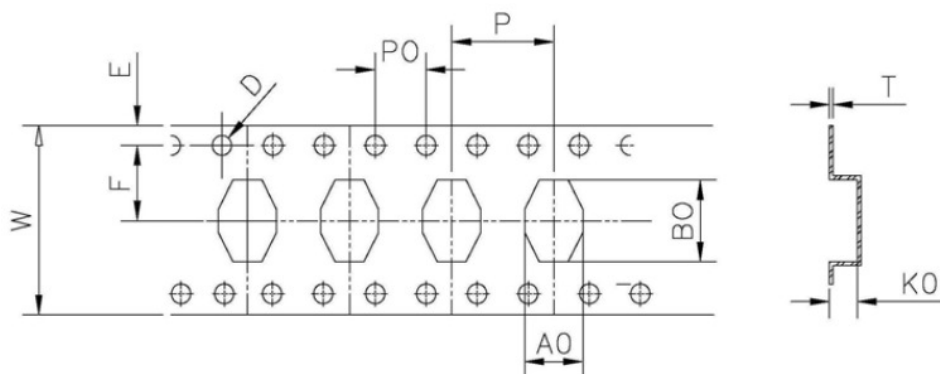
◆ Specification

Part Number	Inductance (μ H)	Test Frequency (Hz)	DCR (Ω) max.	IDC (A) max.
SLQ5022F Series				
SLQ5022F1R0NTT	1.0 \pm 30%	0.25V/100K	0.009	20.0
SLQ5022F4R7MTT	4.7 \pm 20%	0.25V/100K	0.020	10.0
SLQ5022F5R6MTT	5.6 \pm 20%	0.25V/100K	0.026	7.0
SLQ5022F100MTT	10 \pm 20%	0.25V/100K	0.030	6.0
SLQ5022F270MTT	27 \pm 20%	0.25V/100K	0.065	5.7
SLQ5022F330MTT	33 \pm 20%	0.25V/100K	0.090	5.5
SLQ5022F470MTT	47 \pm 20%	0.25V/100K	0.120	4.5
SLQ5022F680MTT	68 \pm 20%	0.25V/100K	0.170	3.5
SLQ5022F101MTT	100 \pm 20%	0.25V/100K	0.250	3.0
SLQ5022F151MTT	150 \pm 20%	0.25V/100K	0.350	2.0
SLQ5022F221MTT	220 \pm 20%	0.25V/100K	0.450	1.8
SLQ5022F331MTT	330 \pm 20%	0.25V/100K	0.700	1.0
SLQ5022F471MTT	470 \pm 20%	0.25V/100K	0.850	0.92
SLQ5022F681MTT	680 \pm 20%	0.25V/100K	1.100	0.90
SLQ5022F102MTT	1000 \pm 20%	0.25V/100K	1.800	0.80

Remark:

- 1、Inductance Tested at 100kHz,0.25Vrms (20 $^{\circ}$ C)
- 2、IDC: DC current at which the inductance drops approximate 20% from its value without current
- 3、Operating Temperature : -25 $^{\circ}$ C ~ +105 $^{\circ}$ C
- 4、Measure Equipment:
 INDUCTANCE : Agilent HP-4284A , HP-4285A
 IDC : Agilent HP-4284A+HP-42841A
 DCR : CHEN HWA 502A

◆ PACKAGING SPECIFICATION



Type	Tape Dimension						Reel Dimension			Quantity
	W	A0	B0	K0	D	P	A	B	C	(Pcs/Reel)
SLQ3316F	24.0	9.5	13.5	5.5	1.5	12.0	330	100	13	1000
SLQ3340F	24.0	9.5	13.3	11.7	1.5	12.0	330	100	13	250
SLQ5022F	32.0	15.1	19.7	6.8	1.5	20.0	330	100	13	500

X-ON Electronics

Largest Supplier of Electrical and Electronic Components

Click to view similar products for [Fixed Inductors](#) category:

Click to view products by [Sunltech](#) manufacturer:

Other Similar products are found below :

[CR32NP-100KC](#) [70F224AI](#) [MHQ1005P10NJ](#) [MHQ1005P1N0S](#) [MHQ1005P2N4S](#) [MHQ1005P3N6S](#) [MHQ1005P5N1S](#) [MHQ1005P8N2J](#)
[PE-53601NL](#) [PE-53602NL](#) [PG0936.113NLT](#) [9220-20](#) [9310-16](#) [PM06-2N7](#) [PM06-39NJ](#) [A01TK](#) [1206CS-471XJ](#) [HC2-R47-R](#) [HC8-1R2-R](#)
[HCF1305-3R3-R](#) [1206CS-151XG](#) [RCH664NP-4R7M](#) [RCP1317NP-391L](#) [DH2280-4R7M](#) [DS1608C-106](#) [B10TJ](#) [B82498B3101J000](#) [ELJ-](#)
[RE27NJF2](#) [1812CS-153XJ](#) [1812CS-183XJ](#) [1812CS-223XJ](#) [1812LS-104XJ](#) [1812LS-105XJ](#) [1812LS-124XJ](#) [1812LS-154XJ](#) [1812LS-223XJ](#)
[1812LS-224XJ](#) [1812LS-563XJ](#) [1812LS-683XJ](#) [1812LS-824XJ](#) [NIN-FB101JTR110F](#) [NIN-FB471JTR62F](#) [NIN-FC1R5JTR220F](#) [NIN-](#)
[HCR15JTRF](#) [NIN-HCR33JTRF](#) [NIN-HDR22JTRF](#) [NIN-HDR82JTRF](#) [NIN-HK2N7STRF](#) [NIN-PA150KTR370F](#) [NIN-PB100KTR550F](#)