
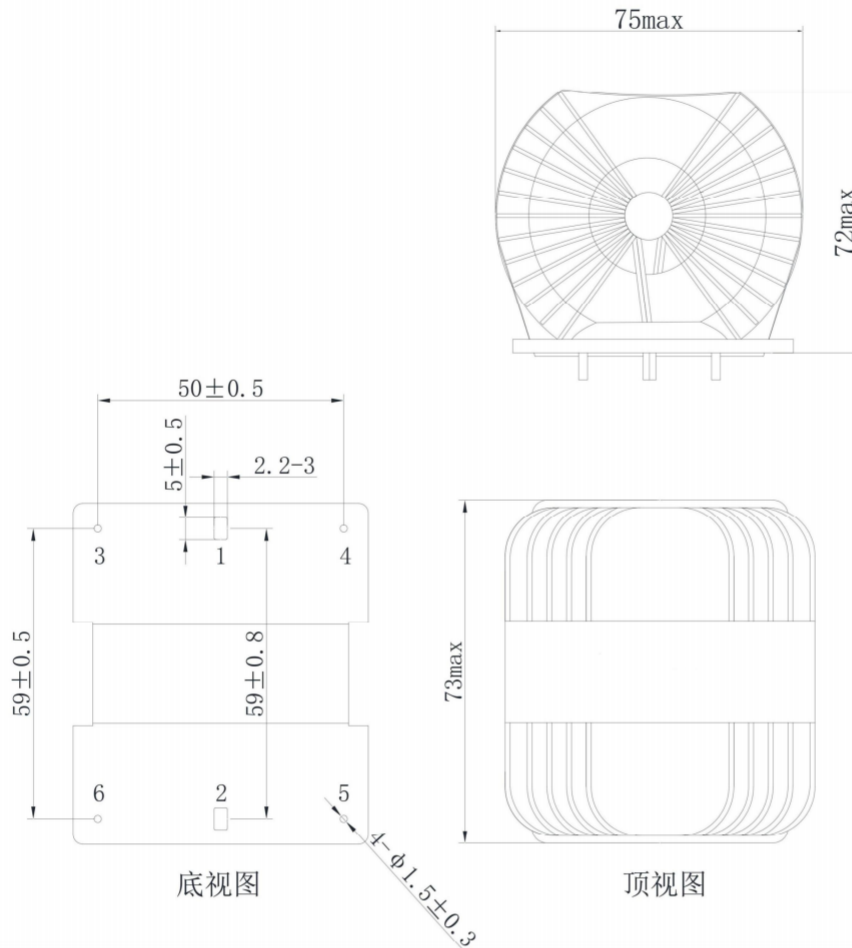


## DIP Magnetic Inductance

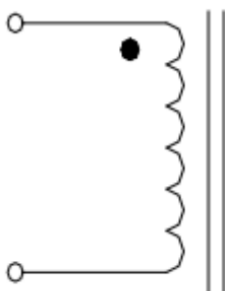
### ◆ Dimensions(Unit:mm):



注:

3、4、5、6为假脚，起固定作用，无电气连接

### ◆ Schematic:



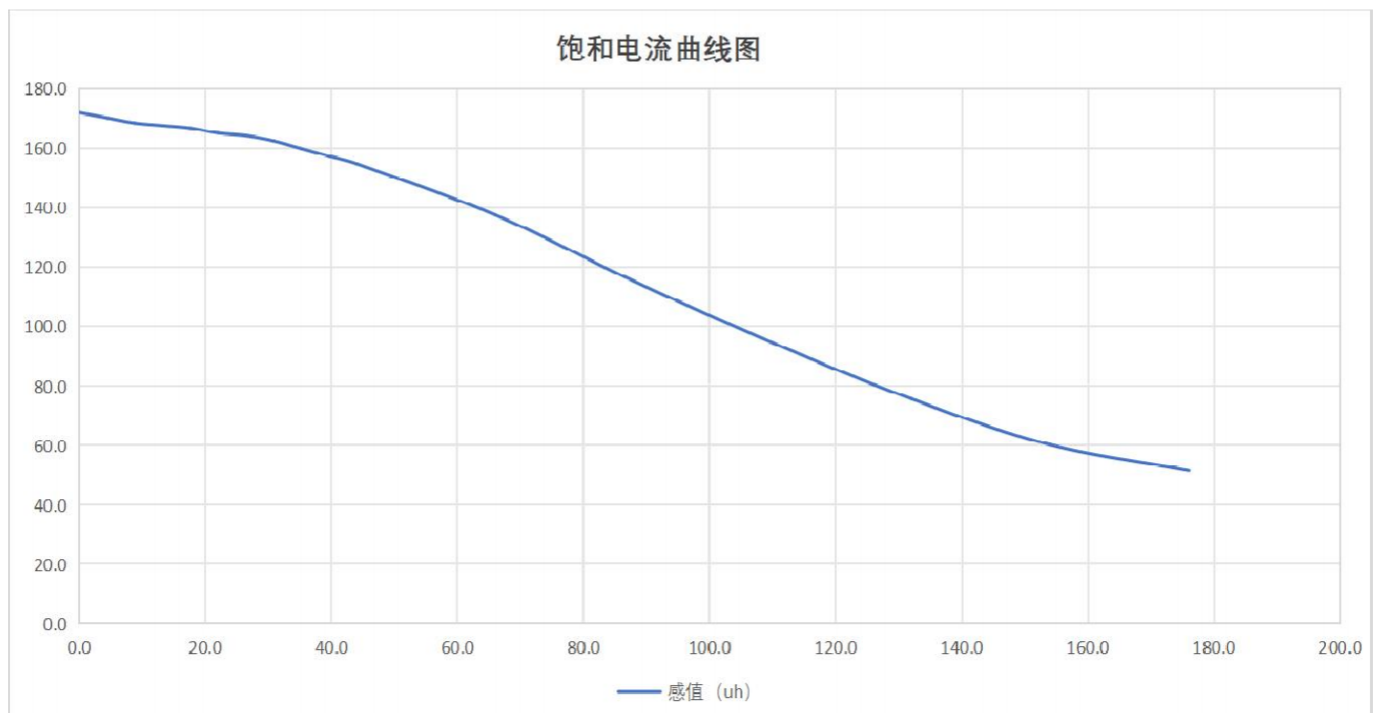
1.0\*5\*2P\*26TS Ref.

**◆ Electrical Characteristics:**

Type No	L(uH)	DCR(mΩ)	Irms(A)
	±15%	MAX	MAX
<b>SLT7573V171MBP</b>	<b>170</b>	<b>10</b>	<b>60</b>

**※**

1. Inductance is tested at 10KHZ 1V.
2. Heat rating current: The value of DC current when product temperature rise is  $\Delta T 40^{\circ}\text{C}$  ( $T_a=25^{\circ}\text{C}$ ).
3. Saturation current: The value of DC current when the inductance decreases 30% of its initial value.
4. Special remind: Circuit design, component placement, frequency, cooling system and etc. all will affect the product temperature. Please verify the actual product temperature in the final application.
5. All data is tested on  $25^{\circ}\text{C}$  ambient temperature.
6. Operating temperature range :  $-25^{\circ}\text{C} \sim +125^{\circ}\text{C}$  (Including self-temperature rise)



**Notes:**

- 1.The best assembly quality guarantee period of product : 12 months (From manufacture date),  
Storage condition : seal in packaging, temperature $\leq 40^{\circ}\text{C}$ , RH $\leq 70\%$ .
- 2.If taking out for use, the remaining products should be sealed in plastic bags and preserved  
in accordance with the above conditions, to avoid oxidation of electrodes and affect soldering status.
- 3.Do not keep products in unsuitable storage conditions,  
such as areas susceptible to high temperature, high humidity, dust or corrosion.
- 4.Always handle products with care to avoid damage.
- 5.Do not touch electrodes with bare hands directly, as oil secretions may inhibit soldering.  
Always ensure optimum conditions for soldering.
- 6.When product will be used on a similar or new project to the original one,  
sometimes it might be unable to satisfy the specification due to different condition of usage.
- 7.This product itself does not have any protective function in abnormal conditions,  
such as overload, high temperature, high voltage and etc.
- 8.Hi-Pot test with higher voltage than spec value will damage insulation material and shorten its life.
- 9.If using in potting compound, the product might be damaged, please consult with us.
- 10.Please do not clean this product. If necessary, please consult with us

## X-ON Electronics

Largest Supplier of Electrical and Electronic Components

*Click to view similar products for [Fixed Inductors](#) category:*

*Click to view products by [Sunltech](#) manufacturer:*

Other Similar products are found below :

[CR32NP-100KC](#) [70F224AI](#) [MHQ1005P10NJ](#) [MHQ1005P1N0S](#) [MHQ1005P2N4S](#) [MHQ1005P3N6S](#) [MHQ1005P5N1S](#) [MHQ1005P8N2J](#)  
[PE-53601NL](#) [PE-53602NL](#) [PG0936.113NLT](#) [9220-20](#) [9310-16](#) [PM06-2N7](#) [PM06-39NJ](#) [A01TK](#) [1206CS-471XJ](#) [HC2-R47-R](#) [HC8-1R2-R](#)  
[HCF1305-3R3-R](#) [1206CS-151XG](#) [RCH664NP-4R7M](#) [RCP1317NP-391L](#) [DH2280-4R7M](#) [DS1608C-106](#) [B10TJ](#) [B82498B3101J000](#) [ELJ-](#)  
[RE27NJF2](#) [1812CS-153XJ](#) [1812CS-183XJ](#) [1812CS-223XJ](#) [1812LS-104XJ](#) [1812LS-105XJ](#) [1812LS-124XJ](#) [1812LS-154XJ](#) [1812LS-223XJ](#)  
[1812LS-224XJ](#) [1812LS-563XJ](#) [1812LS-683XJ](#) [1812LS-824XJ](#) [NIN-FB101JTR110F](#) [NIN-FB471JTR62F](#) [NIN-FC1R5JTR220F](#) [NIN-](#)  
[HCR15JTRF](#) [NIN-HCR33JTRF](#) [NIN-HDR22JTRF](#) [NIN-HDR82JTRF](#) [NIN-HK2N7STRF](#) [NIN-PA150KTR370F](#) [NIN-PB100KTR550F](#)