

## Wire Wound SMD Power Inductor



### ◆ Features

- 1、Magnetic-resin shielded construction reduces buzz noise to ultra-low levels;
- 2、Metallization on ferrite core results in excellent shock resistance and damage-free durability;
- 3、Closed magnetic circuit design reduces leakage flux and Electro Magnetic Interference (EMI);
- 4、30% higher current rating than conventional inductors of equal size;
- 5、Take up less PCB real estate and save more power.



### ◆ Applications

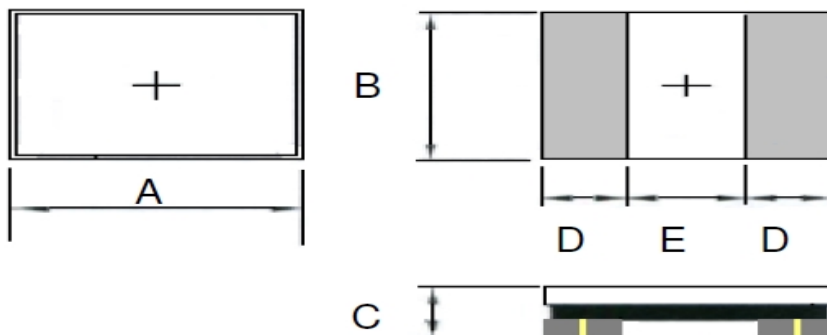
- 1、LED Lighting;
- 2、Mobile devices with multifunction such as adding color TV and camera;
- 3、Flat-screen TVs, blue-ray disc recorders, set top boxes;
- 4、Notebooks, desktop computers, servers, graphic cards;
- 5、Portable gaming devices, personal navigation systems, personal multimedia devices;
- 6、Automotive systems
- 7、Telecomm base stations

### ◆ Lead Free Part Numbering

**SLW 201610 S 2R2 M S T**  
**(1) (2) (3) (4) (5) (6) (7)**

- (1) Series Type
- (2) Dimension: L ×W× H(2.0×1.6×1.0mm)
- (3) Material Code
- (4) Inductance: 2R2=2.2μH ;  
100=10μH; 101=100μH
- (5) Inductance Tolerance: M=±20%, N=±30%
- (6) Company Code
- (7) Packaging : Tape Carrier Package

### ◆ Dimensions



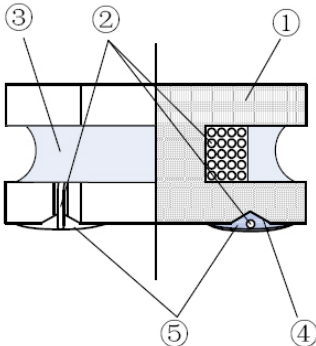
Unit:mm

Series	A	B	C	D	E
SLW201610	2.0±0.2	1.6±0.1	1.0Max.	0.60 ref	0.80 ref

## ◆ Electrical Characteristics

- 1) Operating temperature range (Including self-heating):  $-40^{\circ}\text{C} \sim +125^{\circ}\text{C}$
- 2) Storage temperature range (packaging conditions):  $-10^{\circ}\text{C} \sim +40^{\circ}\text{C}$  and RH 70% (Max.)

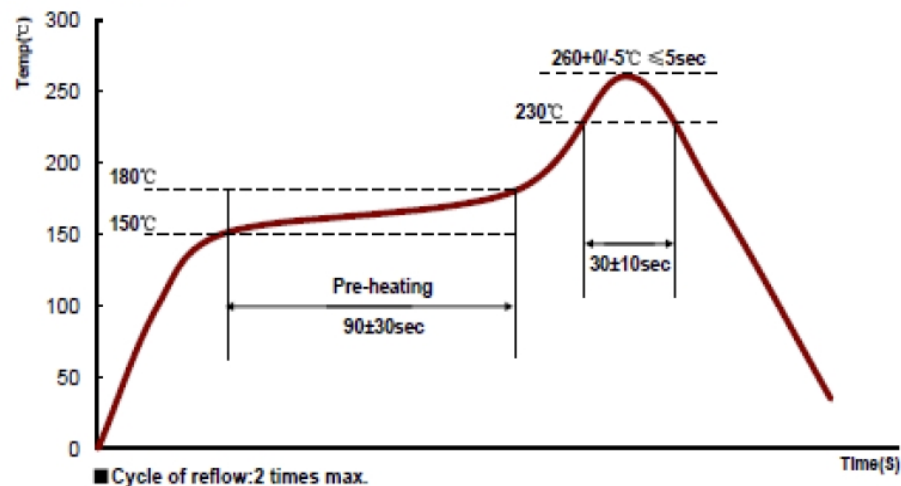
## ◆ Construction and material



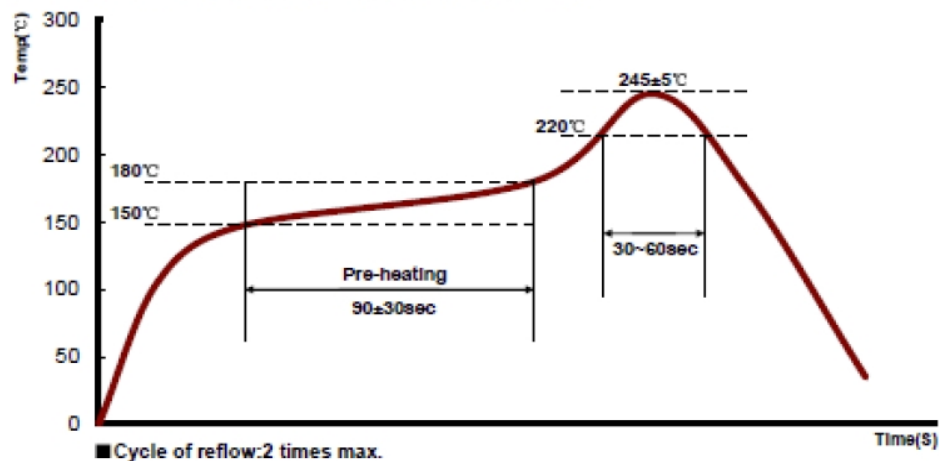
Code	Part Name	Material Name
①	Ferrite Core	Ni-Zn Ferrite
②	Wire	Polyurethane system enameled copper wire
③	Magnetic Glue	Epoxy resin and magnetic powder
④	Plating Electrodes	Ag
		Ni
		Sn
⑤	Outer Electrodes	Top surface solder coating Sn, Ag, Cu

## ◆ REFLOW-PROFILE

**Limit Profile**



**Standard Profile (for EOC Solder paste S70G-HF)**

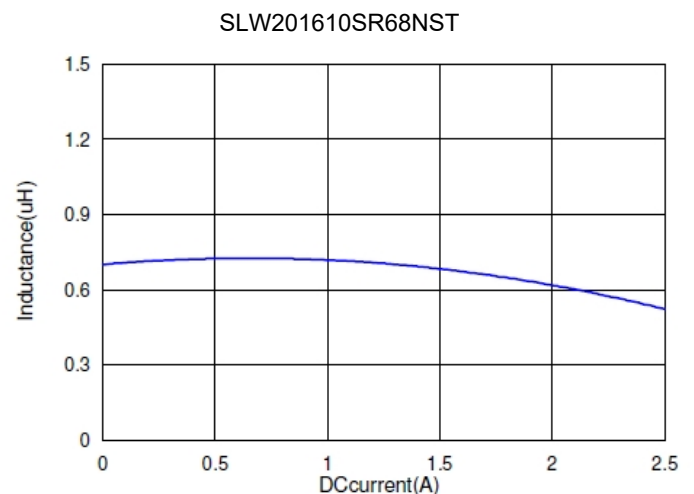
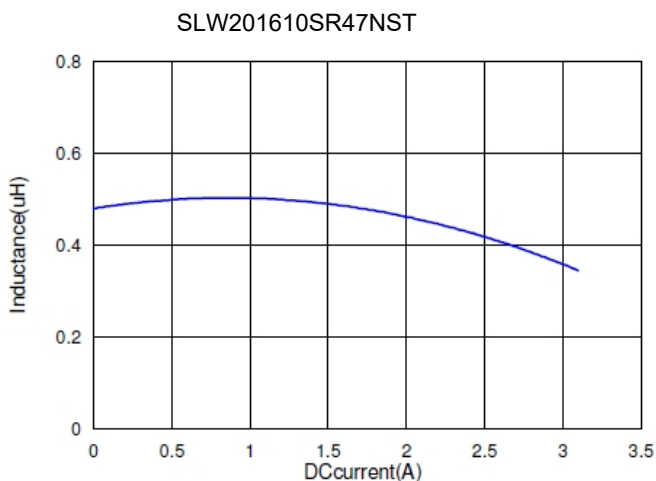


**◆ Specification**

Part Number	Inductance @100KHz, 1V ( $\mu$ H )	DC Resistance( $\Omega$ )	Saturation Current(A)		Heat Rating Current (A)	
			Min.	Typ.	Min.	Typ.
		DCR $\pm$ 20%		Isat		Irms
<b>SLW201610 Series</b>						
SLW201610SR33MST	0.33 $\pm$ 20%	0.033	3.00	3.10	2.75	2.96
SLW201610SR47MST	0.47 $\pm$ 20%	0.044	2.70	3.00	2.35	2.60
SLW201610SR68MST	0.68 $\pm$ 20%	0.062	2.00	2.45	2.05	2.25
SLW201610S1R0MST	1.0 $\pm$ 20%	0.080	1.80	1.95	1.60	1.75
SLW201610S1R5MST	1.5 $\pm$ 20%	0.130	1.46	1.65	1.26	1.40
SLW201610S2R2MST	2.2 $\pm$ 20%	0.145	1.26	1.45	1.20	1.35
SLW201610S3R3MST	3.3 $\pm$ 20%	0.245	0.90	1.05	0.95	1.05
SLW201610S4R7MST	4.7 $\pm$ 20%	0.360	0.77	0.85	0.90	1.00
SLW201610S6R8MST	6.8 $\pm$ 20%	0.500	0.72	0.80	0.55	0.70
SLW201610S100MST	10 $\pm$ 20%	0.720	0.55	0.62	0.45	0.50
SLW201610S150MST	15 $\pm$ 20%	1.400	0.45	0.50	0.36	0.40
SLW201610S180MST	18 $\pm$ 20%	1.800	0.40	0.45	0.34	0.38
SLW201610S220MST	22 $\pm$ 20%	2.000	0.38	0.43	0.27	0.30

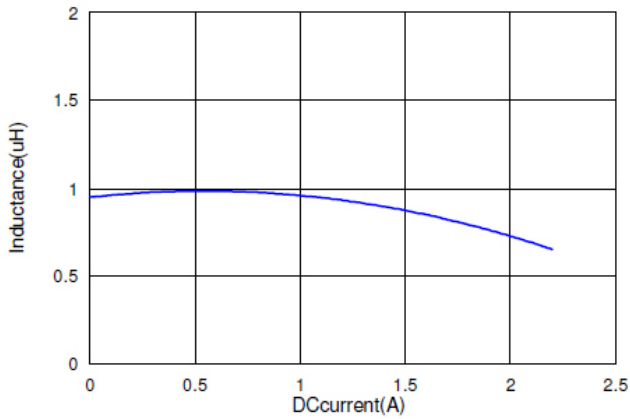
**◆ Note**

- 1: All test data is referenced to 20°C ambient;
- 2: Rated current: Isat or Irms, whichever is smaller;
- 3: Isat: DC current at which the inductance drops approximate 30% from its value without current;
- 4: Irms: DC current that causes the temperature rise ( $\Delta T = 40^\circ\text{C}$ ) from 20°C ambient.

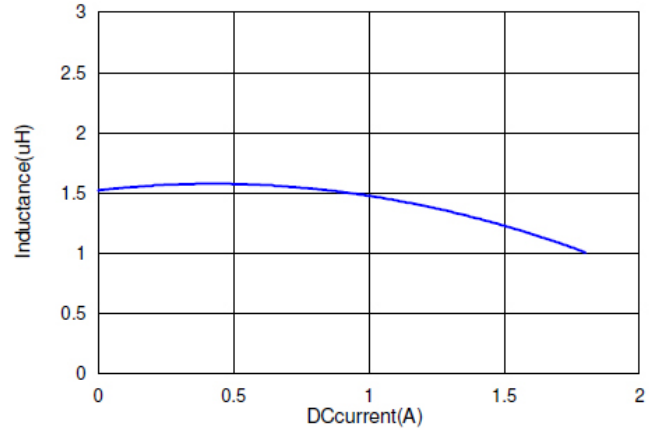
**◆ Standard Packing Quantity: 2000 pcs/reel**
**◆ TYPICAL ELECTRICAL CHARACTERISTICS**


## ◆ TYPICAL ELECTRICAL CHARACTERISTICS

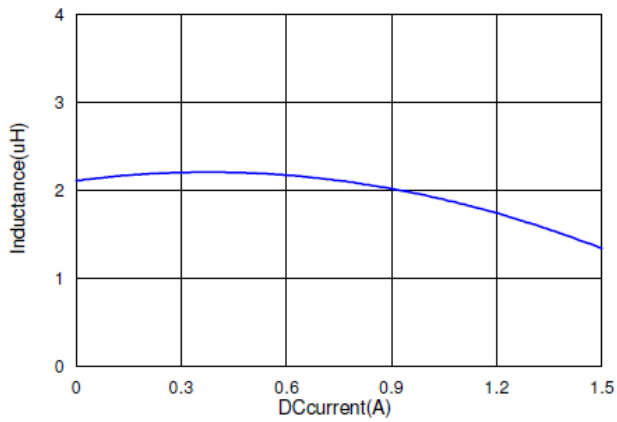
SLW201610S1R0NST



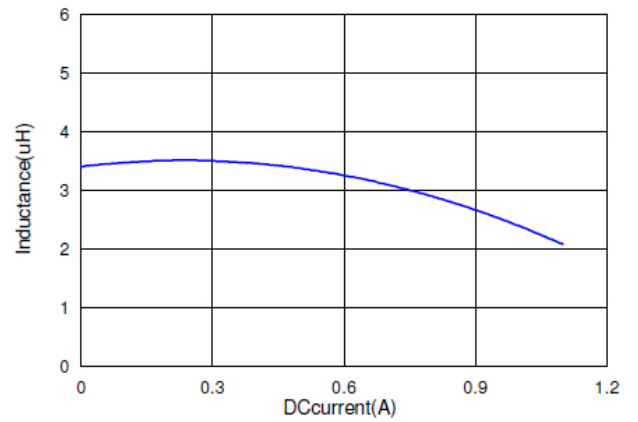
SLW201610S1R5NST



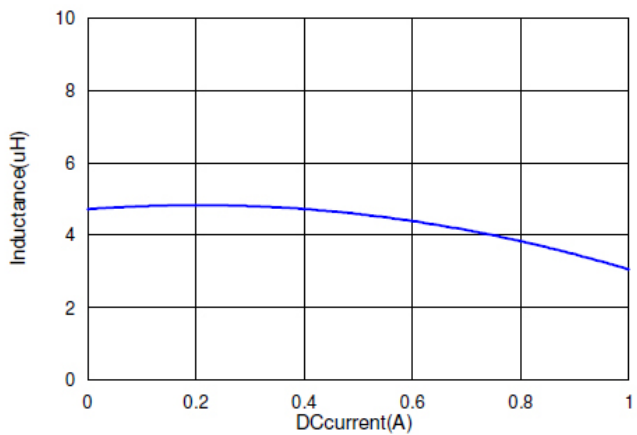
SLW201610S2R2MST



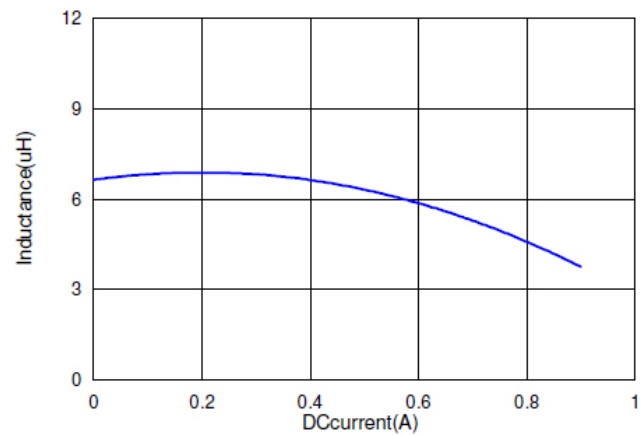
SLW201610S3R3MST



SLW201610S4R7MST

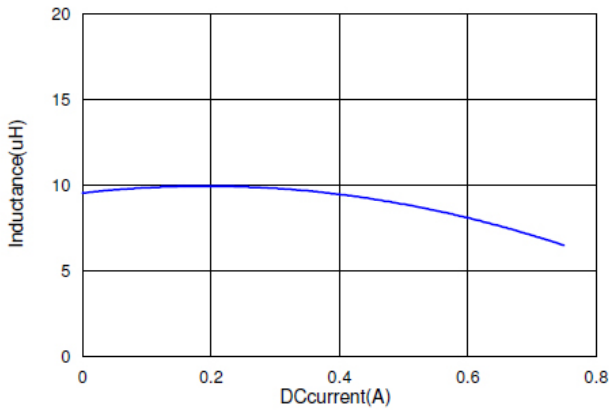


SLW201610S6R8MST

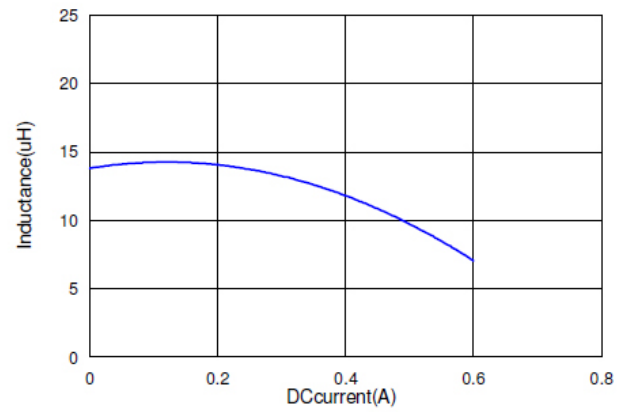


◆ **TYPICAL ELECTRICAL CHARACTERISTICS**

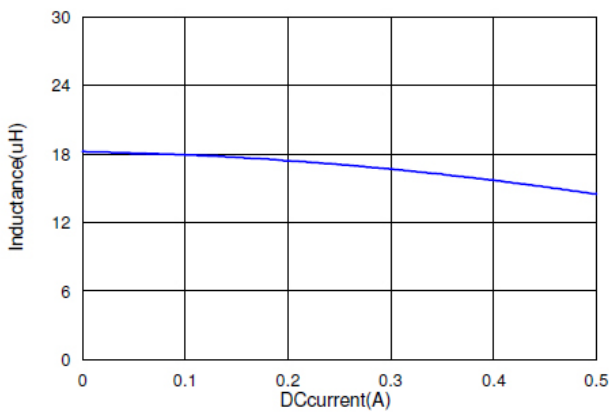
SLW201610S100MST



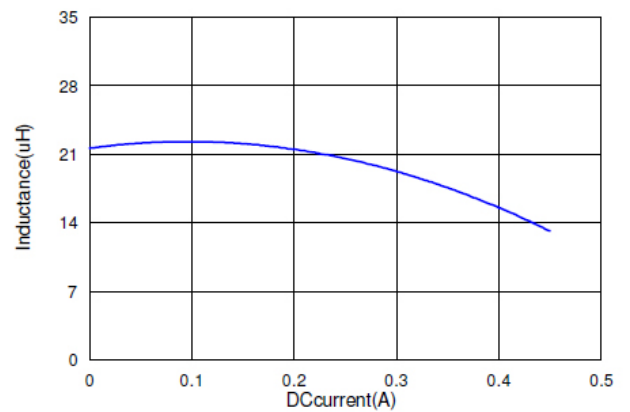
SLW201610S150MST



SLW201610S180MST



SLW201610S220MST



## X-ON Electronics

Largest Supplier of Electrical and Electronic Components

*Click to view similar products for [Fixed Inductors](#) category:*

*Click to view products by [Sunltech](#) manufacturer:*

Other Similar products are found below :

[CR32NP-100KC](#) [CR32NP-151KC](#) [CR32NP-180KC](#) [CR32NP-181KC](#) [CR32NP-1R5MC](#) [CR32NP-390KC](#) [CR32NP-3R9MC](#) [CR32NP-680KC](#) [CR32NP-820KC](#) [CR32NP-8R2MC](#) [CR43NP-390KC](#) [CR43NP-560KC](#) [CR43NP-680KC](#) [CR54NP-181KC](#) [CR54NP-470LC](#) [CR54NP-820KC](#) [CR54NP-8R5MC](#) [70F224AI](#) [MGDQ4-00004-P](#) [MHL1ECTTP18NJ](#) [MHQ1005P10NJ](#) [MHQ1005P1N0S](#) [MHQ1005P2N4S](#) [MHQ1005P3N6S](#) [MHQ1005P5N1S](#) [MHQ1005P8N2J](#) [PE-51506NL](#) [PE-53601NL](#) [PE-53602NL](#) [PE-53630NL](#) [PE-53824SNLT](#) [PE-92100NL](#) [PG0434.801NLT](#) [PG0936.113NLT](#) [9220-20](#) [9310-16](#) [PM06-2N7](#) [PM06-39NJ](#) [A01TK](#) [1206CS-471XJ](#) [HC2LP-R47-R](#) [HC2-R47-R](#) [HC3-2R2-R](#) [HCF1305-3R3-R](#) [1206CS-151XG](#) [RCH664NP-140L](#) [RCH664NP-4R7M](#) [RCH8011NP-221L](#) [RCP1317NP-332L](#) [RCP1317NP-391L](#)