


### ◆ Features

- 1、Magnetic-resin shielded construction reduces buzz noise to ultra-low levels;
- 2、Metallization on ferrite core results in excellent shock resistance and damage-free durability;
- 3、Closed magnetic circuit design reduces leakage flux and Electro Magnetic Interference (EMI);
- 4、30% higher current rating than conventional inductors of equal size;
- 5、Take up less PCB real estate and save more power.



### ◆ Applications

- 1、LED Lighting;
- 2、Mobile devices with multifunction such as adding color TV and camera;
- 3、Flat-screen TVs, blue-ray disc recorders, set top boxes;
- 4、Notebooks, desktop computers, servers, graphic cards;
- 5、Portable gaming devices, personal navigation systems, personal multimedia devices;
- 6、Automotive systems
- 7、Telecomm base stations

### ◆ Lead Free Part Numbering

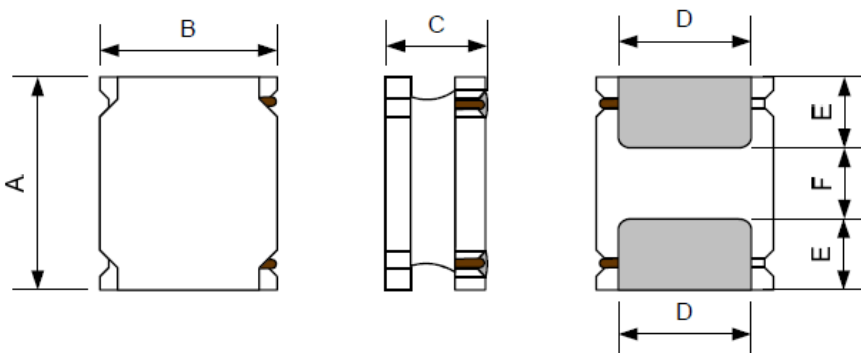
**SLW 4020 S 100 M S T**  
**(1) (2) (3) (4) (5) (6) (7)**

- (1) Series Type
- (2) Dimension: L X H
- (3) Material Code
- (4) Inductance: 2R2=2.2 $\mu$ H ;  
100=10 $\mu$ H; 101=100 $\mu$ H
- (5) Inductance Tolerance: M=±20%, N=±30%
- (6) Company Code
- (7) Packaging : Tape Carrier Package

### ◆ Dimensions

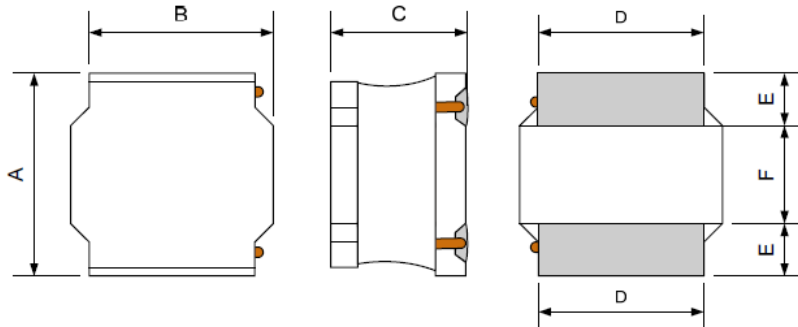
SLW 252010/252012 Series

Recommended Land Pattern



## ◆ Dimensions

SLW 30/40/50/60/80 Series



Unit:mm

| Series    | A       | B       | C       | D       | E        | F        | a Typ. | b Typ. | c Typ. |
|-----------|---------|---------|---------|---------|----------|----------|--------|--------|--------|
| SLW252010 | 2.5±0.1 | 2.0±0.1 | 1.0Max. | 1.5±0.2 | 0.80±0.2 | 0.80±0.2 | 0.8    | 0.85   | 2.0    |
| SLW252012 | 2.5±0.1 | 2.0±0.1 | 1.2Max. | 1.5±0.2 | 0.80±0.2 | 0.80±0.2 | 0.8    | 0.85   | 2.0    |
| SLW3010   | 3.0±0.2 | 3.0±0.2 | 1.0Max. | 2.5±0.2 | 0.75±0.2 | 1.50±0.2 | 1.5    | 0.8    | 2.7    |
| SLW3012   | 3.0±0.2 | 3.0±0.2 | 1.2Max. | 2.5±0.2 | 0.75±0.2 | 1.50±0.2 | 1.5    | 0.8    | 2.7    |
| SLW3015   | 3.0±0.2 | 3.0±0.2 | 1.5Max. | 2.5±0.2 | 0.75±0.2 | 1.50±0.2 | 1.5    | 0.8    | 2.7    |
| SLW4012   | 4.0±0.2 | 4.0±0.2 | 1.2Max. | 3.3±0.2 | 0.95±0.2 | 2.10±0.2 | 1.9    | 1.1    | 3.7    |
| SLW4018   | 4.0±0.2 | 4.0±0.2 | 1.8Max. | 3.3±0.2 | 0.95±0.2 | 2.10±0.2 | 1.9    | 1.1    | 3.7    |
| SLW4020   | 4.0±0.2 | 4.0±0.2 | 2.0Max. | 3.3±0.2 | 0.95±0.2 | 2.10±0.2 | 1.9    | 1.1    | 3.7    |
| SLW4030   | 4.0±0.2 | 4.0±0.2 | 3.0Max. | 3.3±0.2 | 0.95±0.2 | 2.10±0.2 | 1.9    | 1.1    | 3.7    |
| SLW5020   | 5.0±0.2 | 5.0±0.2 | 2.0Max. | 4.0±0.2 | 1.25±0.2 | 2.50±0.2 | 2.1    | 1.5    | 4.4    |
| SLW5040   | 5.0±0.2 | 5.0±0.2 | 4.0Max. | 4.0±0.2 | 1.25±0.2 | 2.50±0.2 | 2.1    | 1.5    | 4.4    |
| SLW6020   | 6.0±0.3 | 6.0±0.3 | 2.0Max. | 4.9±0.3 | 1.55±0.3 | 2.90±0.3 | 2.8    | 1.7    | 5.7    |
| SLW6028   | 6.0±0.3 | 6.0±0.3 | 2.8Max. | 4.9±0.3 | 1.55±0.3 | 2.90±0.3 | 2.8    | 1.7    | 5.7    |
| SLW6045   | 6.0±0.3 | 6.0±0.3 | 4.5Max. | 4.9±0.3 | 1.55±0.3 | 2.90±0.3 | 2.8    | 1.7    | 5.7    |
| SLW8040   | 8.0±0.3 | 8.0±0.3 | 4.2Max. | 6.3±0.3 | 2.00±0.3 | 4.00±0.3 | 3.8    | 2.2    | 7.5    |

## ◆ External Dimensions(L×W×H) [mm]

| Series    | L×W×H       | Series  | L×W×H       |
|-----------|-------------|---------|-------------|
| SLW252010 | 2.5×2.0×1.0 | SLW4030 | 4.0×4.0×3.0 |
| SLW252012 | 2.5×2.0×1.2 | SLW5020 | 5.0×5.0×2.0 |
| SLW3010   | 3.0×3.0×1.0 | SLW5040 | 5.0×5.0×4.0 |
| SLW3012   | 3.0×3.0×1.2 | SLW6020 | 6.0×6.0×2.0 |
| SLW3015   | 3.0×3.0×1.5 | SLW6028 | 6.0×6.0×2.8 |
| SLW4012   | 4.0×4.0×1.2 | SLW6045 | 6.0×6.0×4.5 |
| SLW4018   | 4.0×4.0×1.8 | SLW8040 | 8.0×8.0×4.0 |
| SLW4020   | 4.0×4.0×2.0 |         |             |

## ◆ Specification

| Part Number              | Inductance<br>@100KHz,1V<br>( $\mu$ H) | DC Resistance( $\Omega$ ) |       | Saturation Current(A) |      | Heat Rating<br>Current (A) |
|--------------------------|--|---------------------------|-------|-----------------------|------|----------------------------|
|                          |  | Max.                      | Typ.  | Min.                  | Typ. | Typ.                       |
|                          |  | DCR                       |       | Isat                  |      | Irms                       |
| <b>SLW252010S Series</b> |  |                           |       |                       |      |                            |
| SLW252010SR47NST         | 0.47±30%                               | 0.054                     | 0.047 | 2.50                  | 3.35 | 2.75                       |
| SLW252010SR68NST         | 0.68±30%                               | 0.072                     | 0.061 | 2.20                  | 2.75 | 2.20                       |
| SLW252010S1R0MST         | 1.0±20%                                | 0.110                     | 0.088 | 1.85                  | 2.2  | 1.80                       |
| SLW252010S1R5MST         | 1.5±20%                                | 0.174                     | 0.149 | 1.80                  | 2.10 | 1.45                       |
| SLW252010S2R2MST         | 2.2±20%                                | 0.199                     | 0.171 | 1.30                  | 1.65 | 1.20                       |
| SLW252010S3R3MST         | 3.3±20%                                | 0.312                     | 0.267 | 1.05                  | 1.30 | 1.00                       |
| SLW252010S4R7MST         | 4.7±20%                                | 0.536                     | 0.460 | 0.95                  | 1.15 | 0.80                       |
| SLW252010S6R8MST         | 6.8±20%                                | 0.854                     | 0.732 | 0.78                  | 0.92 | 0.72                       |
| SLW252010S100MST         | 10±20%                                 | 1.050                     | 0.891 | 0.65                  | 0.78 | 0.58                       |
| <b>SLW252012S Series</b> |  |                           |       |                       |      |                            |
| SLW252012SR47NST         | 0.47±30%                               | 0.045                     | 0.041 | 3.60                  | 4.03 | 2.27                       |
| SLW252012SR68NST         | 0.68±30%                               | 0.079                     | 0.072 | 3.06                  | 3.43 | 1.73                       |
| SLW252012S1R0MST         | 1.0 ±20%                               | 0.092                     | 0.083 | 2.68                  | 3.00 | 1.58                       |
| SLW252012S1R2MST         | 1.2±20%                                | 0.107                     | 0.097 | 2.38                  | 2.67 | 1.46                       |
| SLW252012S1R5MST         | 1.5±20%                                | 0.122                     | 0.110 | 2.24                  | 2.51 | 1.40                       |
| SLW252012S2R2MST         | 2.2±20%                                | 0.158                     | 0.130 | 1.85                  | 2.10 | 1.15                       |
| SLW252012S2R7MST         | 2.7±20%                                | 0.199                     | 0.181 | 1.71                  | 1.92 | 1.09                       |
| SLW252012S3R3MST         | 3.3±20%                                | 0.216                     | 0.196 | 1.61                  | 1.80 | 1.04                       |
| SLW252012S3R6MST         | 3.6±20%                                | 0.289                     | 0.263 | 1.48                  | 1.66 | 0.90                       |
| SLW252012S4R3MST         | 4.3±20%                                | 0.314                     | 0.284 | 1.37                  | 1.53 | 0.87                       |
| SLW252012S4R7MST         | 4.7±20%                                | 0.341                     | 0.299 | 1.18                  | 1.32 | 0.84                       |
| SLW252012S5R1MST         | 5.1±20%                                | 0.340                     | 0.309 | 1.18                  | 1.32 | 0.84                       |
| SLW252012S5R6MST         | 5.6±20%                                | 0.361                     | 0.327 | 1.13                  | 1.26 | 0.81                       |
| SLW252012S6R2MST         | 6.2±20%                                | 0.450                     | 0.409 | 1.03                  | 1.16 | 0.73                       |
| SLW252012S6R8MST         | 6.8±20%                                | 0.482                     | 0.438 | 0.98                  | 1.09 | 0.69                       |
| SLW252012S7R5MST         | 7.5±20%                                | 0.507                     | 0.460 | 0.97                  | 1.09 | 0.68                       |
| SLW252012S8R2MST         | 8.2±20%                                | 0.546                     | 0.495 | 0.98                  | 1.10 | 0.65                       |
| SLW252012S9R1MST         | 9.1±20%                                | 0.600                     | 0.540 | 0.95                  | 1.06 | 0.62                       |
| SLW252012S100MST         | 10±20%                                 | 0.621                     | 0.564 | 0.88                  | 0.97 | 0.62                       |
| SLW252012S120MST         | 12±20%                                 | 0.892                     | 0.810 | 0.78                  | 0.87 | 0.51                       |
| SLW252012S150MST         | 15±20%                                 | 1.320                     | 1.200 | 0.68                  | 0.76 | 0.42                       |
| SLW252012S220MST         | 22±20%                                 | 1.640                     | 1.480 | 0.53                  | 0.59 | 0.38                       |

## ◆ Specification

| Part Number            | Inductance<br>@100KHz,<br>1V (μH) | DC Resistance<br>±30% (Ω) | Min.Self-resonant<br>Frequency (MHz) | Saturation<br>Current(A) | Heat Rating<br>Current (A) |
|------------------------|-----------------------------------|---------------------------|--------------------------------------|--------------------------|----------------------------|
|                        |                                   | DCR                       | S.R.F                                | Isat                     | Irms                       |
| <b>SLW3010S Series</b> |                                   |                           |                                      |                          |                            |
| SLW3010S1R0NST         | 1.0±30%                           | 0.062                     | 180                                  | 1.51                     | 1.45                       |
| SLW3010S1R5MST         | 1.5±20%                           | 0.076                     | 120                                  | 1.37                     | 1.30                       |
| SLW3010S2R2MST         | 2.2±20%                           | 0.105                     | 100                                  | 1.24                     | 1.09                       |
| SLW3010S2R7MST         | 2.7±20%                           | 0.124                     | 90                                   | 1.08                     | 1.02                       |
| SLW3010S3R3MST         | 3.3±20%                           | 0.138                     | 74                                   | 1.05                     | 0.96                       |
| SLW3010S3R6MST         | 3.6±20%                           | 0.157                     | 67                                   | 1.03                     | 0.90                       |
| SLW3010S4R7MST         | 4.7±20%                           | 0.214                     | 59                                   | 0.82                     | 0.77                       |
| SLW3010S6R8MST         | 6.8±20%                           | 0.290                     | 42                                   | 0.71                     | 0.66                       |
| SLW3010S100MST         | 10±20%                            | 0.380                     | 39                                   | 0.62                     | 0.58                       |
| SLW3010S120MST         | 12±20%                            | 0.480                     | 36                                   | 0.55                     | 0.52                       |
| SLW3010S150MST         | 15±20%                            | 0.580                     | 30                                   | 0.49                     | 0.47                       |
| SLW3010S220MST         | 22±20%                            | 0.884                     | 28                                   | 0.38                     | 0.38                       |
| SLW3010S270MST         | 27±20%                            | 1.026                     | 25                                   | 0.32                     | 0.35                       |
| SLW3010S330MST         | 33±20%                            | 1.473                     | 18                                   | 0.31                     | 0.30                       |
| SLW3010S390MST         | 39±20%                            | 1.663                     | 18                                   | 0.30                     | 0.28                       |
| SLW3010S430MST         | 43±20%                            | 1.710                     | 18                                   | 0.25                     | 0.27                       |
| SLW3010S470MST         | 47±20%                            | 1.853                     | 18                                   | 0.24                     | 0.26                       |
| SLW3010S510MST         | 51±20%                            | 2.090                     | 18                                   | 0.23                     | 0.25                       |
| SLW3010S560MST         | 56±20%                            | 2.204                     | 16                                   | 0.23                     | 0.24                       |
| <b>SLW3012S Series</b> |                                   |                           |                                      |                          |                            |
| SLW3012SR82NST         | 0.82±30%                          | 0.030                     | 180                                  | 2.15                     | 2.47                       |
| SLW3012S1R0NST         | 1.0±30%                           | 0.040                     | 120                                  | 1.96                     | 2.20                       |
| SLW3012S1R2MST         | 1.2±20%                           | 0.045                     | 120                                  | 2.33                     | 2.01                       |
| SLW3012S1R5MST         | 1.5±20%                           | 0.045                     | 110                                  | 1.70                     | 2.01                       |
| SLW3012S1R8MST         | 1.8±20%                           | 0.055                     | 90                                   | 1.59                     | 1.84                       |
| SLW3012S2R2MST         | 2.2±20%                           | 0.075                     | 84                                   | 1.26                     | 1.55                       |
| SLW3012S2R4MST         | 2.4±20%                           | 0.068                     | 100                                  | 1.21                     | 1.50                       |
| SLW3012S2R7MST         | 2.7±20%                           | 0.085                     | 65                                   | 1.20                     | 1.48                       |
| SLW3012S3R3MST         | 3.3±20%                           | 0.100                     | 64                                   | 1.10                     | 1.36                       |
| SLW3012S4R7MST         | 4.7±20%                           | 0.120                     | 61                                   | 0.95                     | 1.24                       |
| SLW3012S6R8MST         | 6.8±20%                           | 0.190                     | 61                                   | 0.79                     | 0.98                       |
| SLW3012S100MST         | 10±20%                            | 0.265                     | 42                                   | 0.63                     | 0.83                       |
| SLW3012S120MST         | 12±20%                            | 0.345                     | 32                                   | 0.50                     | 0.73                       |
| SLW3012S150MST         | 15±20%                            | 0.360                     | 27                                   | 0.47                     | 0.71                       |
| SLW3012S180MST         | 18±20%                            | 0.545                     | 25                                   | 0.45                     | 0.58                       |

## ◆ Specification

| Part Number            | Inductance<br>@100KHz,1V<br>( $\mu$ H) | DC Resistance<br>$\pm 30\%$ ( $\Omega$ ) | Min.Self-resonant<br>Frequency (MHz) | Saturation<br>Current(A) | Heat Rating<br>Current (A) |
|------------------------|--|--|--------------------------------------|--------------------------|----------------------------|
|                        |  | DCR                                      | S.R.F                                | Isat                     | Irms                       |
| <b>SLW3012S Series</b> |  |  |                                      |                          |                            |
| SLW3012S220MST         | 22 $\pm$ 20%                           | 0.645                                    | 23                                   | 0.44                     | 0.53                       |
| SLW3012S270MST         | 27 $\pm$ 20%                           | 0.770                                    | 21                                   | 0.42                     | 0.49                       |
| SLW3012S330MST         | 33 $\pm$ 20%                           | 0.875                                    | 18                                   | 0.38                     | 0.46                       |
| SLW3012S360MST         | 36 $\pm$ 20%                           | 0.950                                    | 18                                   | 0.36                     | 0.44                       |
| SLW3012S390MST         | 39 $\pm$ 20%                           | 1.330                                    | 18                                   | 0.32                     | 0.37                       |
| SLW3012S470MST         | 47 $\pm$ 20%                           | 1.380                                    | 14                                   | 0.28                     | 0.36                       |
| SLW3012S560MST         | 56 $\pm$ 20%                           | 1.380                                    | 14                                   | 0.27                     | 0.36                       |
| SLW3012S620MST         | 62 $\pm$ 20%                           | 1.530                                    | 12                                   | 0.26                     | 0.35                       |
| SLW3012S680MST         | 68 $\pm$ 20%                           | 1.670                                    | 12                                   | 0.25                     | 0.33                       |
| SLW3012S820MST         | 82 $\pm$ 20%                           | 2.540                                    | 12                                   | 0.23                     | 0.27                       |
| SLW3012S101MST         | 100 $\pm$ 20%                          | 2.860                                    | 12                                   | 0.22                     | 0.25                       |
| <b>SLW3015S Series</b> |  |  |                                      |                          |                            |
| SLW3015S1R0NST         | 1.0 $\pm$ 30%                          | 0.037                                    | 150                                  | 2.44                     | 2.10                       |
| SLW3015S1R2MST         | 1.5 $\pm$ 20%                          | 0.040                                    | 110                                  | 2.34                     | 1.95                       |
| SLW3015S1R5MST         | 1.2 $\pm$ 20%                          | 0.050                                    | 100                                  | 2.44                     | 1.70                       |
| SLW3015S1R8MST         | 1.8 $\pm$ 20%                          | 0.050                                    | 92                                   | 1.86                     | 1.70                       |
| SLW3015S2R2MST         | 2.2 $\pm$ 20%                          | 0.060                                    | 86                                   | 1.70                     | 1.60                       |
| SLW3015S2R7MST         | 2.7 $\pm$ 20%                          | 0.075                                    | 64                                   | 1.61                     | 1.43                       |
| SLW3015S3R3MST         | 3.3 $\pm$ 20%                          | 0.080                                    | 68                                   | 1.45                     | 1.36                       |
| SLW3015S3R6MST         | 3.6 $\pm$ 20%                          | 0.105                                    | 59                                   | 1.36                     | 1.20                       |
| SLW3015S4R3MST         | 4.3 $\pm$ 20%                          | 0.115                                    | 53                                   | 1.27                     | 1.14                       |
| SLW3015S4R7MST         | 4.7 $\pm$ 20%                          | 0.125                                    | 46                                   | 1.17                     | 1.09                       |
| SLW3015S5R1MST         | 5.1 $\pm$ 20%                          | 0.125                                    | 49                                   | 1.14                     | 1.09                       |
| SLW3015S6R2MST         | 6.2 $\pm$ 20%                          | 0.195                                    | 46                                   | 1.06                     | 0.86                       |
| SLW3015S6R8MST         | 6.8 $\pm$ 20%                          | 0.200                                    | 39                                   | 0.92                     | 0.85                       |
| SLW3015S100MST         | 10 $\pm$ 20%                           | 0.250                                    | 41                                   | 0.87                     | 0.77                       |
| SLW3015S120MST         | 12 $\pm$ 20%                           | 0.320                                    | 32                                   | 0.74                     | 0.68                       |
| SLW3015S150MST         | 15 $\pm$ 20%                           | 0.350                                    | 30                                   | 0.70                     | 0.65                       |
| SLW3015S180MST         | 18 $\pm$ 20%                           | 0.430                                    | 23                                   | 0.59                     | 0.59                       |
| SLW3015S220MST         | 22 $\pm$ 20%                           | 0.460                                    | 23                                   | 0.55                     | 0.57                       |
| SLW3015S330MST         | 33 $\pm$ 20%                           | 0.820                                    | 20                                   | 0.47                     | 0.43                       |
| SLW3015S390MST         | 39 $\pm$ 20%                           | 0.995                                    | 14                                   | 0.43                     | 0.39                       |
| SLW3015S430MST         | 43 $\pm$ 20%                           | 1.060                                    | 16                                   | 0.39                     | 0.37                       |
| SLW3015S470MST         | 47 $\pm$ 20%                           | 1.250                                    | 14                                   | 0.37                     | 0.35                       |
| SLW3015S560MST         | 56 $\pm$ 20%                           | 1.280                                    | 13                                   | 0.35                     | 0.34                       |

## ◆ Specification

| Part Number            | Inductance<br>@100KHz,1V<br>( $\mu$ H) | DC Resistance<br>$\pm 30\%$ ( $\Omega$ ) | Min.Self-resonant<br>Frequency (MHz) | Saturation<br>Current(A) | Heat Rating<br>Current (A) |
|------------------------|--|--|--------------------------------------|--------------------------|----------------------------|
|                        |  | DCR                                      | S.R.F                                | Isat                     | Irms                       |
| <b>SLW3015S Series</b> |  |  |                                      |                          |                            |
| SLW3015S620MST         | 62 $\pm$ 20%                           | 1.430                                    | 13                                   | 0.34                     | 0.32                       |
| SLW3015S680MST         | 68 $\pm$ 20%                           | 2.700                                    | 11                                   | 0.29                     | 0.23                       |
| <b>SLW4012S Series</b> |  |  |                                      |                          |                            |
| SLW4012SR82NST         | 0.82 $\pm$ 30%                         | 0.050                                    | 150                                  | 3.53                     | 1.65                       |
| SLW4012S1R0NST         | 1.0 $\pm$ 30%                          | 0.050                                    | 120                                  | 2.61                     | 1.65                       |
| SLW4012S1R5MST         | 1.5 $\pm$ 20%                          | 0.065                                    | 90                                   | 2.10                     | 1.46                       |
| SLW4012S1R8MST         | 1.8 $\pm$ 20%                          | 0.080                                    | 88                                   | 2.47                     | 1.32                       |
| SLW4012S2R2MST         | 2.2 $\pm$ 20%                          | 0.080                                    | 74                                   | 1.76                     | 1.32                       |
| SLW4012S2R7MST         | 2.7 $\pm$ 20%                          | 0.090                                    | 71                                   | 1.90                     | 1.25                       |
| SLW4012S3R3MST         | 3.3 $\pm$ 20%                          | 0.113                                    | 60                                   | 1.25                     | 1.12                       |
| SLW4012S3R6MST         | 3.6 $\pm$ 20%                          | 0.110                                    | 57                                   | 1.20                     | 1.12                       |
| SLW4012S4R3MST         | 4.3 $\pm$ 20%                          | 0.140                                    | 54                                   | 1.75                     | 1.00                       |
| SLW4012S4R7MST         | 4.7 $\pm$ 20%                          | 0.125                                    | 50                                   | 1.15                     | 1.05                       |
| SLW4012S5R1MST         | 5.1 $\pm$ 20%                          | 0.155                                    | 50                                   | 1.21                     | 0.95                       |
| SLW4012S6R8MST         | 6.8 $\pm$ 20%                          | 0.198                                    | 40                                   | 0.95                     | 0.84                       |
| SLW4012S100MST         | 10 $\pm$ 20%                           | 0.265                                    | 33                                   | 0.80                     | 0.77                       |
| SLW4012S120MST         | 12 $\pm$ 20%                           | 0.290                                    | 32                                   | 0.66                     | 0.70                       |
| SLW4012S150MST         | 15 $\pm$ 20%                           | 0.340                                    | 25                                   | 0.56                     | 0.64                       |
| SLW4012S180MST         | 18 $\pm$ 20%                           | 0.470                                    | 23                                   | 0.55                     | 0.55                       |
| SLW4012S220MST         | 22 $\pm$ 20%                           | 0.470                                    | 20                                   | 0.54                     | 0.55                       |
| SLW4012S270MST         | 27 $\pm$ 20%                           | 0.720                                    | 18                                   | 0.50                     | 0.45                       |
| SLW4012S330MST         | 33 $\pm$ 20%                           | 0.810                                    | 17                                   | 0.42                     | 0.42                       |
| SLW4012S360MST         | 36 $\pm$ 20%                           | 0.900                                    | 14                                   | 0.40                     | 0.40                       |
| SLW4012S390MST         | 39 $\pm$ 20%                           | 1.100                                    | 16                                   | 0.55                     | 0.37                       |
| SLW4012S470MST         | 47 $\pm$ 20%                           | 1.100                                    | 12                                   | 0.35                     | 0.37                       |
| SLW4012S560MST         | 56 $\pm$ 20%                           | 1.250                                    | 11                                   | 0.33                     | 0.33                       |
| SLW4012S680MST         | 68 $\pm$ 20%                           | 1.460                                    | 11                                   | 0.30                     | 0.31                       |
| SLW4012S820MST         | 82 $\pm$ 20%                           | 2.140                                    | 11                                   | 0.28                     | 0.26                       |
| SLW4012S101MST         | 100 $\pm$ 20%                          | 2.210                                    | 9.4                                  | 0.25                     | 0.25                       |
| <b>SLW4018S Series</b> |  |  |                                      |                          |                            |
| SLW4018S1R0NST         | 1.0 $\pm$ 30%                          | 0.025                                    | 80                                   | 4.80                     | 2.00                       |
| SLW4018S2R2MST         | 2.2 $\pm$ 20%                          | 0.045                                    | 52                                   | 2.70                     | 1.65                       |
| SLW4018S3R3MST         | 3.3 $\pm$ 20%                          | 0.070                                    | 44                                   | 2.45                     | 1.23                       |
| SLW4018S4R7MST         | 4.7 $\pm$ 20%                          | 0.090                                    | 34                                   | 1.70                     | 1.20                       |
| SLW4018S6R8MST         | 6.8 $\pm$ 20%                          | 0.110                                    | 29                                   | 1.45                     | 1.06                       |

## ◆ Specification

| Part Number            | Inductance<br>@100KHz,1V<br>( $\mu$ H) | DC Resistance<br>$\pm 30\%$ ( $\Omega$ ) | Min.Self-resonant<br>Frequency (MHz) | Saturation<br>Current(A) | Heat Rating<br>Current (A) |
|------------------------|--|--|--------------------------------------|--------------------------|----------------------------|
|                        |  | DCR                                      | S.R.F                                | Isat                     | Irms                       |
| <b>SLW4018S Series</b> |  |  |                                      |                          |                            |
| SLW4018S100MST         | 10 $\pm$ 20%                           | 0.180                                    | 24                                   | 1.30                     | 0.84                       |
| SLW4018S150MST         | 15 $\pm$ 20%                           | 0.250                                    | 19                                   | 0.94                     | 0.65                       |
| SLW4018S220MST         | 22 $\pm$ 20%                           | 0.360                                    | 16                                   | 0.80                     | 0.59                       |
| SLW4018S330MST         | 33 $\pm$ 20%                           | 0.530                                    | 12                                   | 0.65                     | 0.49                       |
| SLW4018S470MST         | 47 $\pm$ 20%                           | 0.650                                    | 10                                   | 0.57                     | 0.42                       |
| SLW4018S680MST         | 68 $\pm$ 20%                           | 1.000                                    | 8.3                                  | 0.47                     | 0.32                       |
| SLW4018S101MST         | 100 $\pm$ 20%                          | 1.750                                    | 6.5                                  | 0.40                     | 0.25                       |
| SLW4018S151MST         | 150 $\pm$ 20%                          | 2.500                                    | 5.5                                  | 0.31                     | 0.22                       |
| SLW4018S221MST         | 220 $\pm$ 20%                          | 4.000                                    | 4                                    | 0.27                     | 0.17                       |
| <b>SLW4020S Series</b> |  |  |                                      |                          |                            |
| SLW4020S1R0NST         | 1.0 $\pm$ 30%                          | 0.029                                    | 75                                   | 4.85                     | 2.15                       |
| SLW4020S1R2MST         | 1.2 $\pm$ 20%                          | 0.029                                    | 72                                   | 5.10                     | 2.15                       |
| SLW4020S1R5MST         | 1.5 $\pm$ 20%                          | 0.035                                    | 71                                   | 4.45                     | 1.98                       |
| SLW4020S2R2MST         | 2.2 $\pm$ 20%                          | 0.040                                    | 49                                   | 3.40                     | 1.85                       |
| SLW4020S3R3MST         | 3.3 $\pm$ 20%                          | 0.070                                    | 44                                   | 3.20                     | 1.40                       |
| SLW4020S3R6MST         | 3.6 $\pm$ 20%                          | 0.055                                    | 49                                   | 2.80                     | 1.54                       |
| SLW4020S4R7MST         | 4.7 $\pm$ 20%                          | 0.075                                    | 42                                   | 2.35                     | 1.34                       |
| SLW4020S5R1MST         | 5.1 $\pm$ 20%                          | 0.085                                    | 42                                   | 2.30                     | 1.27                       |
| SLW4020S5R6MST         | 5.6 $\pm$ 20%                          | 0.090                                    | 30                                   | 2.20                     | 1.22                       |
| SLW4020S6R2MST         | 6.2 $\pm$ 20%                          | 0.115                                    | 36                                   | 2.15                     | 1.08                       |
| SLW4020S6R8MST         | 6.8 $\pm$ 20%                          | 0.125                                    | 33                                   | 2.20                     | 1.04                       |
| SLW4020S7R5MST         | 7.5 $\pm$ 20%                          | 0.115                                    | 30                                   | 1.85                     | 1.08                       |
| SLW4020S8R2MST         | 8.2 $\pm$ 20%                          | 0.125                                    | 27                                   | 1.75                     | 1.04                       |
| SLW4020S100MST         | 10 $\pm$ 20%                           | 0.165                                    | 26                                   | 1.60                     | 0.90                       |
| SLW4020S120MST         | 12 $\pm$ 20%                           | 0.175                                    | 26                                   | 1.50                     | 0.88                       |
| SLW4020S150MST         | 15 $\pm$ 20%                           | 0.230                                    | 24                                   | 1.35                     | 0.77                       |
| SLW4020S220MST         | 22 $\pm$ 20%                           | 0.350                                    | 15                                   | 1.05                     | 0.62                       |
| SLW4020S270MST         | 27 $\pm$ 20%                           | 0.545                                    | 14                                   | 1.02                     | 0.50                       |
| SLW4020S330MST         | 33 $\pm$ 20%                           | 0.550                                    | 11                                   | 0.85                     | 0.49                       |
| SLW4020S390MST         | 39 $\pm$ 20%                           | 0.650                                    | 11                                   | 0.82                     | 0.46                       |
| SLW4020S430MST         | 43 $\pm$ 20%                           | 0.660                                    | 10                                   | 0.77                     | 0.45                       |
| SLW4020S470MST         | 47 $\pm$ 20%                           | 0.710                                    | 10                                   | 0.74                     | 0.44                       |
| SLW4020S510MST         | 51 $\pm$ 20%                           | 0.750                                    | 10                                   | 0.70                     | 0.42                       |
| SLW4020S560MST         | 56 $\pm$ 20%                           | 0.800                                    | 10                                   | 0.66                     | 0.41                       |
| SLW4020S620MST         | 62 $\pm$ 20%                           | 0.900                                    | 9.6                                  | 0.65                     | 0.39                       |

## ◆ Specification

| Part Number            | Inductance<br>@100KHz,1V<br>( $\mu$ H) | DC Resistance<br>$\pm 30\%$ ( $\Omega$ ) | Min.Self-resonant<br>Frequency (MHz) | Saturation<br>Current(A) | Heat Rating<br>Current (A) |
|------------------------|--|--|--------------------------------------|--------------------------|----------------------------|
|                        |  | DCR                                      | S.R.F                                | Isat                     | Irms                       |
| <b>SLW4020S Series</b> |  |  |                                      |                          |                            |
| SLW4020S680MST         | 68 $\pm 20\%$                          | 1.060                                    | 7.7                                  | 0.61                     | 0.36                       |
| SLW4020S750MST         | 75 $\pm 20\%$                          | 1.120                                    | 7.7                                  | 0.60                     | 0.35                       |
| SLW4020S820MST         | 82 $\pm 20\%$                          | 1.170                                    | 7.2                                  | 0.56                     | 0.34                       |
| SLW4020S101MST         | 100 $\pm 20\%$                         | 1.350                                    | 6.3                                  | 0.52                     | 0.31                       |
| <b>SLW4030S Series</b> |  |  |                                      |                          |                            |
| SLW4030SR91NST         | 0.91 $\pm 30\%$                        | 0.022                                    | 100                                  | 6.25                     | 3.15                       |
| SLW4030S1R2MST         | 1.2 $\pm 20\%$                         | 0.025                                    | 80                                   | 5.80                     | 2.96                       |
| SLW4030S1R5MST         | 1.5 $\pm 20\%$                         | 0.030                                    | 62                                   | 4.84                     | 2.92                       |
| SLW4030S1R8MST         | 1.8 $\pm 20\%$                         | 0.030                                    | 60                                   | 5.40                     | 2.92                       |
| SLW4030S2R2MST         | 2.2 $\pm 20\%$                         | 0.035                                    | 52                                   | 4.90                     | 2.57                       |
| SLW4030S3R3MST         | 3.3 $\pm 20\%$                         | 0.040                                    | 38                                   | 3.30                     | 2.40                       |
| SLW4030S4R3MST         | 4.3 $\pm 20\%$                         | 0.055                                    | 37                                   | 2.95                     | 2.10                       |
| SLW4030S4R7MST         | 4.7 $\pm 20\%$                         | 0.060                                    | 31                                   | 2.90                     | 2.00                       |
| SLW4030S5R6MST         | 5.6 $\pm 20\%$                         | 0.065                                    | 30                                   | 2.60                     | 1.95                       |
| SLW4030S6R2MST         | 6.2 $\pm 20\%$                         | 0.070                                    | 29                                   | 2.50                     | 1.85                       |
| SLW4030S6R8MST         | 6.8 $\pm 20\%$                         | 0.090                                    | 24                                   | 2.75                     | 1.60                       |
| SLW4030S7R5MST         | 7.5 $\pm 20\%$                         | 0.085                                    | 26                                   | 2.20                     | 1.65                       |
| SLW4030S8R2MST         | 8.2 $\pm 20\%$                         | 0.090                                    | 26                                   | 2.10                     | 1.60                       |
| SLW4030S9R1MST         | 9.1 $\pm 20\%$                         | 0.095                                    | 23                                   | 2.00                     | 1.55                       |
| SLW4030S100MST         | 10 $\pm 20\%$                          | 0.100                                    | 21                                   | 1.95                     | 1.50                       |
| SLW4030S120MST         | 12 $\pm 20\%$                          | 0.135                                    | 18                                   | 1.70                     | 1.30                       |
| SLW4030S150MST         | 15 $\pm 20\%$                          | 0.190                                    | 16                                   | 1.65                     | 1.11                       |
| SLW4030S180MST         | 18 $\pm 20\%$                          | 0.200                                    | 10                                   | 1.40                     | 1.10                       |
| SLW4030S220MST         | 22 $\pm 20\%$                          | 0.225                                    | 10                                   | 1.30                     | 1.00                       |
| SLW4030S330MST         | 33 $\pm 20\%$                          | 0.330                                    | 10                                   | 1.10                     | 0.84                       |
| SLW4030S360MST         | 36 $\pm 20\%$                          | 0.335                                    | 9.8                                  | 1.05                     | 0.83                       |
| SLW4030S390MST         | 39 $\pm 20\%$                          | 0.435                                    | 10                                   | 1.03                     | 0.73                       |
| SLW4030S430MST         | 43 $\pm 20\%$                          | 0.440                                    | 9.2                                  | 1.00                     | 0.73                       |
| SLW4030S470MST         | 47 $\pm 20\%$                          | 0.445                                    | 8.4                                  | 0.95                     | 0.72                       |
| SLW4030S510MST         | 51 $\pm 20\%$                          | 0.470                                    | 8.4                                  | 0.90                     | 0.70                       |
| SLW4030S560MST         | 56 $\pm 20\%$                          | 0.555                                    | 8.4                                  | 0.85                     | 0.65                       |
| SLW4030S620MST         | 62 $\pm 20\%$                          | 0.829                                    | 7                                    | 0.80                     | 0.53                       |
| SLW4030S680MST         | 68 $\pm 20\%$                          | 0.868                                    | 7                                    | 0.75                     | 0.52                       |
| SLW4030S750MST         | 75 $\pm 20\%$                          | 1.020                                    | 6.3                                  | 0.70                     | 0.48                       |
| SLW4030S820MST         | 82 $\pm 20\%$                          | 1.060                                    | 5.6                                  | 0.66                     | 0.47                       |



## ◆ Specification

| Part Number            | Inductance<br>@100KHz,1V<br>( $\mu$ H) | DC Resistance<br>$\pm 30\%$ ( $\Omega$ ) | Min.Self-resonant<br>Frequency (MHz) | Saturation<br>Current(A) | Heat Rating<br>Current (A) |
|------------------------|--|--|--------------------------------------|--------------------------|----------------------------|
|                        |  | DCR                                      | S.R.F                                | Isat                     | Irms                       |
| <b>SLW4030S Series</b> |  |  |                                      |                          |                            |
| SLW4030S910MST         | 91 $\pm 20\%$                          | 1.100                                    | 5.6                                  | 0.65                     | 0.46                       |
| SLW4030S101MST         | 100 $\pm 20\%$                         | 1.150                                    | 5.6                                  | 0.60                     | 0.45                       |
| SLW4030S121MST         | 120 $\pm 20\%$                         | 1.350                                    | 5.4                                  | 0.55                     | 0.42                       |
| <b>SLW5020S Series</b> |  |  |                                      |                          |                            |
| SLW5020S1R0NST         | 1.0 $\pm 30\%$                         | 0.018                                    | 97                                   | 4.33                     | 3.70                       |
| SLW5020S1R5MST         | 1.5 $\pm 20\%$                         | 0.026                                    | 80                                   | 3.85                     | 3.20                       |
| SLW5020S2R2MST         | 2.2 $\pm 20\%$                         | 0.035                                    | 61                                   | 3.85                     | 2.90                       |
| SLW5020S3R3MST         | 3.3 $\pm 20\%$                         | 0.044                                    | 46                                   | 3.25                     | 2.40                       |
| SLW5020S4R7MST         | 4.7 $\pm 20\%$                         | 0.059                                    | 33                                   | 2.40                     | 2.05                       |
| SLW5020S6R8MST         | 6.8 $\pm 20\%$                         | 0.087                                    | 30                                   | 1.80                     | 1.70                       |
| SLW5020S100MST         | 10 $\pm 20\%$                          | 0.110                                    | 24                                   | 1.79                     | 1.50                       |
| SLW5020S150MST         | 15 $\pm 20\%$                          | 0.165                                    | 20                                   | 1.44                     | 1.25                       |
| SLW5020S220MST         | 22 $\pm 20\%$                          | 0.235                                    | 16                                   | 1.18                     | 1.05                       |
| SLW5020S330MST         | 33 $\pm 20\%$                          | 0.370                                    | 13                                   | 0.97                     | 0.83                       |
| SLW5020S470MST         | 47 $\pm 20\%$                          | 0.525                                    | 11                                   | 0.81                     | 0.70                       |
| SLW5020S680MST         | 68 $\pm 20\%$                          | 0.885                                    | 8.8                                  | 0.70                     | 0.53                       |
| SLW5020S101MST         | 100 $\pm 20\%$                         | 1.060                                    | 7.6                                  | 0.57                     | 0.49                       |
| <b>SLW5040S Series</b> |  |  |                                      |                          |                            |
| SLW5040S1R5MST         | 1.5 $\pm 20\%$                         | 0.013                                    | 60                                   | 7.30                     | 4.45                       |
| SLW5040S2R2MST         | 2.2 $\pm 20\%$                         | 0.017                                    | 42                                   | 6.50                     | 3.95                       |
| SLW5040S3R3MST         | 3.3 $\pm 20\%$                         | 0.025                                    | 32                                   | 5.10                     | 3.40                       |
| SLW5040S4R7MST         | 4.7 $\pm 20\%$                         | 0.029                                    | 28                                   | 4.40                     | 3.10                       |
| SLW5040S6R8MST         | 6.8 $\pm 20\%$                         | 0.043                                    | 21                                   | 3.80                     | 2.40                       |
| SLW5040S100MST         | 10 $\pm 20\%$                          | 0.055                                    | 18                                   | 2.90                     | 2.10                       |
| SLW5040S150MST         | 15 $\pm 20\%$                          | 0.089                                    | 13                                   | 2.30                     | 1.60                       |
| SLW5040S220MST         | 22 $\pm 20\%$                          | 0.126                                    | 9                                    | 1.90                     | 1.40                       |
| SLW5040S330MST         | 33 $\pm 20\%$                          | 0.192                                    | 7                                    | 1.60                     | 1.20                       |
| SLW5040S470MST         | 47 $\pm 20\%$                          | 0.283                                    | 6                                    | 1.30                     | 0.94                       |
| <b>SLW6020S Series</b> |  |  |                                      |                          |                            |
| SLW6020SR50NST         | 0.50 $\pm 30\%$                        | 0.013                                    | 130                                  | 4.90                     | 4.05                       |
| SLW6020SR68NST         | 0.68 $\pm 30\%$                        | 0.017                                    | 120                                  | 7.50                     | 3.80                       |
| SLW6020SR82NST         | 0.82 $\pm 30\%$                        | 0.017                                    | 110                                  | 6.60                     | 3.80                       |
| SLW6020S1R0NST         | 1.0 $\pm 30\%$                         | 0.020                                    | 94                                   | 4.15                     | 3.25                       |
| SLW6020S1R2MST         | 1.2 $\pm 20\%$                         | 0.022                                    | 88                                   | 5.90                     | 3.20                       |
| SLW6020S1R5MST         | 1.5 $\pm 20\%$                         | 0.022                                    | 79                                   | 4.25                     | 3.20                       |

## ◆ Specification

| Part Number            | Inductance<br>@100KHz,1V<br>( $\mu$ H) | DC Resistance<br>$\pm 30\%$ ( $\Omega$ ) | Min.Self-resonant<br>Frequency (MHz) | Saturation<br>Current(A) | Heat Rating<br>Current (A) |
|------------------------|--|--|--------------------------------------|--------------------------|----------------------------|
|                        |  | DCR                                      | S.R.F                                | Isat                     | Irms                       |
| <b>SLW6020S Series</b> |  |  |                                      |                          |                            |
| SLW6020S1R8MST         | 1.8 $\pm$ 20%                          | 0.028                                    | 68                                   | 4.85                     | 2.75                       |
| SLW6020S2R0MST         | 2.0 $\pm$ 20%                          | 0.035                                    | 64                                   | 4.30                     | 2.45                       |
| SLW6020S2R2MST         | 2.2 $\pm$ 20%                          | 0.028                                    | 61                                   | 3.75                     | 2.75                       |
| SLW6020S2R7MST         | 2.7 $\pm$ 20%                          | 0.035                                    | 56                                   | 3.90                     | 2.60                       |
| SLW6020S3R3MST         | 3.3 $\pm$ 20%                          | 0.035                                    | 51                                   | 3.15                     | 2.60                       |
| SLW6020S3R9MST         | 3.9 $\pm$ 20%                          | 0.049                                    | 46                                   | 3.25                     | 2.10                       |
| SLW6020S4R3MST         | 4.3 $\pm$ 20%                          | 0.049                                    | 44                                   | 2.70                     | 2.10                       |
| SLW6020S4R7MST         | 4.7 $\pm$ 20%                          | 0.058                                    | 41                                   | 3.00                     | 2.00                       |
| SLW6020S5R6MST         | 5.6 $\pm$ 20%                          | 0.058                                    | 36                                   | 2.40                     | 1.90                       |
| SLW6020S6R2MST         | 6.2 $\pm$ 20%                          | 0.079                                    | 35                                   | 2.30                     | 1.80                       |
| SLW6020S6R8MST         | 6.8 $\pm$ 20%                          | 0.079                                    | 31                                   | 2.20                     | 1.80                       |
| SLW6020S8R2MST         | 8.2 $\pm$ 20%                          | 0.105                                    | 28                                   | 2.10                     | 1.40                       |
| SLW6020S100MST         | 10 $\pm$ 20%                           | 0.105                                    | 27                                   | 1.75                     | 1.40                       |
| SLW6020S120MST         | 12 $\pm$ 20%                           | 0.120                                    | 23                                   | 1.70                     | 1.35                       |
| SLW6020S150MST         | 15 $\pm$ 20%                           | 0.145                                    | 21                                   | 1.50                     | 1.20                       |
| SLW6020S180MST         | 18 $\pm$ 20%                           | 0.175                                    | 19                                   | 1.23                     | 1.10                       |
| SLW6020S220MST         | 22 $\pm$ 20%                           | 0.204                                    | 16                                   | 1.25                     | 1.00                       |
| <b>SLW6028S Series</b> |  |  |                                      |                          |                            |
| SLW6028S1R5MST         | 1.5 $\pm$ 20%                          | 0.013                                    | 65                                   | 6.00                     | 4.58                       |
| SLW6028S2R2MST         | 2.2 $\pm$ 20%                          | 0.015                                    | 56                                   | 5.10                     | 4.09                       |
| SLW6028S2R7MST         | 2.7 $\pm$ 20%                          | 0.020                                    | 48                                   | 3.80                     | 3.75                       |
| SLW6028S3R3MST         | 3.3 $\pm$ 20%                          | 0.025                                    | 41                                   | 3.63                     | 3.48                       |
| SLW6028S4R7MST         | 4.7 $\pm$ 20%                          | 0.030                                    | 35                                   | 3.00                     | 3.08                       |
| SLW6028S5R1MST         | 5.1 $\pm$ 20%                          | 0.035                                    | 33                                   | 3.55                     | 2.89                       |
| SLW6028S6R2MST         | 6.2 $\pm$ 20%                          | 0.040                                    | 30                                   | 3.05                     | 2.58                       |
| SLW6028S6R8MST         | 6.8 $\pm$ 20%                          | 0.047                                    | 27                                   | 2.85                     | 2.40                       |
| SLW6028S8R2MST         | 8.2 $\pm$ 20%                          | 0.055                                    | 24                                   | 2.60                     | 2.25                       |
| SLW6028S9R1MST         | 9.1 $\pm$ 20%                          | 0.060                                    | 24                                   | 2.55                     | 2.15                       |
| SLW6028S100MST         | 10 $\pm$ 20%                           | 0.072                                    | 23                                   | 2.04                     | 1.95                       |
| SLW6028S120MST         | 12 $\pm$ 20%                           | 0.080                                    | 18                                   | 1.80                     | 1.85                       |
| SLW6028S150MST         | 15 $\pm$ 20%                           | 0.125                                    | 18                                   | 1.75                     | 1.45                       |
| SLW6028S180MST         | 18 $\pm$ 20%                           | 0.120                                    | 15                                   | 1.52                     | 1.45                       |
| SLW6028S220MST         | 22 $\pm$ 20%                           | 0.140                                    | 14                                   | 1.60                     | 1.40                       |
| SLW6028S270MST         | 27 $\pm$ 20%                           | 0.155                                    | 13                                   | 1.50                     | 1.32                       |

## ◆ Specification

| Part Number            | Inductance<br>@100KHz,1V<br>( $\mu$ H) | DC Resistance<br>$\pm 30\%$ ( $\Omega$ ) | Min.Self-resonant<br>Frequency (MHz) | Saturation<br>Current(A) | Heat Rating<br>Current (A) |
|------------------------|--|--|--------------------------------------|--------------------------|----------------------------|
|                        |  | DCR                                      | S.R.F                                | Isat                     | Irms                       |
| <b>SLW6028S Series</b> |  |  |                                      |                          |                            |
| SLW6028S330MST         | 33 $\pm 20\%$                          | 0.185                                    | 12                                   | 1.35                     | 1.22                       |
| SLW6028S360MST         | 36 $\pm 20\%$                          | 0.215                                    | 11                                   | 1.25                     | 1.13                       |
| SLW6028S390MST         | 39 $\pm 20\%$                          | 0.225                                    | 11                                   | 1.25                     | 1.10                       |
| SLW6028S430MST         | 43 $\pm 20\%$                          | 0.235                                    | 11                                   | 1.20                     | 1.07                       |
| SLW6028S470MST         | 47 $\pm 20\%$                          | 0.245                                    | 9.5                                  | 1.15                     | 1.06                       |
| SLW6028S510MST         | 51 $\pm 20\%$                          | 0.265                                    | 9.5                                  | 1.05                     | 1.01                       |
| SLW6028S620MST         | 62 $\pm 20\%$                          | 0.345                                    | 7.7                                  | 0.95                     | 0.89                       |
| SLW6028S680MST         | 68 $\pm 20\%$                          | 0.360                                    | 7.7                                  | 0.95                     | 0.86                       |
| SLW6028S750MST         | 75 $\pm 20\%$                          | 0.410                                    | 7.7                                  | 0.90                     | 0.81                       |
| SLW6028S820MST         | 82 $\pm 20\%$                          | 0.445                                    | 7.7                                  | 0.90                     | 0.78                       |
| <b>SLW6045S Series</b> |  |  |                                      |                          |                            |
| SLW6045SR82NST         | 0.82 $\pm 30\%$                        | 0.008                                    | 140                                  | 10.40                    | 5.90                       |
| SLW6045S1R0NST         | 1.0 $\pm 30\%$                         | 0.011                                    | 100                                  | 9.85                     | 5.14                       |
| SLW6045S1R2MST         | 1.2 $\pm 20\%$                         | 0.010                                    | 100                                  | 8.35                     | 5.40                       |
| SLW6045S1R5MST         | 1.5 $\pm 20\%$                         | 0.012                                    | 65                                   | 8.80                     | 4.95                       |
| SLW6045S1R8MST         | 1.8 $\pm 20\%$                         | 0.012                                    | 74                                   | 7.60                     | 4.95                       |
| SLW6045S2R2MST         | 2.2 $\pm 20\%$                         | 0.014                                    | 52                                   | 6.75                     | 4.60                       |
| SLW6045S2R3MST         | 2.3 $\pm 20\%$                         | 0.021                                    | 60                                   | 6.00                     | 3.50                       |
| SLW6045S2R7MST         | 2.7 $\pm 20\%$                         | 0.015                                    | 38                                   | 5.75                     | 4.30                       |
| SLW6045S3R0MST         | 3.0 $\pm 20\%$                         | 0.020                                    | 35                                   | 5.60                     | 3.80                       |
| SLW6045S3R3MST         | 3.3 $\pm 20\%$                         | 0.021                                    | 32                                   | 5.90                     | 3.70                       |
| SLW6045S3R6MST         | 3.6 $\pm 20\%$                         | 0.021                                    | 28                                   | 5.25                     | 3.70                       |
| SLW6045S4R3MST         | 4.3 $\pm 20\%$                         | 0.023                                    | 23                                   | 4.45                     | 3.50                       |
| SLW6045S4R7MST         | 4.7 $\pm 20\%$                         | 0.026                                    | 24                                   | 4.97                     | 3.30                       |
| SLW6045S5R1MST         | 5.1 $\pm 20\%$                         | 0.026                                    | 23                                   | 4.40                     | 3.30                       |
| SLW6045S5R6MST         | 5.6 $\pm 20\%$                         | 0.029                                    | 23                                   | 4.15                     | 3.15                       |
| SLW6045S6R2MST         | 6.2 $\pm 20\%$                         | 0.031                                    | 26                                   | 4.43                     | 3.00                       |
| SLW6045S6R8MST         | 6.8 $\pm 20\%$                         | 0.031                                    | 20                                   | 3.90                     | 3.00                       |
| SLW6045S7R5MST         | 7.5 $\pm 20\%$                         | 0.034                                    | 18                                   | 3.50                     | 2.90                       |
| SLW6045S8R2MST         | 8.2 $\pm 20\%$                         | 0.043                                    | 21                                   | 3.90                     | 2.60                       |
| SLW6045S9R1MST         | 9.1 $\pm 20\%$                         | 0.043                                    | 17                                   | 3.35                     | 2.60                       |
| SLW6045S100MST         | 10 $\pm 20\%$                          | 0.048                                    | 15                                   | 3.20                     | 2.45                       |
| SLW6045S120MST         | 12 $\pm 20\%$                          | 0.058                                    | 13                                   | 2.80                     | 2.20                       |
| SLW6045S150MST         | 15 $\pm 20\%$                          | 0.068                                    | 12                                   | 2.50                     | 2.05                       |

## ◆ Specification

| Part Number            | Inductance<br>@100KHz,1V<br>( $\mu$ H) | DC Resistance<br>$\pm$ 30% ( $\Omega$ ) | Min.Self-resonant<br>Frequency (MHz) | Saturation<br>Current(A) | Heat Rating<br>Current (A) |
|------------------------|--|---|--------------------------------------|--------------------------|----------------------------|
|                        |  | DCR                                     | S.R.F                                | Isat                     | Irms                       |
| <b>SLW6045S Series</b> |  |   |                                      |                          |                            |
| SLW6045S180MST         | 18 $\pm$ 20%                           | 0.081                                   | 10                                   | 2.20                     | 1.85                       |
| SLW6045S220MST         | 22 $\pm$ 20%                           | 0.089                                   | 10                                   | 2.05                     | 1.80                       |
| SLW6045S270MST         | 27 $\pm$ 20%                           | 0.102                                   | 9.2                                  | 1.90                     | 1.65                       |
| SLW6045S300MST         | 30 $\pm$ 20%                           | 0.132                                   | 7.8                                  | 1.70                     | 1.50                       |
| SLW6045S330MST         | 33 $\pm$ 20%                           | 0.137                                   | 7.8                                  | 1.65                     | 1.45                       |
| SLW6045S360MST         | 36 $\pm$ 20%                           | 0.173                                   | 7.8                                  | 1.62                     | 1.40                       |
| SLW6045S390MST         | 39 $\pm$ 20%                           | 0.180                                   | 7.8                                  | 1.50                     | 1.25                       |
| SLW6045S430MST         | 43 $\pm$ 20%                           | 0.200                                   | 7.7                                  | 1.63                     | 1.20                       |
| SLW6045S470MST         | 47 $\pm$ 20%                           | 0.200                                   | 6.4                                  | 1.40                     | 1.20                       |
| SLW6045S510MST         | 51 $\pm$ 20%                           | 0.207                                   | 6.4                                  | 1.35                     | 1.15                       |
| SLW6045S560MST         | 56 $\pm$ 20%                           | 0.221                                   | 6.4                                  | 1.30                     | 1.10                       |
| SLW6045S620MST         | 62 $\pm$ 20%                           | 0.235                                   | 6.4                                  | 1.25                     | 1.10                       |
| SLW6045S680MST         | 68 $\pm$ 20%                           | 0.289                                   | 6.4                                  | 1.20                     | 1.00                       |
| SLW6045S750MST         | 75 $\pm$ 20%                           | 0.305                                   | 5                                    | 1.15                     | 0.95                       |
| SLW6045S820MST         | 82 $\pm$ 20%                           | 0.341                                   | 4.9                                  | 1.05                     | 0.90                       |
| SLW6045S910MST         | 91 $\pm$ 20%                           | 0.359                                   | 4.9                                  | 1.00                     | 0.85                       |
| SLW6045S101MST         | 100 $\pm$ 20%                          | 0.433                                   | 4.2                                  | 0.95                     | 0.80                       |
| SLW6045S121MST         | 120 $\pm$ 20%                          | 0.484                                   | 4.2                                  | 0.85                     | 0.77                       |
| SLW6045S151MST         | 150 $\pm$ 20%                          | 0.580                                   | 4.2                                  | 0.80                     | 0.70                       |
| SLW6045S221MST         | 220 $\pm$ 20%                          | 0.834                                   | 3.5                                  | 0.70                     | 0.59                       |
| SLW6045S331MST         | 330 $\pm$ 20%                          | 1.270                                   | 2.8                                  | 0.57                     | 0.57                       |
| <b>SLW8040S Series</b> |  |   |                                      |                          |                            |
| SLW8040SR82NST         | 0.82 $\pm$ 30%                         | 0.008                                   | 94                                   | 13.80                    | 6.30                       |
| SLW8040S1R0NST         | 1.0 $\pm$ 30%                          | 0.008                                   | 89                                   | 9.85                     | 6.30                       |
| SLW8040S1R5MST         | 1.5 $\pm$ 20%                          | 0.010                                   | 67                                   | 8.15                     | 5.65                       |
| SLW8040S2R0MST         | 2.0 $\pm$ 20%                          | 0.012                                   | 43                                   | 9.25                     | 5.15                       |
| SLW8040S2R2MST         | 2.2 $\pm$ 20%                          | 0.012                                   | 41                                   | 7.10                     | 5.15                       |
| SLW8040S3R0MST         | 3.0 $\pm$ 20%                          | 0.014                                   | 32                                   | 6.10                     | 4.70                       |
| SLW8040S3R3MST         | 3.3 $\pm$ 20%                          | 0.017                                   | 27                                   | 6.50                     | 4.40                       |
| SLW8040S3R6MST         | 3.6 $\pm$ 20%                          | 0.017                                   | 30                                   | 7.52                     | 4.35                       |
| SLW8040S3R9MST         | 3.9 $\pm$ 20%                          | 0.017                                   | 26                                   | 5.75                     | 4.35                       |
| SLW8040S4R7MST         | 4.7 $\pm$ 20%                          | 0.019                                   | 24                                   | 5.90                     | 4.10                       |
| SLW8040S5R1MST         | 5.1 $\pm$ 20%                          | 0.019                                   | 22                                   | 4.70                     | 4.05                       |

## ◆ Specification

| Part Number            | Inductance<br>@100KHz,1V<br>( $\mu$ H) | DC Resistance<br>$\pm 30\%$ ( $\Omega$ ) | Min.Self-resonant<br>Frequency (MHz) | Saturation<br>Current(A) | Heat Rating<br>Current (A) |
|------------------------|--|--|--------------------------------------|--------------------------|----------------------------|
|                        |  | DCR                                      | S.R.F                                | Isat                     | Irms                       |
| <b>SLW8040S Series</b> |  |  |                                      |                          |                            |
| SLW8040S5R6MST         | 5.6 $\pm$ 20%                          | 0.021                                    | 24                                   | 6.00                     | 3.85                       |
| SLW8040S6R2MST         | 6.2 $\pm$ 20%                          | 0.021                                    | 20                                   | 4.45                     | 3.85                       |
| SLW8040S6R8MST         | 6.8 $\pm$ 20%                          | 0.024                                    | 20                                   | 4.55                     | 3.60                       |
| SLW8040S8R2MST         | 8.2 $\pm$ 20%                          | 0.026                                    | 17                                   | 4.20                     | 3.45                       |
| SLW8040S100MST         | 10 $\pm$ 20%                           | 0.029                                    | 15                                   | 3.60                     | 3.30                       |
| SLW8040S150MST         | 15 $\pm$ 20%                           | 0.047                                    | 12                                   | 2.95                     | 2.60                       |
| SLW8040S180MST         | 18 $\pm$ 20%                           | 0.053                                    | 11                                   | 2.70                     | 2.40                       |
| SLW8040S220MST         | 22 $\pm$ 20%                           | 0.069                                    | 9.5                                  | 2.40                     | 2.10                       |
| SLW8040S270MST         | 27 $\pm$ 20%                           | 0.078                                    | 9.2                                  | 2.15                     | 2.00                       |
| SLW8040S330MST         | 33 $\pm$ 20%                           | 0.097                                    | 7.8                                  | 2.05                     | 1.80                       |
| SLW8040S360MST         | 36 $\pm$ 20%                           | 0.102                                    | 7.8                                  | 2.00                     | 1.75                       |
| SLW8040S390MST         | 39 $\pm$ 20%                           | 0.107                                    | 7.8                                  | 1.95                     | 1.70                       |
| SLW8040S430MST         | 43 $\pm$ 20%                           | 0.113                                    | 7.8                                  | 1.90                     | 1.65                       |
| SLW8040S470MST         | 47 $\pm$ 20%                           | 0.136                                    | 6.4                                  | 1.75                     | 1.55                       |
| SLW8040S510MST         | 51 $\pm$ 20%                           | 0.142                                    | 6.4                                  | 1.70                     | 1.50                       |
| SLW8040S560MST         | 56 $\pm$ 20%                           | 0.148                                    | 6.4                                  | 1.55                     | 1.45                       |
| SLW8040S620MST         | 62 $\pm$ 20%                           | 0.182                                    | 6.4                                  | 1.50                     | 1.30                       |
| SLW8040S680MST         | 68 $\pm$ 20%                           | 0.196                                    | 4.9                                  | 1.45                     | 1.25                       |
| SLW8040S750MST         | 75 $\pm$ 20%                           | 0.211                                    | 4.9                                  | 1.35                     | 1.20                       |
| SLW8040S820MST         | 82 $\pm$ 20%                           | 0.225                                    | 5.9                                  | 1.30                     | 1.15                       |
| SLW8040S910MST         | 91 $\pm$ 20%                           | 0.272                                    | 4.9                                  | 1.20                     | 1.05                       |
| SLW8040S101MST         | 100 $\pm$ 20%                          | 0.290                                    | 4.2                                  | 1.15                     | 1.00                       |
| SLW8040S121MST         | 120 $\pm$ 20%                          | 0.334                                    | 3.5                                  | 1.05                     | 0.95                       |
| SLW8040S151MST         | 150 $\pm$ 20%                          | 0.410                                    | 3.5                                  | 1.10                     | 0.85                       |
| SLW8040S221MST         | 220 $\pm$ 20%                          | 0.599                                    | 3.5                                  | 0.85                     | 0.80                       |
| SLW8040S331MST         | 330 $\pm$ 20%                          | 0.889                                    | 2.8                                  | 0.68                     | 0.64                       |

## ◆ Note

- 1: All test data is referenced to 20°C ambient;
- 2: Rated current: Isat or Irms, whichever is smaller;
- 3: Isat: DC current at which the inductance drops approximate 30% from its value without current;
- 4: Irms: DC current that causes the temperature rise ( $\Delta T = 40^\circ\text{C}$ ) from 20°C ambient.

◆ **TYPICAL ELECTRICAL CHARACTERISTICS**

**SLW252010S Series**

Temperature vs. DC Current Characteristics



Inductance vs. DC Current Characteristics



**SLW252012S Series**

Temperature vs. DC Current Characteristics



Inductance vs. DC Current Characteristics



**SLW3010S Series**

Temperature vs. DC Current Characteristics



Inductance vs. DC Current Characteristics



## ◆ TYPICAL ELECTRICAL CHARACTERISTICS

### SLW3012S Series

Temperature vs. DC Current Characteristics



Inductance vs. DC Current Characteristics

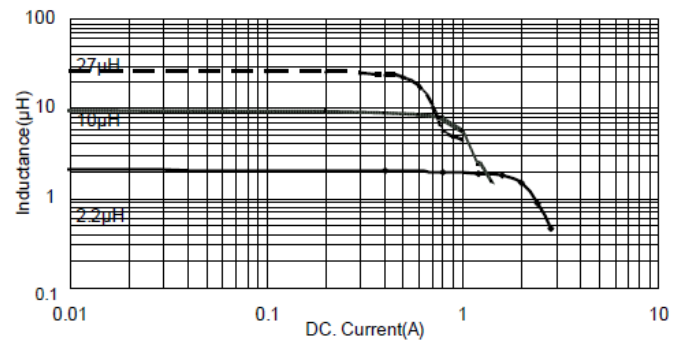


### SLW3015S Series

Temperature vs. DC Current Characteristics



Inductance vs. DC Current Characteristics



### SLW4012S Series

Temperature vs. DC Current Characteristics



Inductance vs. DC Current Characteristic



## ◆ TYPICAL ELECTRICAL CHARACTERISTICS

### SLW4018S Series

Temperature vs. DC Current Characteristics

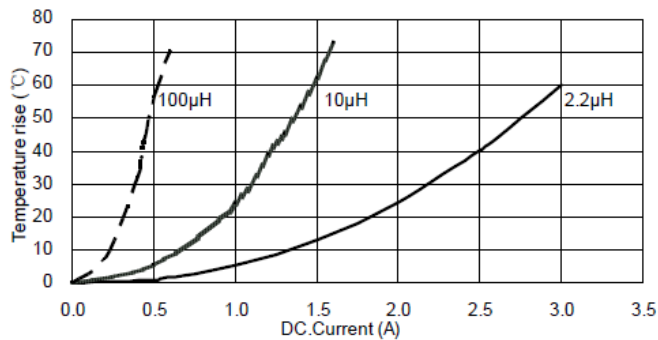


Inductance vs. DC Current Characteristics

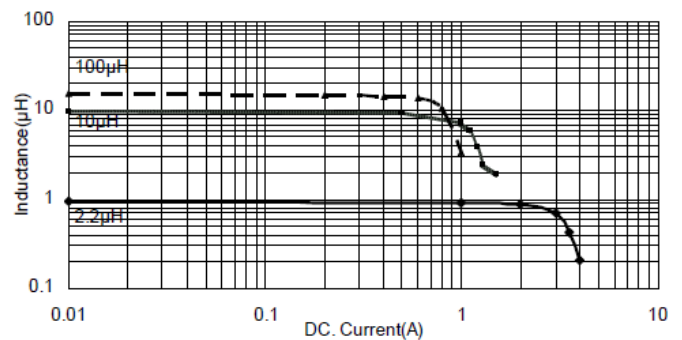


### SLW4020S Series

Temperature vs. DC Current Characteristics

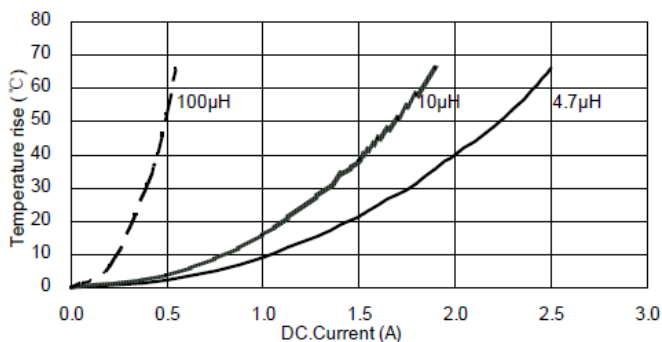


Inductance vs. DC Current Characteristics

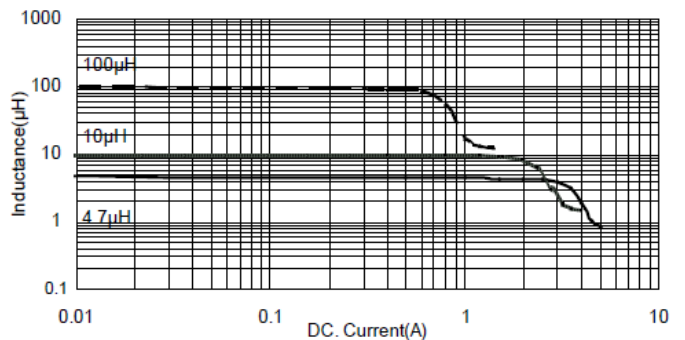


### SLW4030S Series

Temperature vs. DC Current Characteristics



Inductance vs. DC Current Characteristics





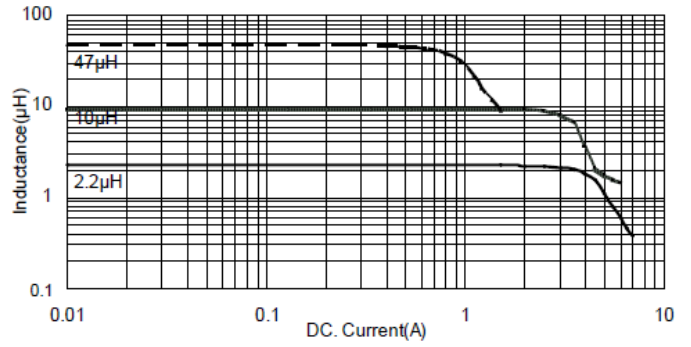
◆ **TYPICAL ELECTRICAL CHARACTERISTICS**

### SLW5020S Series

Temperature vs. DC Current Characteristics



Inductance vs. DC Current Characteristics

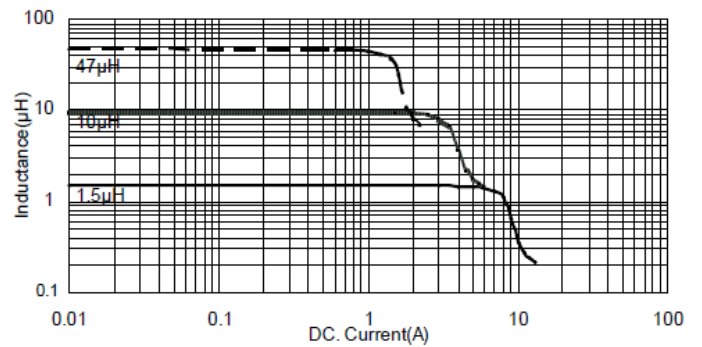


### SLW5040S Series

Temperature vs. DC Current Characteristics

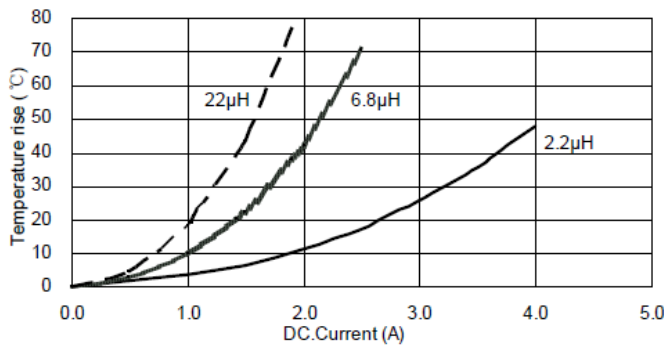


Inductance vs. DC Current Characteristics

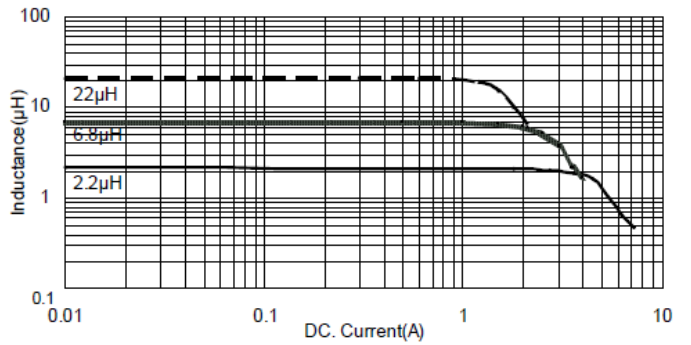


### SLW6020S Series

Temperature vs. DC Current Characteristics



Inductance vs. DC Current Characteristics



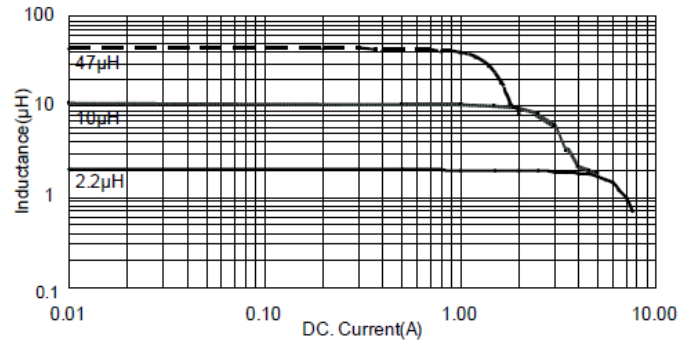
## ◆ TYPICAL ELECTRICAL CHARACTERISTICS

### SLW6028S Series

Temperature vs. DC Current Characteristics



Inductance vs. DC Current Characteristics




### SLW6045S Series

Temperature vs. DC Current Characteristics



Inductance vs. DC Current Characteristics

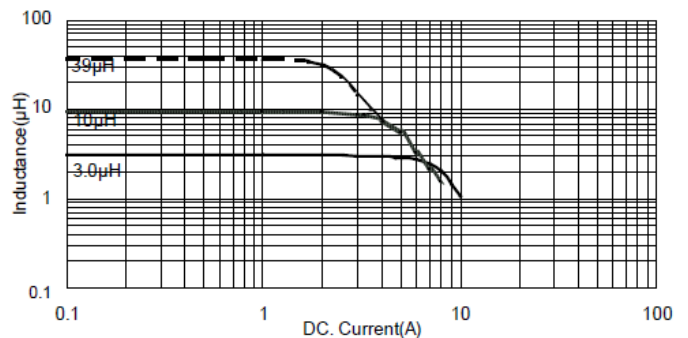


### SLW8040S Series

Temperature vs. DC Current Characteristics



Inductance vs. DC Current Characteristics



◆ **Package**

| Size EIA (EIA)                            | SLW2520S | SLW3010S | SLW3012S | SLW3015S | SLW4012S | SLW4018S | SLW4020S |
|---|----------|----------|----------|----------|----------|----------|----------|
| Standard Packing Quantity<br>(pcs / reel) | 2,000    | 2,000    | 2,000    | 2,000    | 4,500    | 3,000    | 3,000    |
|   | SLW4030S | SLW5020S | SLW5040S | SLW6020S | SLW6028S | SLW6045S | SLW8040S |
|   | 2,000    | 2,500    | 1,500    | 2,500    | 2,000    | 1,500    | 1,000    |

## X-ON Electronics

Largest Supplier of Electrical and Electronic Components

*Click to view similar products for [Fixed Inductors](#) category:*

*Click to view products by [Sunltech](#) manufacturer:*

Other Similar products are found below :

[CR32NP-100KC](#) [CR32NP-151KC](#) [CR32NP-180KC](#) [CR32NP-181KC](#) [CR32NP-1R5MC](#) [CR32NP-390KC](#) [CR32NP-3R9MC](#) [CR32NP-680KC](#) [CR32NP-820KC](#) [CR32NP-8R2MC](#) [CR43NP-390KC](#) [CR43NP-560KC](#) [CR43NP-680KC](#) [CR54NP-181KC](#) [CR54NP-470LC](#) [CR54NP-820KC](#) [CR54NP-8R5MC](#) [70F224AI](#) [MGDQ4-00004-P](#) [MHL1ECTTP18NJ](#) [MHQ1005P10NJ](#) [MHQ1005P1N0S](#) [MHQ1005P2N4S](#) [MHQ1005P3N6S](#) [MHQ1005P5N1S](#) [MHQ1005P8N2J](#) [PE-51506NL](#) [PE-53601NL](#) [PE-53602NL](#) [PE-53630NL](#) [PE-53824SNLT](#) [PE-92100NL](#) [PG0434.801NLT](#) [PG0936.113NLT](#) [9220-20](#) [9310-16](#) [PM06-2N7](#) [PM06-39NJ](#) [A01TK](#) [1206CS-471XJ](#) [HC2LP-R47-R](#) [HC2-R47-R](#) [HC3-2R2-R](#) [HCF1305-3R3-R](#) [1206CS-151XG](#) [RCH664NP-140L](#) [RCH664NP-4R7M](#) [RCH8011NP-221L](#) [RCP1317NP-332L](#) [RCP1317NP-391L](#)