

Wire Wound SMD Power Inductor



◆ Features

- 1、Magnetic-resin shielded construction reduces buzz noise to ultra-low levels;
- 2、Metallization on ferrite core results in excellent shock resistance and damage-free durability;
- 3、Closed magnetic circuit design reduces leakage
- 4、Small and low profile inductor;
- 5、Take up less PCB real estate and save more power。



◆ Applications

- 1、Smart phone;
- 2、Mobile devices with multifunction such as adding color TV and camera;
- 3、Flat-screen TVs, blue-ray disc recorders, set top boxes;
- 4、Notebooks, desktop computers, servers, graphic cards;
- 5、Portable gaming devices, personal navigation systems, personal multimedia devices;
- 6、Automotive systems;
- 7、Telecomm base stations.

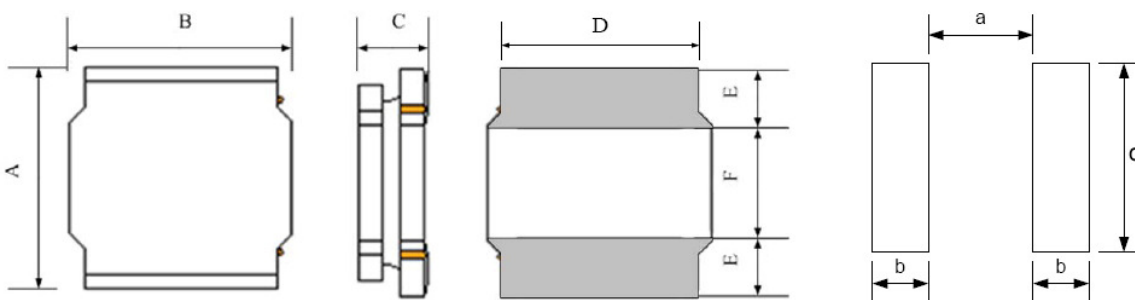
◆ Lead Free Part Numbering

SLW 3012 P 2R2 M S T
(1) (2) (3) (4) (5) (6) (7)

- (1) Series Type
- (2) Dimension : L×W×H(3.0×3.0×1.2mm)
- (3) Material Code
- (4) Inductance: R47=0.47μH ;
2R2=2.2μH; 100=10μH
- (5) Inductance Tolerance: M=±20%, N=±30%
- (6) Company Code
- (7) Packaging : Tape Carrier Package

◆ Dimensions

Recommended Land Pattern



Unit:mm

Series	A	B	C	D	E	F	a Typ.	b Typ.	c Typ.
SLW0312P	3.0±0.2	3.0±0.2	1.2Max.	2.6±0.2	0.75±0.2	1.5±0.2	1.5	0.8	3.2

◆ Electrical Characteristics

- 1) Operating temperature range (Including self-heating): $-40^{\circ}\text{C} \sim +125^{\circ}\text{C}$
- 2) Storage temperature range (packaging conditions): $-10^{\circ}\text{C} \sim +40^{\circ}\text{C}$ and RH 70% (Max.)

◆ Construction and material



No.	Components	Material
①	Core	Soft magnetic Metal
②	Wire	Polyurethane system enameled copper wire
③	Magnetic Glue	Epoxy resin and magnetic powder
④	substrate	FeNiCu/Ag or Ag/Ni/Sn
⑤	Top Electrodes	Sn alloy
⑥	Marking	Nitrocellulose

◆ REFLOW-PROFILE

Limit Profile



Standard Profile (for EOC Solder paste S70G-HF)



◆ Specification

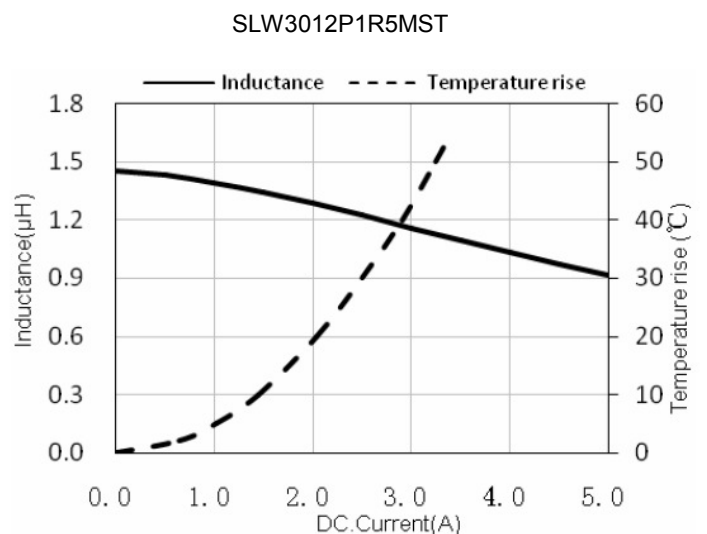
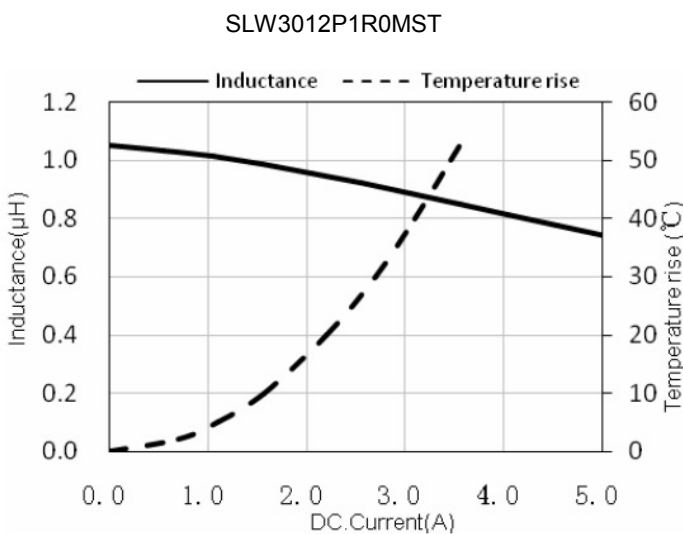
Part Number	Inductance @100KHz, 1V (μH)	DC Resistance($\text{m}\Omega$)		Saturation Current Isat		Heat Rating Current Irms	
		DCR		Min(A)	Typ. (A)	Min(A)	Typ. (A)
		Typ.	Max.				
SLW3012P Series							
SLW3012P1R0MST	1.0 \pm 20%	45	54	4.20	5.40	2.70	3.10
SLW3012P1R5MST	1.5 \pm 20%	64	74	3.40	4.10	2.50	2.90
SLW3012P2R2MST	2.2 \pm 20%	90	108	2.80	3.35	2.05	3.25
SLW3012P3R3MST	3.3 \pm 20%	129	155	2.20	2.60	1.70	2.00
SLW3012P4R7MST	4.7 \pm 20%	196	235	2.00	2.50	1.30	1.50
SLW3012P100MST	10 \pm 20%	395	474	1.20	1.45	1.00	1.15

◆ Note

- 1: All test data is referenced to 20°C ambient;
- 2: Rated current: Isat or Irms, whichever is smaller;
- 3: Isat: DC current at which the inductance drops approximate 30% from its value without current;
- 4: Irms: DC current that causes the temperature rise ($\Delta T = 40^\circ\text{C}$) from 20°C ambient.

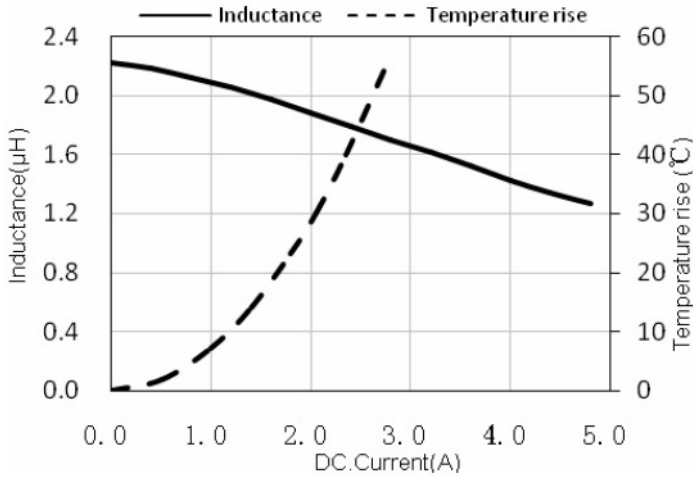
◆ Standard Packing Quantity: 2000 pcs/reel

◆ TYPICAL ELECTRICAL CHARACTERISTICS

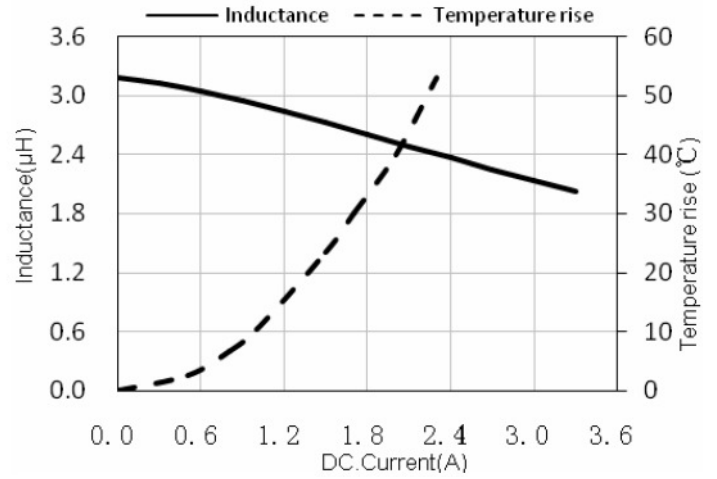


◆ **TYPICAL ELECTRICAL CHARACTERISTICS**

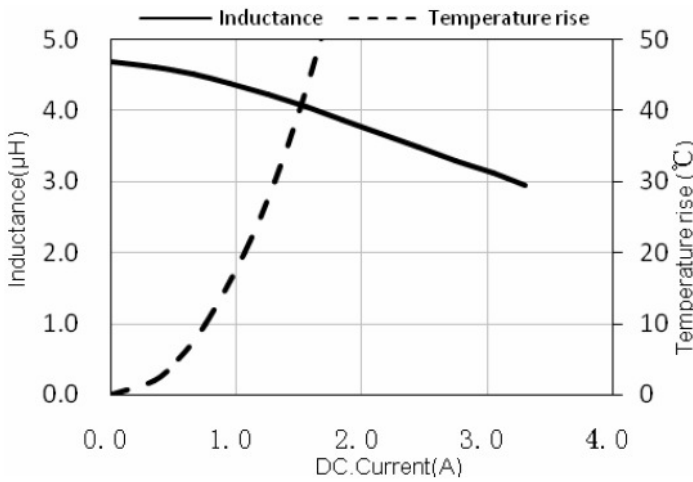
SLW3012P2R2MST



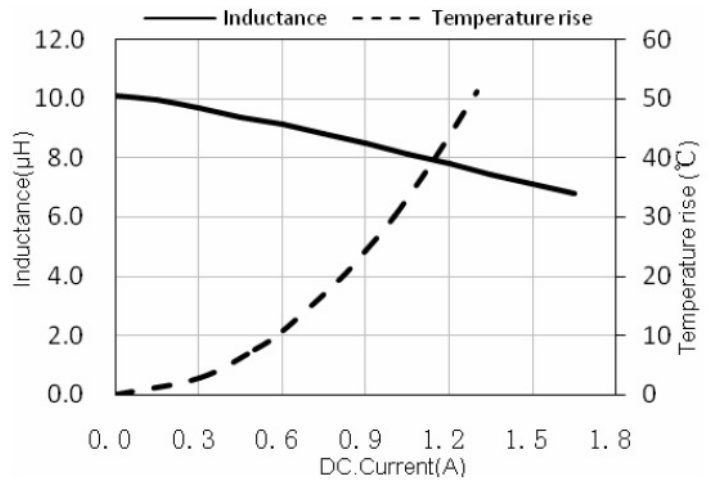
SLW3012P3R3MST



SLW3012P2R2MST



SLW3012P3R3MST



X-ON Electronics

Largest Supplier of Electrical and Electronic Components

Click to view similar products for [Fixed Inductors](#) category:

Click to view products by [Sunltech](#) manufacturer:

Other Similar products are found below :

[MLZ1608M6R8WTD25](#) [MLZ1608N6R8LT000](#) [MLZ1608N3R3LTD25](#) [MLZ1608N3R3LT000](#) [MLZ1608N150LT000](#)
[MLZ1608M150WTD25](#) [MLZ1608M3R3WTD25](#) [MLZ1608M3R3WT000](#) [MLZ1608M150WT000](#) [MLZ1608A1R5WT000](#)
[MLZ1608N1R5LT000](#) [B82432C1333K000](#) [PCMB053T-1R0MS](#) [PCMB053T-1R5MS](#) [PCMB104T-1R5MS](#) [CR32NP-100KC](#) [CR32NP-151KC](#) [CR32NP-180KC](#) [CR32NP-181KC](#) [CR32NP-1R5MC](#) [CR32NP-390KC](#) [CR32NP-3R9MC](#) [CR32NP-680KC](#) [CR32NP-820KC](#)
[CR32NP-8R2MC](#) [CR43NP-390KC](#) [CR43NP-560KC](#) [CR43NP-680KC](#) [CR54NP-181KC](#) [CR54NP-470LC](#) [CR54NP-820KC](#) [CR54NP-8R5MC](#)
[MGDQ4-00004-P](#) [MGDU1-00016-P](#) [MHL1ECTTP18NJ](#) [MHL1JCTTD12NJ](#) [PE-51506NL](#) [PE-53601NL](#) [PE-53630NL](#) [PE-53824SNLT](#) [PE-62892NL](#) [PE-92100NL](#) [PG0434.801NLT](#) [PG0936.113NLT](#) [PM06-2N7](#) [PM06-39NJ](#) [HC2LP-R47-R](#) [HC2-R47-R](#) [HC3-2R2-R](#) [HC8-1R2-R](#)