

Wire Wound SMD Power Inductor



◆ Features

- 1、Magnetic-resin shielded construction reduces buzz noise to ultra-low levels;
- 2、Metallization on ferrite core results in excellent shock resistance and damage-free durability;
- 3、Closed magnetic circuit design reduces leakage flux and Electro Magnetic Interference (EMI);
- 4、30% higher current rating than conventional inductors of equal size;
- 5、Take up less PCB real estate and save more power.



◆ Applications

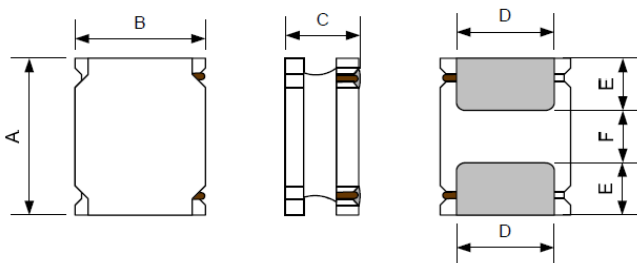
- 1、LED Lighting;
- 2、Mobile devices with multifunction such as adding color TV and camera;
- 3、Flat-screen TVs, blue-ray disc recorders, set top boxes;
- 4、Notebooks, desktop computers, servers, graphic cards;
- 5、Portable gaming devices, personal navigation systems, personal multimedia devices;
- 6、Automotive systems
- 7、Telecomm base stations

◆ Lead Free Part Numbering

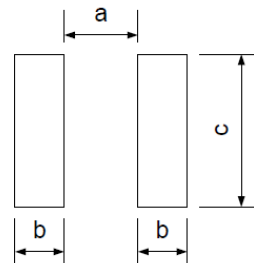
SLW 5012 S 100 M S T
(1) (2) (3) (4) (5) (6) (7)

- (1) Series Type
- (2) Dimension: L X H
- (3) Material Code
- (4) Inductance: 2R2=2.2μH ;
100=10μH; 101=100μH
- (5) Inductance Tolerance: M=±20%, N=±30%
- (6) Company Code
- (7) Packaging : Tape Carrier Package

◆ Dimensions



Recommended Land Pattern



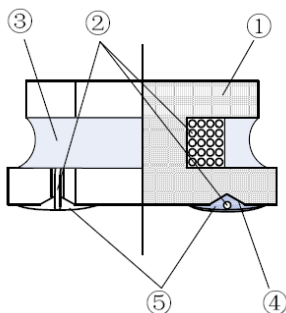
Unit:mm

| Series | A | B | C | D | E | F | a Typ. | b Typ. | c Typ. |
|----------|---------|---------|---------|---------|----------|----------|--------|--------|--------|
| SLW5012S | 5.0±0.2 | 5.0±0.2 | 1.2Max. | 4.0±0.2 | 1.25±0.2 | 2.50±0.2 | 2.3 | 1.4 | 4.2 |

◆ Electrical Characteristics

- 1) Operating and storage temperature range (individual chip without packing): cking): $-25^{\circ}\text{C} \sim +125^{\circ}\text{C}$
- 2) Storage temperature range (packaging conditions): $-10^{\circ}\text{C} \sim +40^{\circ}\text{C}$ and RH 70% (Max.)

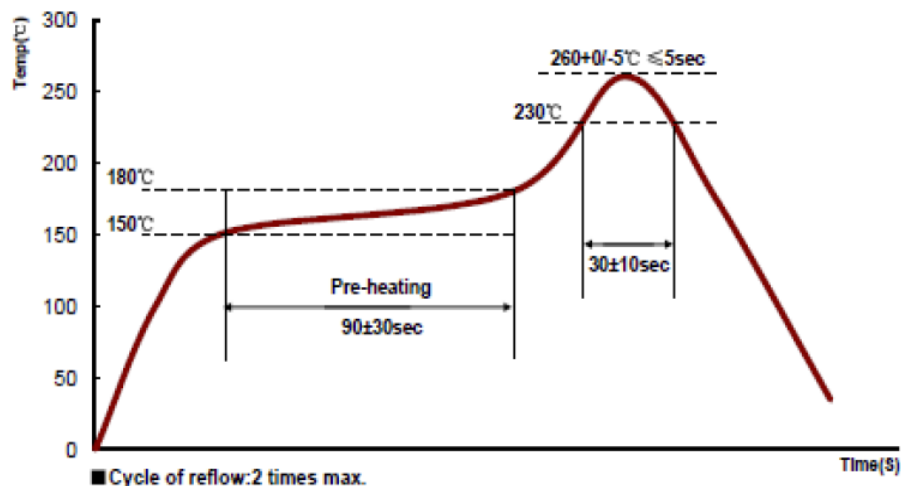
◆ Construction and material



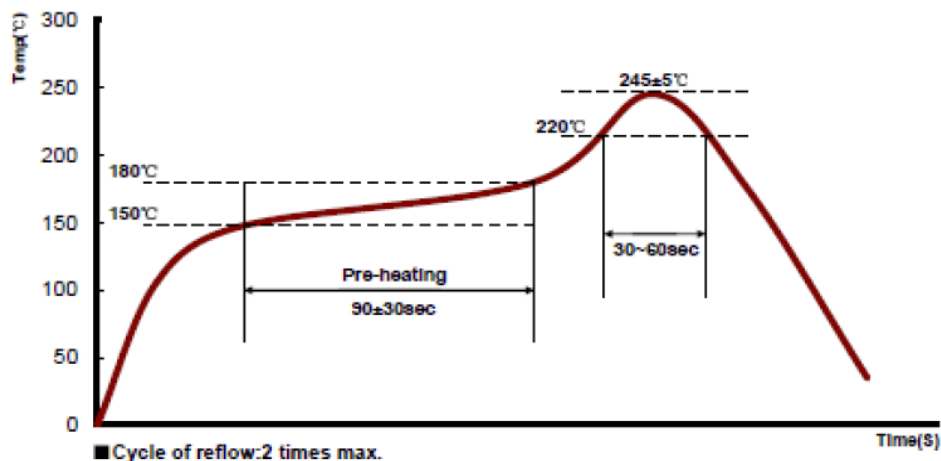
| Code | Part Name | Material Name |
|------|--------------------|--|
| ① | Ferrite Core | Ni-Zn Ferrite |
| ② | Wire | Polyurethane system enameled copper wire |
| ③ | Magneic Glue | Epoxy resin and magnetic powder |
| ④ | Plating Electrodes | Ag |
| | | Ni |
| | | Sn |
| ⑤ | Outer Electrodes | Top surface solder coating Sn、Ag、Cu |

◆ REFLOW-PROFILE

Limit Profile



Standard Profile (for EOC Solder paste S70G-HF)



◆ Specification

| Part Number | Inductance @100KHz,1 V (μH) | DC Resistance ±30% (Ω) | Min.Self-resonaNST Frequency (MHz) | Saturation CurreNST(A) | Heat Rating CurreNST (A) |
|-----------------------|-----------------------------------|---------------------------|---------------------------------------|---------------------------|-----------------------------|
| | | DCR | S.R.F | Isat | Irms |
| SLW5012 Series | | | | | |
| SLW5012S1R0MST | 1.0±20% | 0.057 | 103 | 4.40 | 2.90 |
| SLW5012S1R5MST | 1.5±20% | 0.072 | 68 | 3.70 | 2.50 |
| SLW5012S2R2MST | 2.2±20% | 0.085 | 50 | 3.10 | 2.10 |
| SLW5012S3R3MST | 3.3±20% | 0.126 | 34 | 2.40 | 1.80 |
| SLW5012S4R7MST | 4.7±20% | 0.164 | 31 | 2.20 | 1.65 |
| SLW5012S6R8MST | 6.8±20% | 0.245 | 22 | 1.70 | 1.30 |
| SLW5012S100MST | 10±20% | 0.344 | 17 | 1.40 | 1.10 |
| SLW5012S150MST | 15±20% | 0.436 | 13 | 1.20 | 0.90 |

◆ Note

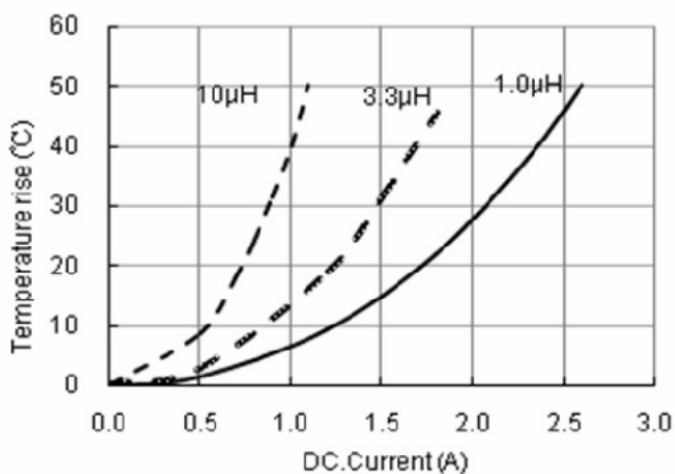
- 1: All test data is referenced to 20°C ambieNST;
- 2: Rated curreNST: Isat or Irms, whichever is smaller;
- 3: Isat: DC curreNST at which the inductance drops approximate 30% from its value without curreNST;
- 4: Irms: DC curreNST that causes the temperature rise ($\Delta T = 40^\circ\text{C}$) from 20°C ambieNST.

◆ Standard Packing Quantity: 1000 pcs/reel

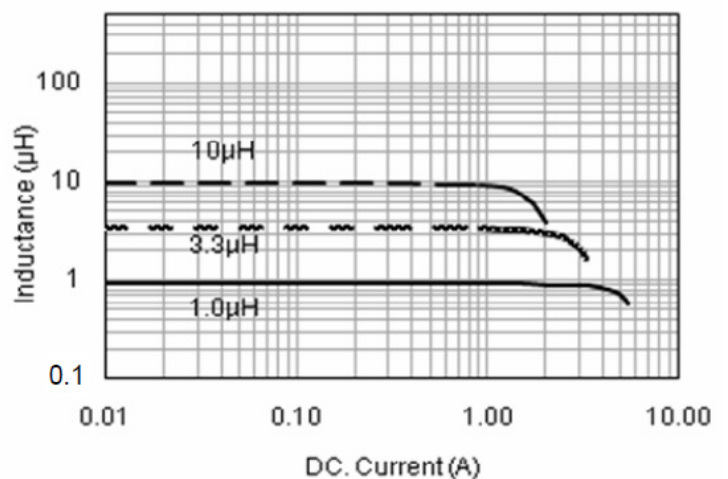
◆ TYPICAL ELECTRICAL CHARACTERISTICS

SLW5012 Series

Temperature vs. DC Current Characteristics



Inductance vs. DC Current Characteristics



X-ON Electronics

Largest Supplier of Electrical and Electronic Components

Click to view similar products for [Fixed Inductors](#) category:

Click to view products by [Sunltech](#) manufacturer:

Other Similar products are found below :

[CR32NP-100KC](#) [CR32NP-151KC](#) [CR32NP-180KC](#) [CR32NP-181KC](#) [CR32NP-1R5MC](#) [CR32NP-390KC](#) [CR32NP-3R9MC](#) [CR32NP-680KC](#) [CR32NP-820KC](#) [CR32NP-8R2MC](#) [CR43NP-390KC](#) [CR43NP-560KC](#) [CR43NP-680KC](#) [CR54NP-181KC](#) [CR54NP-470LC](#) [CR54NP-820KC](#) [CR54NP-8R5MC](#) [70F224AI](#) [MGDQ4-00004-P](#) [MHL1ECTTP18NJ](#) [MHQ1005P10NJ](#) [MHQ1005P1N0S](#) [MHQ1005P2N4S](#) [MHQ1005P3N6S](#) [MHQ1005P5N1S](#) [MHQ1005P8N2J](#) [PE-51506NL](#) [PE-53601NL](#) [PE-53602NL](#) [PE-53630NL](#) [PE-53824SNLT](#) [PE-92100NL](#) [PG0434.801NLT](#) [PG0936.113NLT](#) [9220-20](#) [9310-16](#) [PM06-2N7](#) [PM06-39NJ](#) [A01TK](#) [1206CS-471XJ](#) [HC2LP-R47-R](#) [HC2-R47-R](#) [HC3-2R2-R](#) [HCF1305-3R3-R](#) [1206CS-151XG](#) [RCH664NP-140L](#) [RCH664NP-4R7M](#) [RCH8011NP-221L](#) [RCP1317NP-332L](#) [RCP1317NP-391L](#)