

Wire Wound SMD Power Inductor

◆ Features

- 1、Magnetic-resin shielded construction reduces buzz noise to ultra-low levels;
- 2、Metallization on ferrite core results in excellent shock resistance and damage-free durability;
- 3、Closed magnetic circuit design reduces leakage flux and Electro Magnetic Interference (EMI);
- 4、30% higher current rating than conventional inductors of equal size;
- 5、Take up less PCB real estate and save more power.

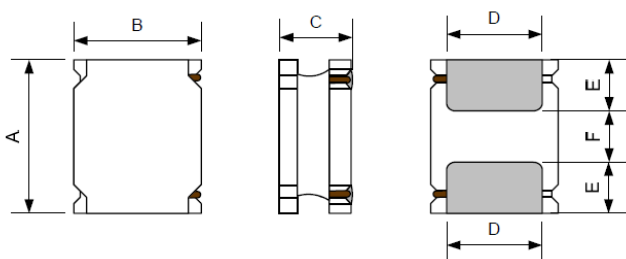

◆ Applications

- 1、LED Lighting;
- 2、Mobile devices with multifunction such as adding color TV and camera;
- 3、Flat-screen TVs, blue-ray disc recorders, set top boxes;
- 4、Notebooks, desktop computers, servers, graphic cards;
- 5、Portable gaming devices, personal navigation systems, personal multimedia devices;
- 6、Automotive systems
- 7、Telecomm base stations

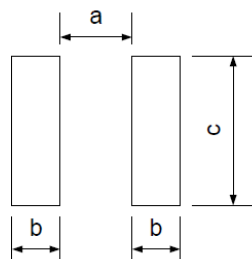
◆ Lead Free Part Numbering

SLW 8040 S 100 M S T
(1) (2) (3) (4) (5) (6) (7)

- (1) Series Type
- (2) Dimension: L X H
- (3) Material Code
- (4) Inductance: 2R2=2.2 μ H ;
100=10 μ H; 101=100 μ H
- (5) Inductance Tolerance: M= \pm 20%, N= \pm 30%
- (6) Company Code
- (7) Packaging : Tape Carrier Package

◆ Dimensions


Recommended Land Pattern

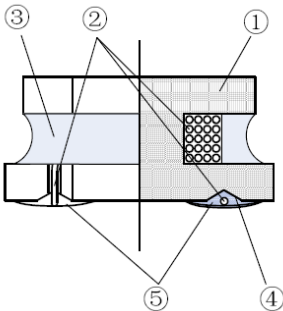


Unit:mm

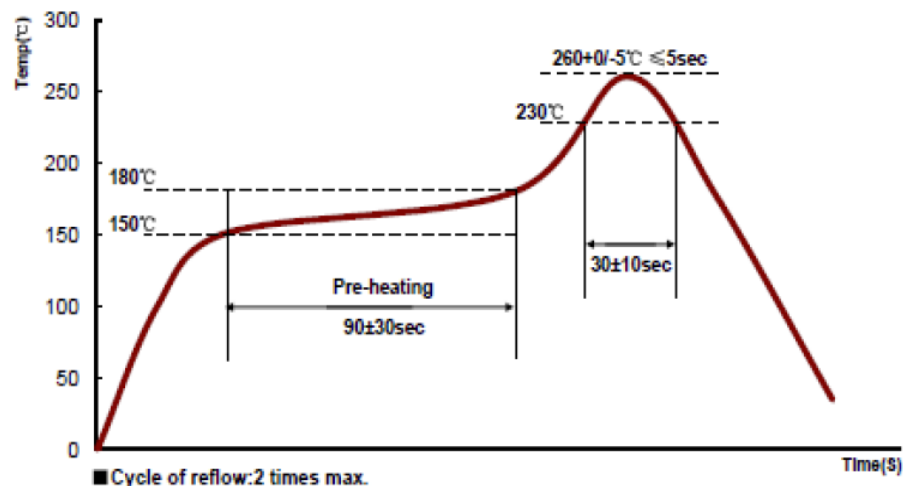
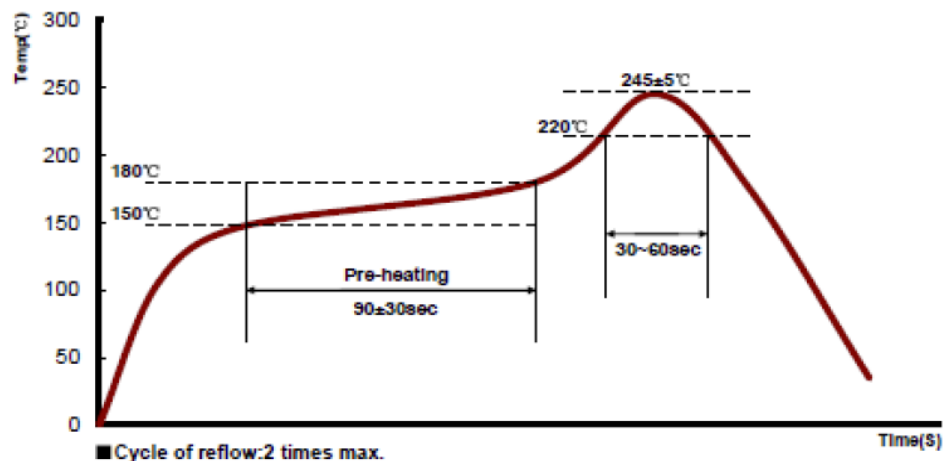
Series	A	B	C	D	E	F	a Typ.	b Typ.	c Typ.
SLW8040S	8.0 \pm 0.3	8.0 \pm 0.3	4.2Max.	6.3 \pm 0.3	2.00 \pm 0.3	4.00 \pm 0.3	3.8	2.2	7.5

◆ Electrical Characteristics

- 1) Operating temperature range (Including self-heating): $-40^{\circ}\text{C} \sim +125^{\circ}\text{C}$
- 2) Storage temperature range (packaging conditions): $-10^{\circ}\text{C} \sim +40^{\circ}\text{C}$ and RH 70% (Max.)

◆ Construction and material


Code	Part Name	Material Name
①	Ferrite Core	Ni-Zn Ferrite
②	Wire	Polyurethane system enameled copper wire
③	Magnetic Glue	Epoxy resin and magnetic powder
④	Plating Electrodes	Ag
		Ni
		Sn
⑤	Outer Electrodes	Top surface solder coating Sn、Ag、Cu

◆ REFLOW-PROFILE
Limit Profile

Standard Profile (for EOC Solder paste S70G-HF)


◆ Specification

Part Number	Inductance @100KHz, 1V (μ H)	DC Resistance $\pm 30\%$ (Ω)	Min.Self-resonant Frequency (MHz)	Saturation Current(A)	Heat Rating Current (A)
		DCR	S.R.F	Isat	Irms
SLW8040S Series					
SLW8040SR82NST	0.82 \pm 30%	0.008	94	13.80	6.30
SLW8040S1R0MST	1.0 \pm 20%	0.008	89	9.85	6.30
SLW8040S1R5NST	1.5 \pm 30%	0.010	67	8.15	5.65
SLW8040S2R2MST	2.2 \pm 20%	0.012	41	7.10	5.15
SLW8040S3R3MST	3.3 \pm 20%	0.017	27	6.50	4.40
SLW8040S4R7MST	4.7 \pm 20%	0.019	24	5.90	4.10
SLW8040S5R6MST	5.6 \pm 20%	0.021	24	6.00	3.85
SLW8040S6R8MST	6.8 \pm 20%	0.024	20	4.55	3.60
SLW8040S8R2MST	8.2 \pm 20%	0.026	17	4.20	3.45
SLW8040S100MST	10 \pm 20%	0.029	15	3.60	3.30
SLW8040S120MST	12 \pm 20%	0.041	13	3.50	2.80
SLW8040S150MST	15 \pm 20%	0.047	12	2.95	2.60
SLW8040S220MST	22 \pm 20%	0.069	9.5	2.40	2.10
SLW8040S330MST	33 \pm 20%	0.097	7.8	2.05	1.80
CMLW8040S470MST	47 \pm 20%	0.136	6.4	1.75	1.55
SLW8040S560MST	56 \pm 20%	0.148	6.4	1.55	1.45
SLW8040S680MST	68 \pm 20%	0.196	4.9	1.45	1.25
SLW8040S101MST	100 \pm 20%	0.290	4.2	1.15	1.00
SLW8040S121MST	120 \pm 20%	0.334	3.5	1.05	0.95
SLW8040S151MST	150 \pm 20%	0.410	3.5	1.10	0.85
SLW8040S221MST	220 \pm 20%	0.599	3.5	0.85	0.80
SLW8040S331MST	330 \pm 20%	0.889	2.8	0.68	0.64

◆ Note

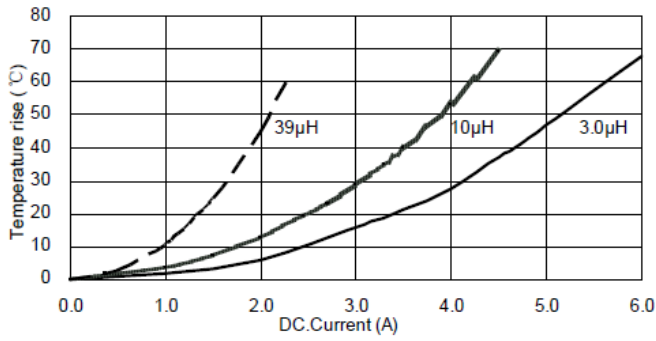
- 1: All test data is referenced to 20°C ambient;
- 2: Rated current: Isat or Irms, whichever is smaller;
- 3: Isat: DC current at which the inductance drops approximate 30% from its value without current;
- 4: Irms: DC current that causes the temperature rise ($\Delta T = 40^\circ\text{C}$) from 20°C ambient.

◆ Standard Packing Quantity: 1000 pcs/reel

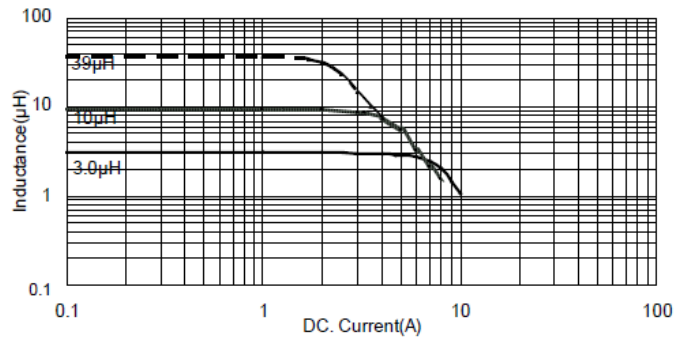
◆ TYPICAL ELECTRICAL CHARACTERISTICS

SLW8040S Series

Temperature vs. DC Current Characteristics



Inductance vs. DC Current Characteristics



X-ON Electronics

Largest Supplier of Electrical and Electronic Components

Click to view similar products for [Fixed Inductors](#) category:

Click to view products by [Sunltech](#) manufacturer:

Other Similar products are found below :

[CR32NP-100KC](#) [CR32NP-151KC](#) [CR32NP-180KC](#) [CR32NP-181KC](#) [CR32NP-1R5MC](#) [CR32NP-390KC](#) [CR32NP-3R9MC](#) [CR32NP-680KC](#) [CR32NP-820KC](#) [CR32NP-8R2MC](#) [CR43NP-390KC](#) [CR43NP-560KC](#) [CR43NP-680KC](#) [CR54NP-181KC](#) [CR54NP-470LC](#) [CR54NP-820KC](#) [CR54NP-8R5MC](#) [70F224AI](#) [MGDQ4-00004-P](#) [MHL1ECTTP18NJ](#) [MHQ1005P10NJ](#) [MHQ1005P1N0S](#) [MHQ1005P2N4S](#) [MHQ1005P3N6S](#) [MHQ1005P5N1S](#) [MHQ1005P8N2J](#) [PE-51506NL](#) [PE-53601NL](#) [PE-53602NL](#) [PE-53630NL](#) [PE-53824SNLT](#) [PE-92100NL](#) [PG0434.801NLT](#) [PG0936.113NLT](#) [9220-20](#) [9310-16](#) [PM06-2N7](#) [PM06-39NJ](#) [A01TK](#) [1206CS-471XJ](#) [HC2LP-R47-R](#) [HC2-R47-R](#) [HC3-2R2-R](#) [HCF1305-3R3-R](#) [1206CS-151XG](#) [RCH664NP-140L](#) [RCH664NP-4R7M](#) [RCH8011NP-221L](#) [RCP1317NP-332L](#) [RCP1317NP-391L](#)