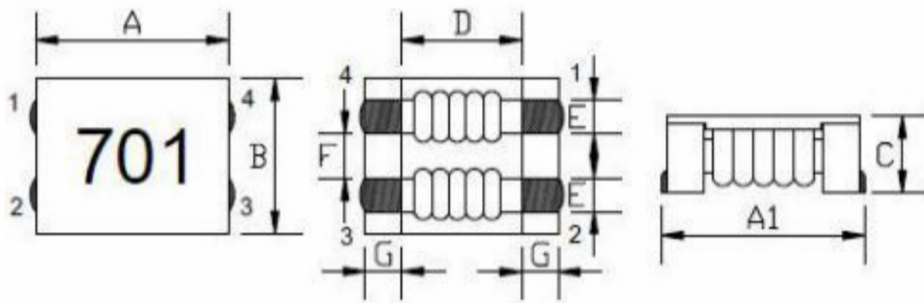
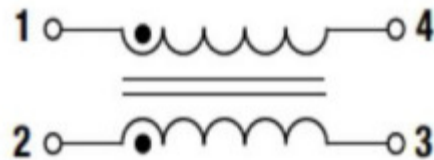


DIMENSION (UNIT : mm)



A	12.0±0.5
A1	12.5±0.5
B	10.8±0.5
C	6.4Max
D	7.0Typ
E	2.7±0.2
F	2.5±0.2
G	2.5±0.2

CIRCUIT DIAGRAM



ELECTRICAL CHARACTERISTIC

P/N	Z (Ω) @100MHz		RDC (mΩ) Max	Rated Current (A) Max	IR (MΩ) Min	Rated Voltage (V) Max	Mark
	Min	Typ					
SMW1211S800UTT	80	230	2	10.0	10	125	800
SMW1211S501QTT	300	500	5.5	6.0	10	125	501
SMW1211S701STT	500	700	6	8.0	10	125	701
SMW1211S801STT	600	800	8	8.0	10	125	801
SMW1211S102QTT	750	1000	14	6.0	10	125	102
SMW1211S202KTT	1750	2000	33	2.0	10	125	202
SMW1211S222KTT	2200	2500	35	1.8	10	125	222
SMW1211S272HTT	2300	2700	50	1.5	10	125	272

测试仪器：

Z (Q) : HP4395A

RDC (Q) : CH502BC

Rated Current (A) : CH1062A+CH1320

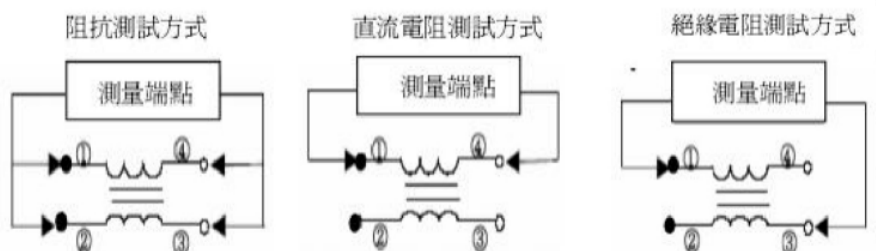
IR (MQ) : CH19073

Rated Voltage (V) : CH9052

注意事项

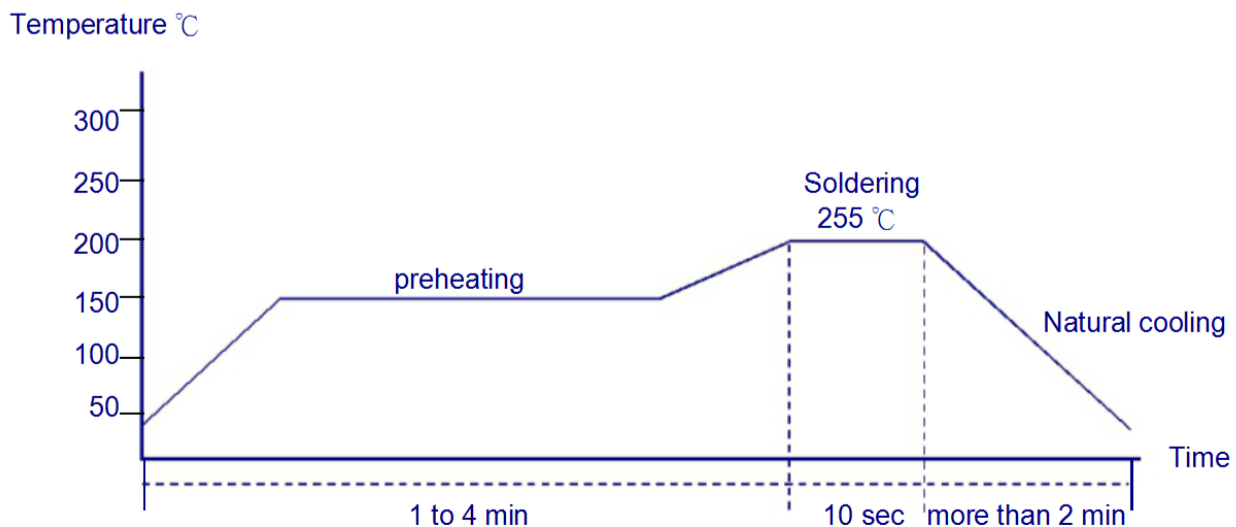
1.平贴度为 0.10mmMax.

2.特性测试方法

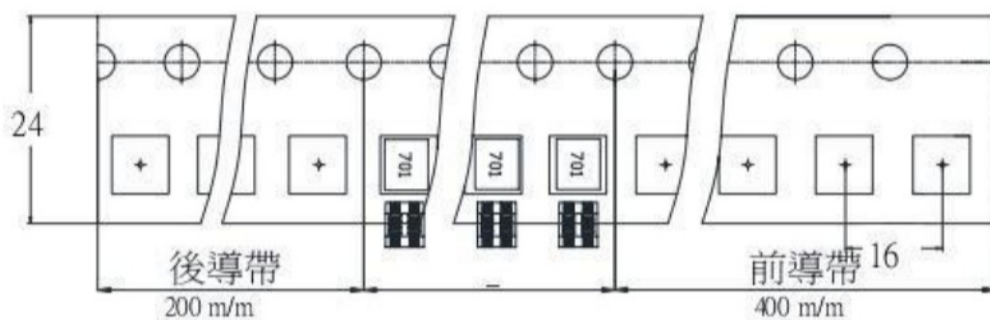


六. RELIABILITY TESTING	
Operating Temperature	- 30 to + 100 °C (Contain Heating coil)
Appearance Inspection	No external defects by visual inspection
Terminal Strength	After soldering , between copper plaet and terminals of coils , push in two directions of X , Y with standing 10N(1.02kg) for10+/-2 sec. Terminal should not peel off. (Refer to figure at right)
Heat endurance of reflow soldering	Refer to figure
Insulating resistance	Over 100 MΩ at 100V D.C . between wire and core .
Dielectric Strength	Apply at 0.5KV 3mA for 1 minute between wire and core .
Temperature characteristics	Inductance coefficient (0~2,000) × 10 / °C (- 30 ~ + 100 °C)
Humidity characteristics	Inductance deviation within ± 10% , after 96 hours in 90~95% relative humidity at 40 ± 2 °C and 1 hours drying under normal condition .
A test is made under the above mentioned condition , and it is kept for 2 hours in the normal	

REFLOW-PROFILE



PACKAGING

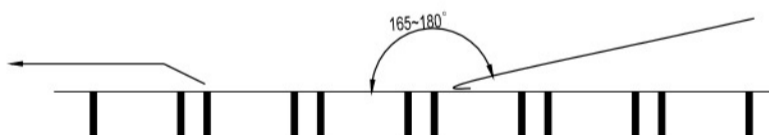


起始字需对准定位孔, 印字仅供参考

Transparent carrier and cover tape/透明載帶和覆蓋帶

Adhesive strength of cover tape is 20 to 120 gf

The conduction band direction



X-ON Electronics

Largest Supplier of Electrical and Electronic Components

Click to view similar products for [Common Mode Chokes / Filters](#) category:

Click to view products by [Sunltech](#) manufacturer:

Other Similar products are found below :

[PE-64683](#) [RD5122-6-9M6](#) [RD6137-6-7M5](#) [RD8147-16-3M0](#) [ST6118T-R](#) [FE3X025-10-7NL](#) [RD7147-25-0M7](#) [TCM0806G-350-2P-T](#)
[TCM0806G-650-2P-T](#) [IND-0110](#) [UAL21VR0802000](#) [UALSC023000000](#) [UALSC1020JH000](#) [UALSU10VD20010](#) [UALSU9VD070100](#) [36-00037](#) [UALW21HS072450](#) [UALSU9H0208000](#) [UAL24VK06450CH](#) [PLT10HH501100PNB](#) [PLT10HH401100PNB](#) [PLT10HH1026R0PNB](#)
[36-00029-01](#) [PE-67531](#) [TLH10UB](#) [113 0R5](#) [2752045447](#) [7351V](#) [CMF16-153131](#) [RD7147-6-6M0](#) [T8116NLT](#) [FE2X10-4-2NL](#) [36-00029-07](#)
[T8003NLT](#) [CTX01-13663](#) [CTX66-19521-R](#) [RC212-0.5-10M](#) [RC112-0.4-15M](#) [RC212-0.6-6M8](#) [RC212-0.4-15M](#) [RC112-0.3-30M](#)
[WTCF2012Z0M751PB](#) [PH9408.814NLT](#) [PAC6006.364NLT](#) [PAC6006.444NLT](#) [PAC6006.204NLT](#) [PH9407.204NLT](#) [PAC6006.264NLT](#)
[PH9408.105NLT](#) [PH9408.494NLT](#) [PAC6006.104NLT](#)