

Wire-wound Common Mode Filter



◆ Features

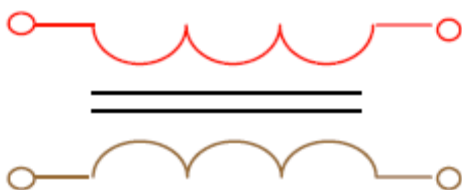
- 1、 Powerful component with composite co-fired material to solve EMI problem for high-speed differential signal transmission line as USB, IEEE1394 and LVDS, without distortion to high speed signal transmission
- 2、 High coupling constant : 0.99
- 3、 Small size and low profile
- 4、 Various common mode impedance items of 67 to 220 ohm can be used, considering noise level and signal frequency
- 5、 Small dimension enable higher density packaging
- 6、 RoHS Compliant.



◆ Application

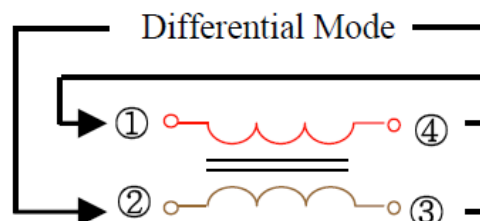
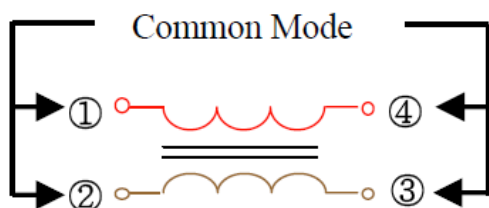
- 1、 Common mode noise suppression of signal lines in high speed and high density digital equipment;
- 2、 USB2.0/3.0 of PC, peripheral equipments, small digital AV equipments, etc.

◆ Equivalent Circuit Diagram



◆ Impedance :

Measured by using Agilent E4991A RF Impedance Analyzer

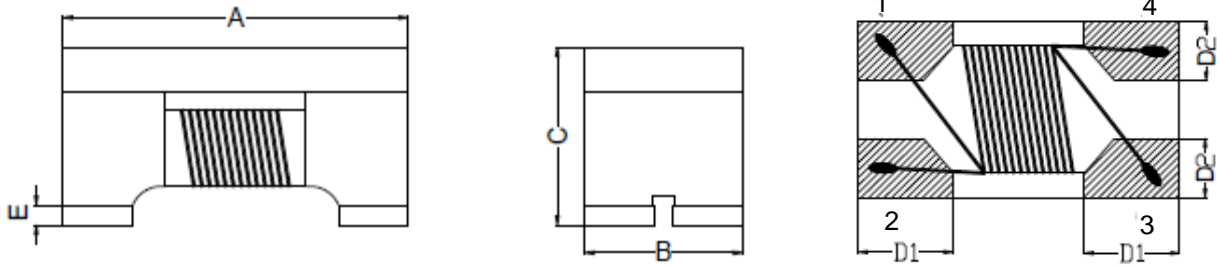


◆ PRODUCT IDENTIFICATION

SMW	2012	B	900	D	T	E
(1)	(2)	(3)	(4)	(5)	(6)	(7)

- (1) Series Type
- (2) Chip Size (mm) :Length X Width
- (3) Material type : With maganetic shield(B/D/H)
- (4) Nominal Impedance:900=90Ω;
101=100Ω
- (5) Rated Curren: A=250mA; B=300mA;C=350mA;
D=400mA; E=1000mA;F=1500mA
G=3000mA
- (6) Company Code
- (7) Packaging: P – Embossed paper tape, 7" reel
E – Embossed plastic tape, 7" reel
T – Tape & reel

◆ **Dimensions** Unit: mm



Series	A(mm)	B(mm)	C(mm)	D1(mm)	D2(mm)	E(mm)
SMW1608	1.6 ± 0.1	0.8 ± 0.1	1.1 ± 0.1	0.33±0.1	0.25±0.1	0.12±0.1
SMW2012	2.0±0.2	1.2±0.2	1.2±0.2	0.55±0.1	0.46±0.1	0.15±0.1
SMW3216	3.2±0.2	1.6±0.2	1.9±0.2	0.6±0.1	0.6±0.1	0.17±0.1
SMW4532	4.5±0.2	3.2±0.2	2.8±0.2	1.2±0.1	1.0±0.1	0.19±0.1

◆ **Specifications**

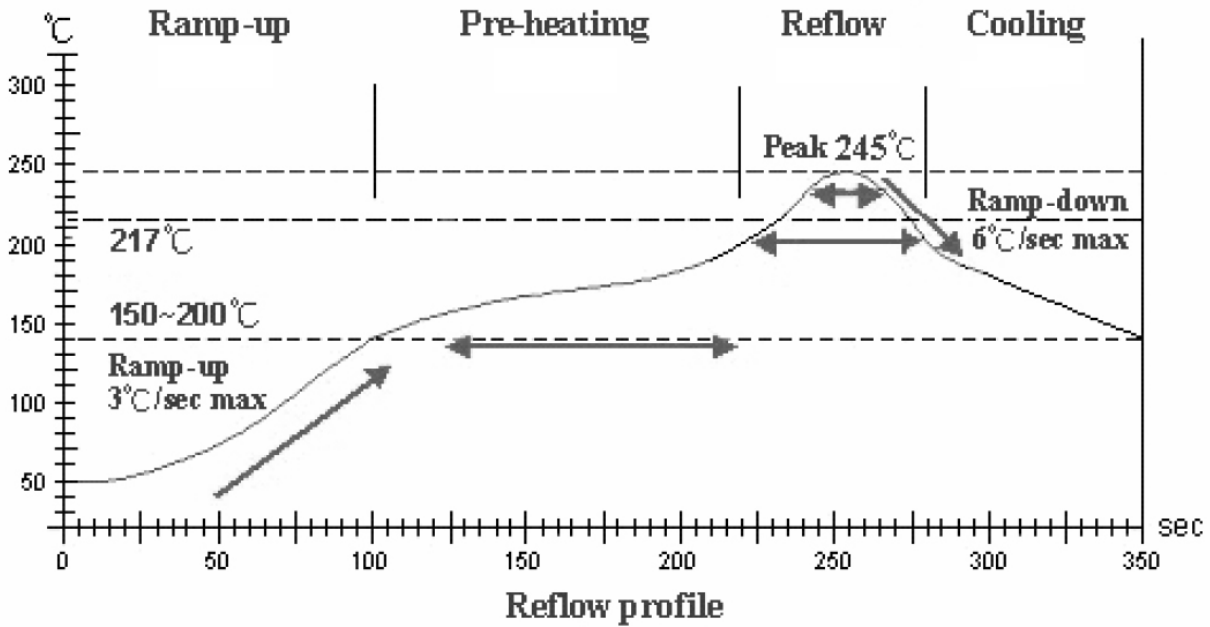
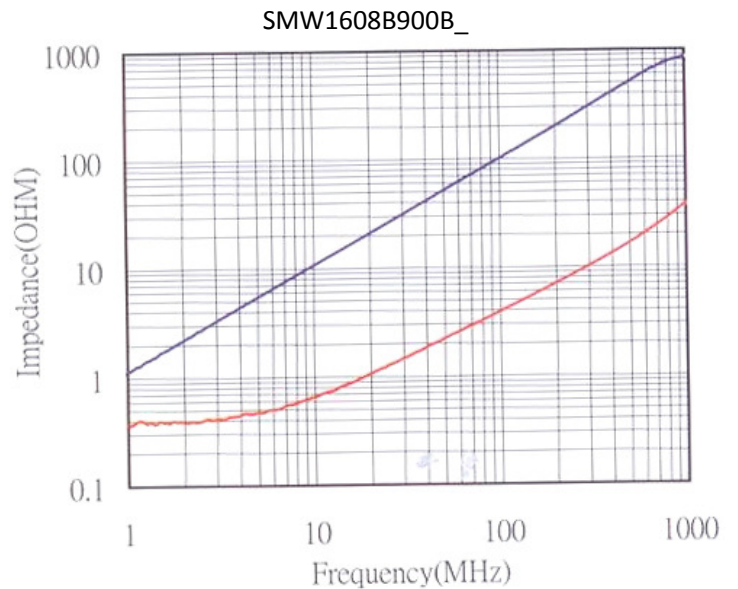
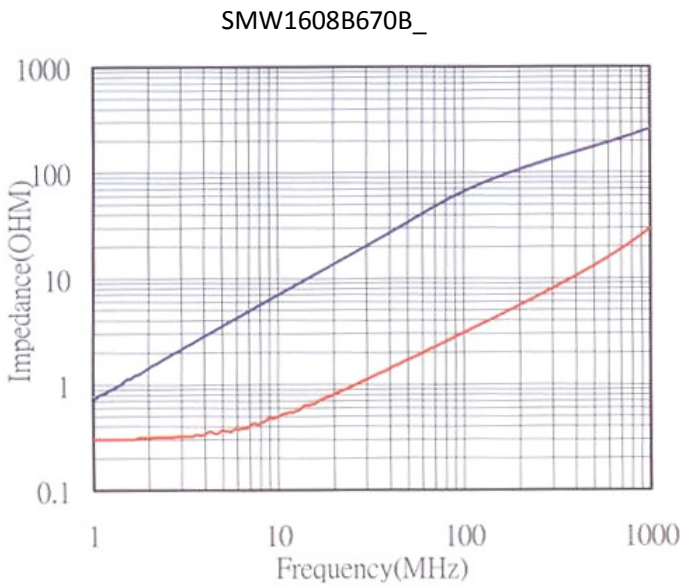
Part Number	Common mode Impedance Z(Ω)	Test Frequency (MHz)	DC Resistance (Ω) max.	Rated Current (mA)	Rated Volt. (Vdc)	Withstand Volt. (Vdc)	IR (Ω) min.
SMW1608B Series							
SMW1608B670BTE	67 ± 25%	100	0.30	300	50	125	10M
SMW1608B900BTE	90 ± 25%	100	0.30	300	50	125	10M
SMW1608B121ATE	120 ± 25%	100	0.36	250	50	125	10M
SMW1608B161ATE	160 ± 25%	100	0.40	250	50	125	10M
SMW1608B221ATE	220 ± 25%	100	0.42	250	50	125	10M
SMW2012B Series							
SMW2012B300DTE	30 ± 25%	100	0.20	450	50	125	10M
SMW2012B670DTE	67 ± 25%	100	0.25	400	50	125	10M
SMW2012B750DTE	75 ± 25%	100	0.25	400	50	125	10M
SMW2012B900DTE	90 ± 25%	100	0.30	400	50	125	10M
SMW2012B121DTE	120 ± 25%	100	0.30	400	50	125	10M
SMW2012B161CTE	160 ± 25%	100	0.35	350	50	125	10M
SMW2012B181CTE	180 ± 25%	100	0.35	350	50	125	10M
SMW2012B201BTE	200 ± 25%	100	0.40	300	50	125	10M
SMW2012B221BTE	220 ± 25%	100	0.40	300	50	125	10M
SMW2012B261BTE	260 ± 25%	100	0.40	300	50	125	10M
SMW2012B361BTE	360 ± 25%	100	0.45	300	50	125	10M
SMW2012B371BTE	370 ± 25%	100	0.45	300	50	125	10M

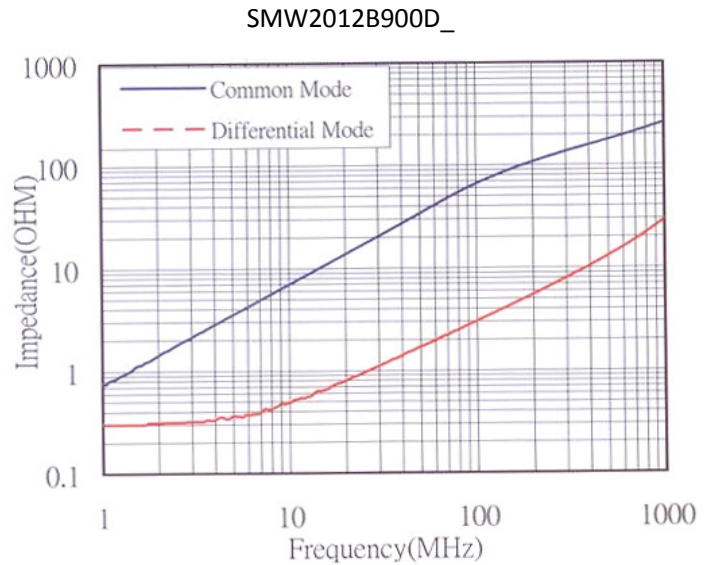
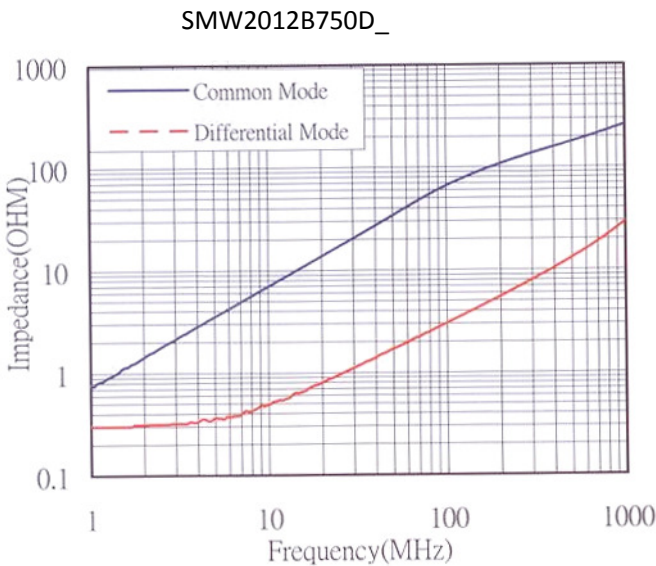
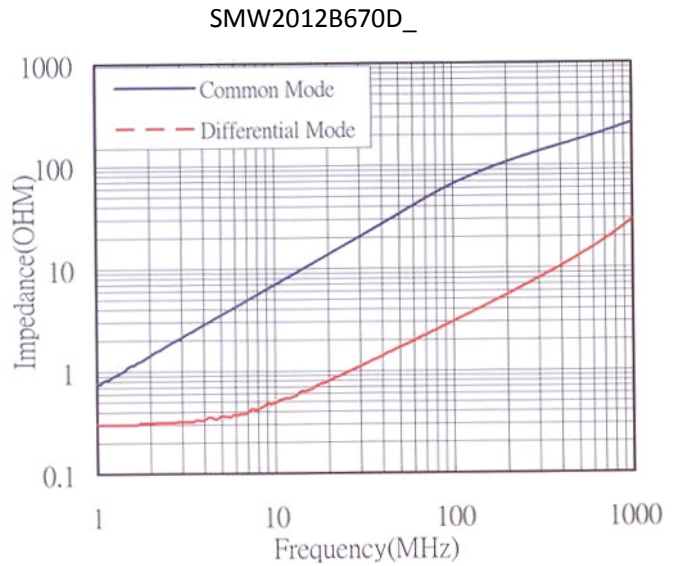
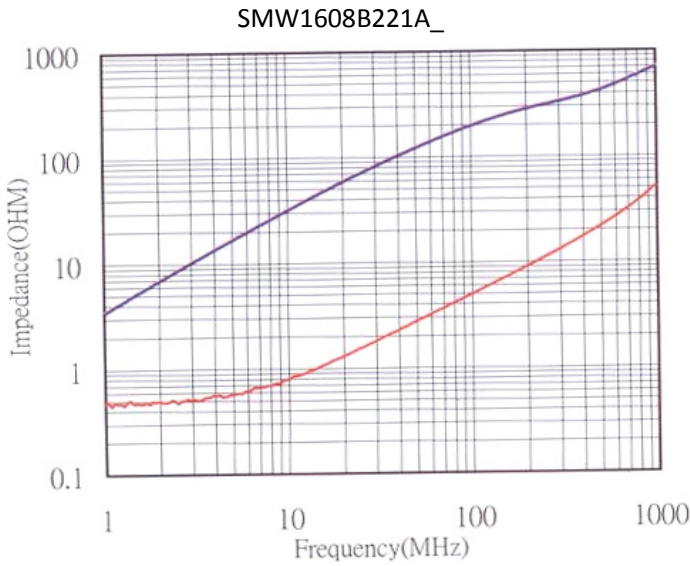
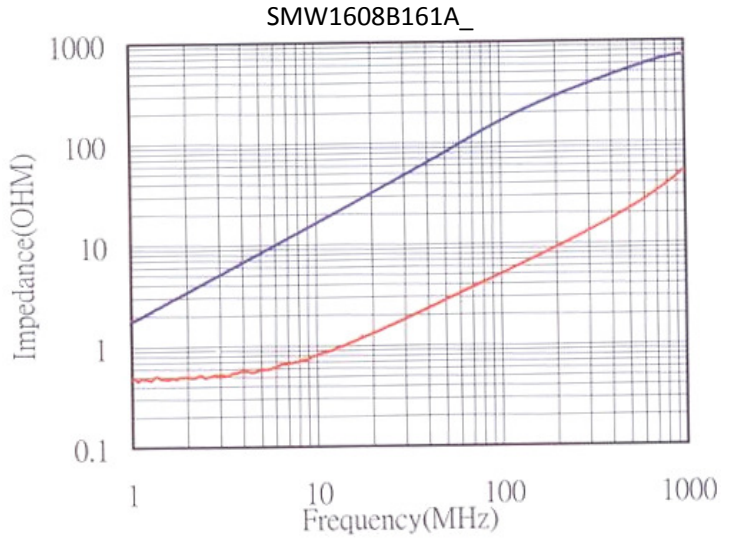
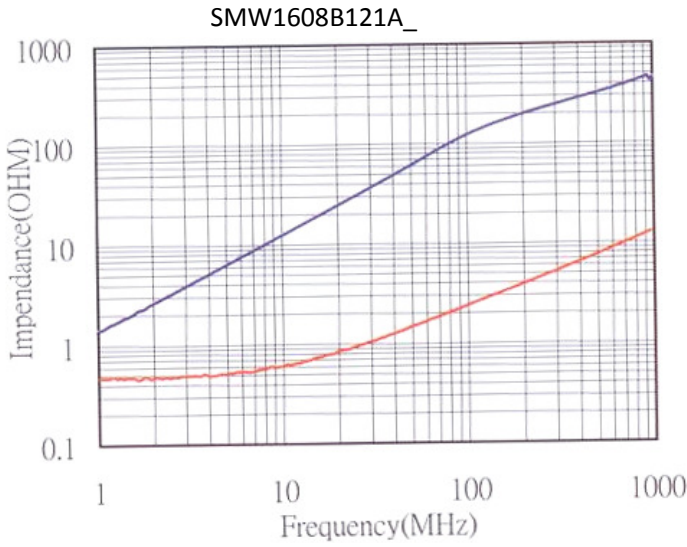
◆ Specifications

Part Number	Common mode Impedance Z(Ω)	Test Frequency (MHz)	DC Resistance (Ω) max.	Rated Current (mA)	Rated Volt. (Vdc)	Withstand Volt. (Vdc)	IR (Ω) min.
SMW3216B Series							
SMW3216B900DTE	90±25%	100	0.30	450	50	125	20M
SMW3216B121DTE	120±25%	100	0.35	400	50	125	10M
SMW3216B161CTE	160±25%	100	0.40	350	50	125	10M
SMW3216B201CTE	200±25%	100	0.45	350	50	125	10M
SMW3216B221BTE	220±25%	100	0.45	300	50	125	10M
SMW3216B261BTE	260±25%	100	0.50	300	50	125	10M
SMW3216B361BTE	360±25%	100	0.60	300	50	125	10M
SMW3216B601ATE	600±25%	100	0.80	250	50	125	10M
SMW3216B102ATE	1000±25%	100	1.00	250	50	125	10M
SMW3216B222ATE	2200±25%	100	1.20	250	50	125	10M
SMW4532B Series							
SMW4532B800GTE	80±25%	100	0.07	3000	50	125	10M
SMW4532B900GTE	90±25%	100	0.07	3000	50	125	10M
SMW4532B121GTE	120±25%	100	0.07	3000	50	125	10M
SMW4532B601FTE	600±25%	100	0.30	1500	50	125	10M
SMW4532B102ETE	1000±25%	100	0.40	1000	50	125	10M
SMW4532B142FTE	1400±25%	100	0.20	1500	50	125	10M

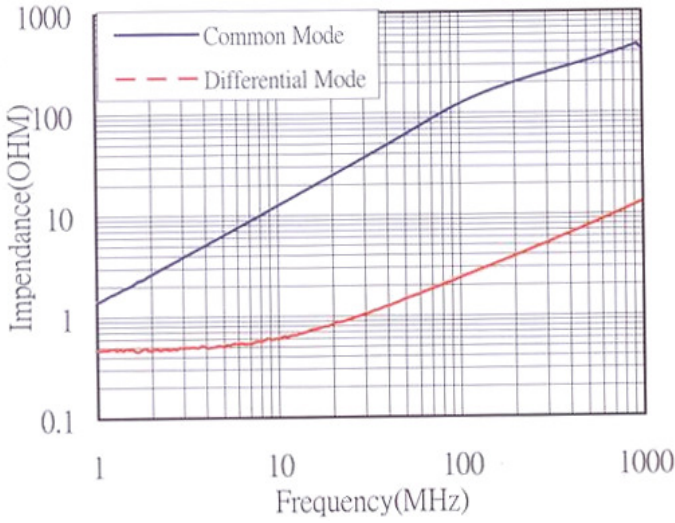
◆ General Technical Data

Operating Temperature Range	-25°C ~ +85°C
Storage Condition	20°C ~ 25°C and 65% RH (For Reference)

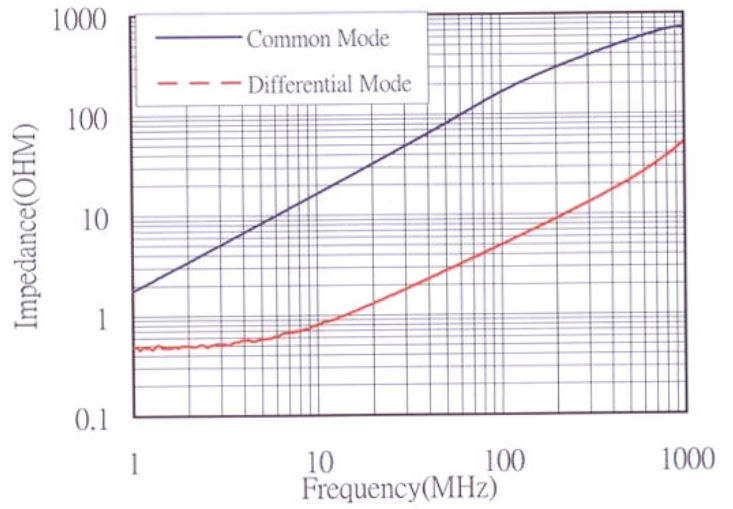
◆ Recommended soldering conditions

◆ Characteristics




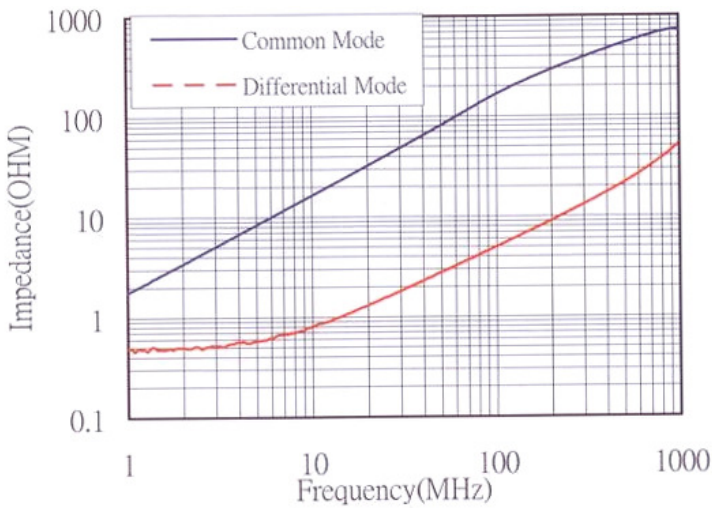
SMW2012B121D_



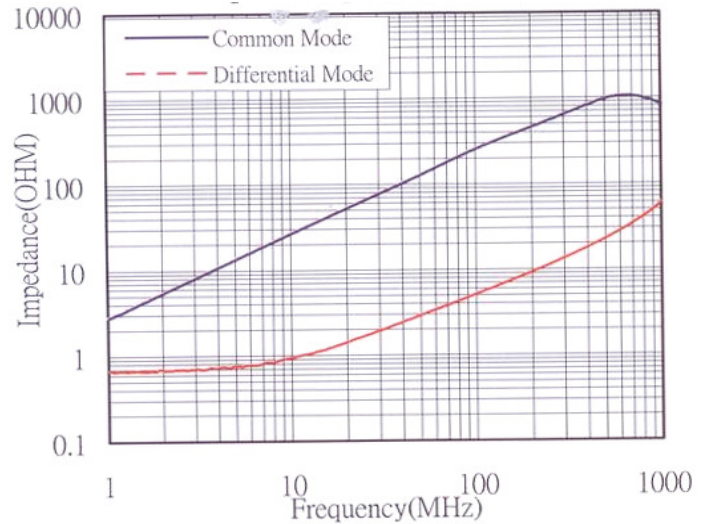
SMW2012B161C_



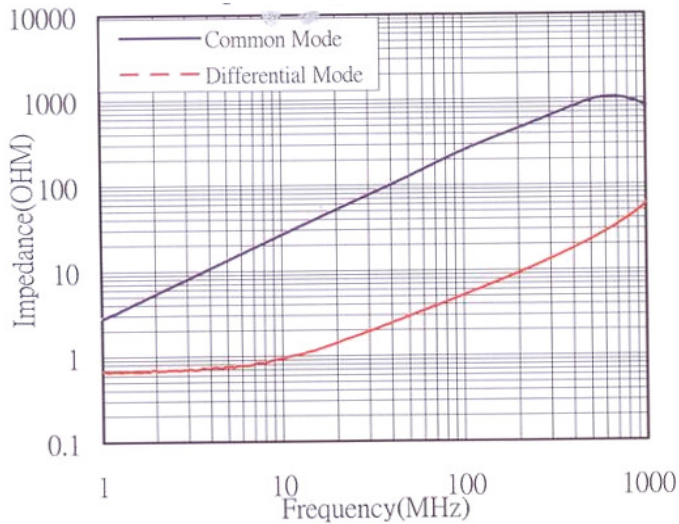
SMW2012B161C_



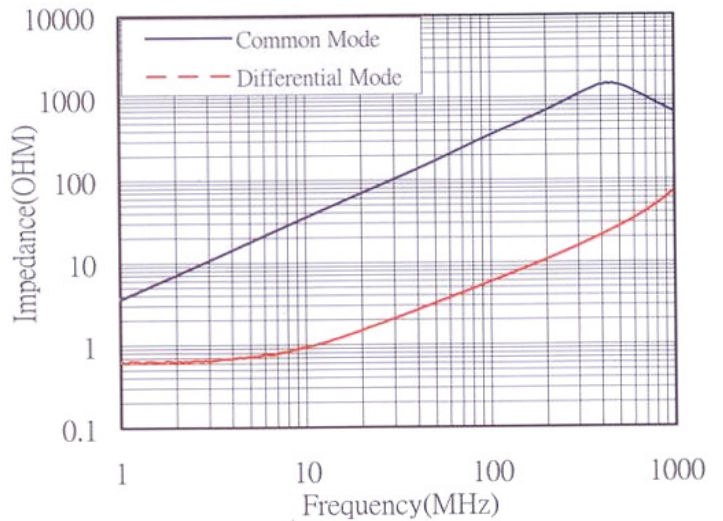
SMW2012B221C_

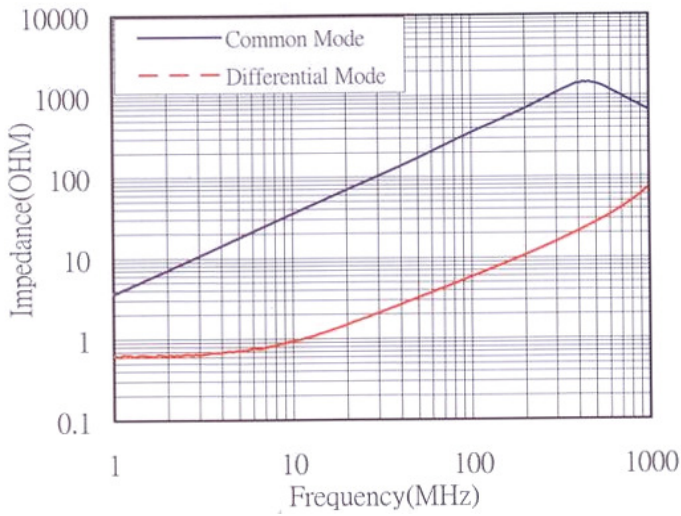
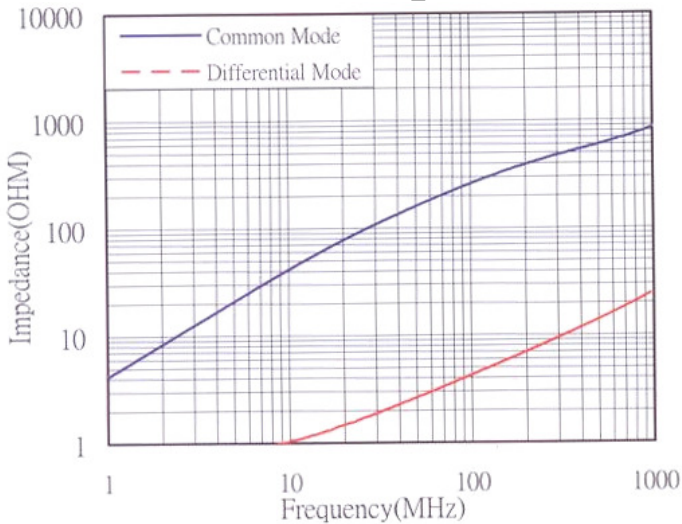
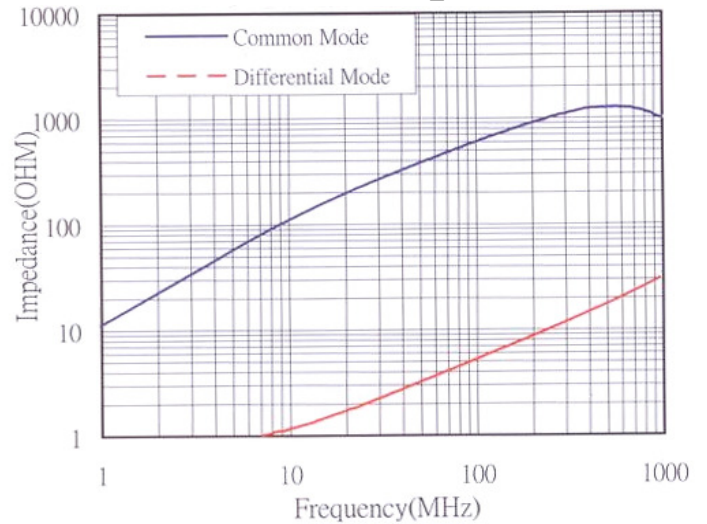
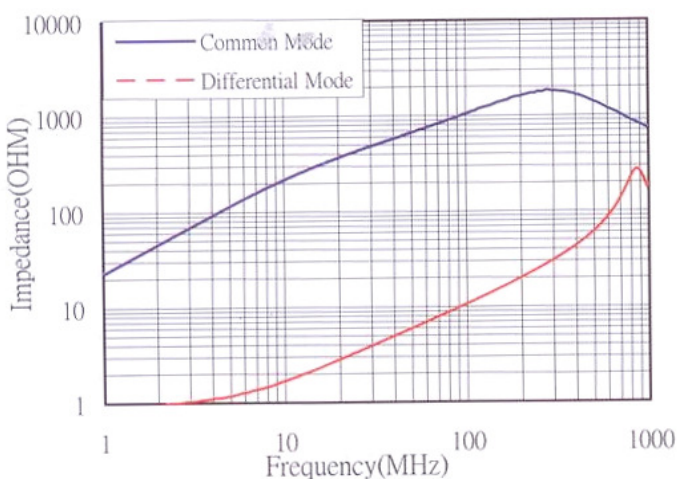
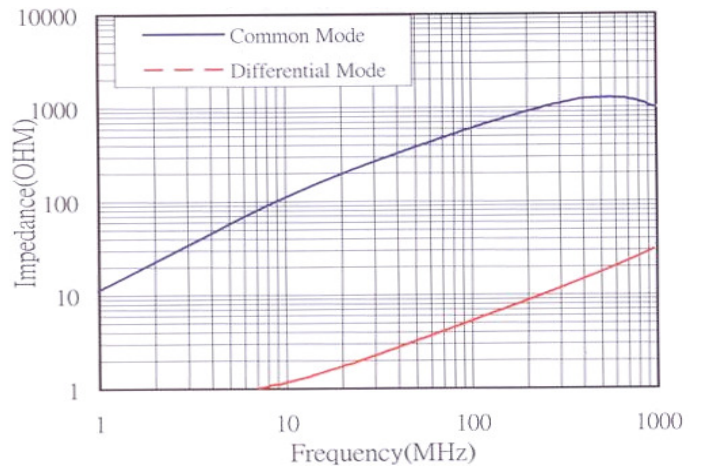


SMW2012B261C_



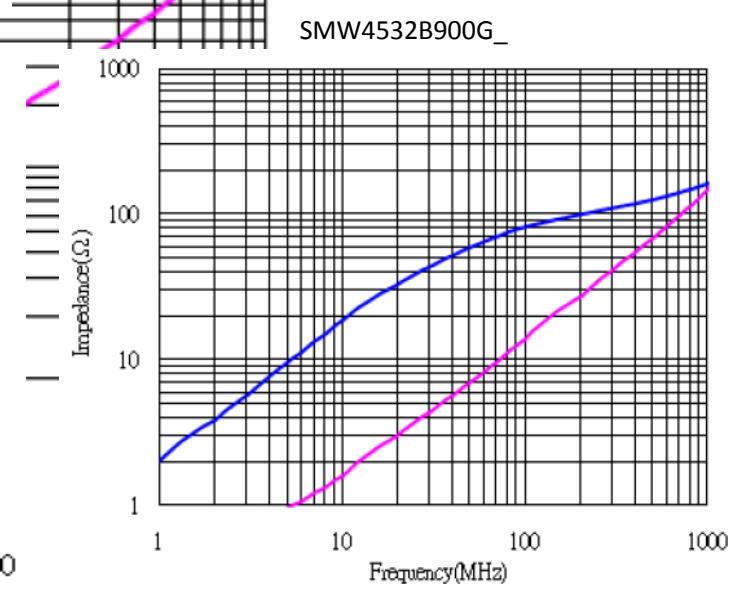
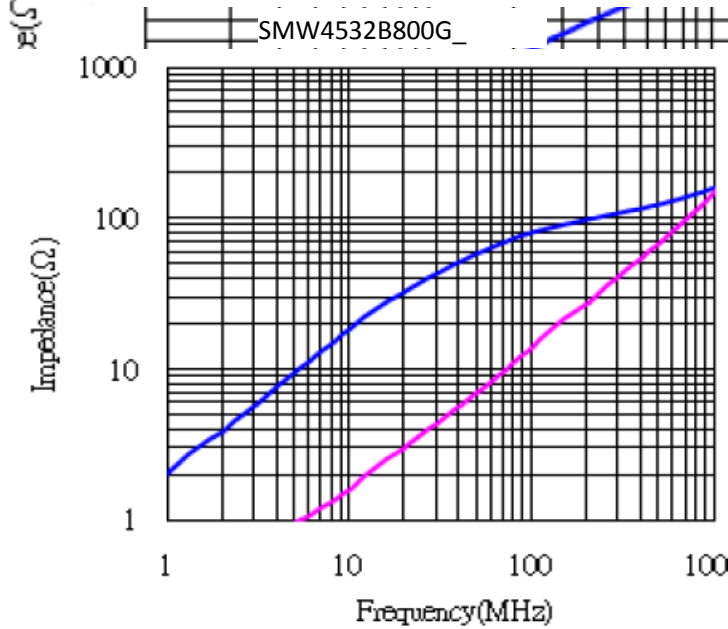
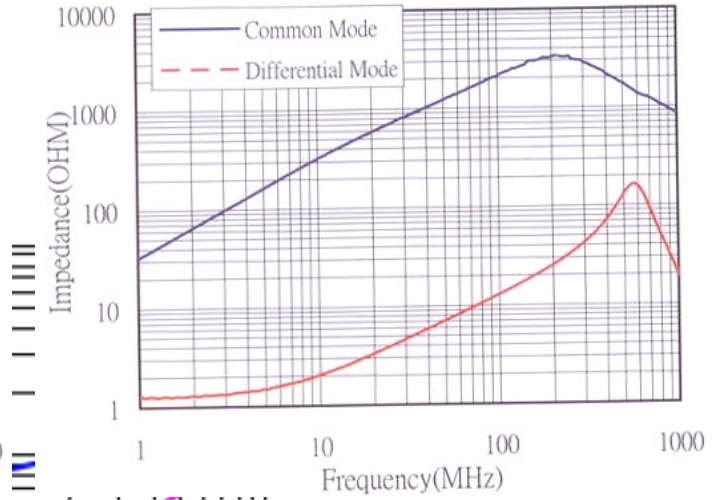
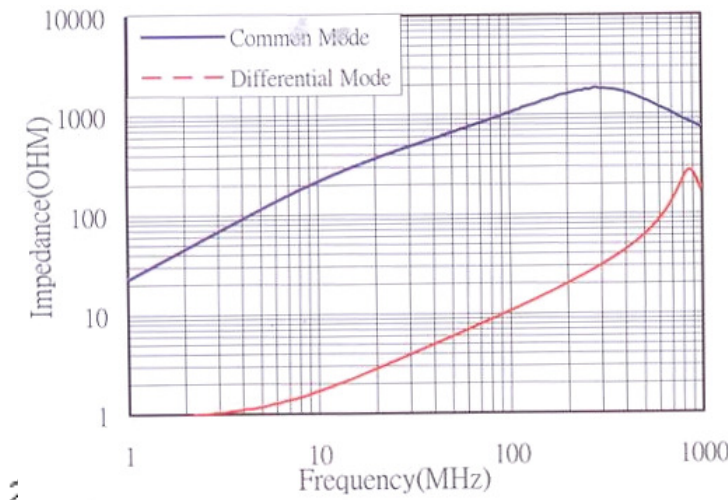
SMW2012B361C_



SMW2012B371C_

SMW3216B900D_

SMW3216B160C_

SMW3216B261B_

SMW3216B601B_


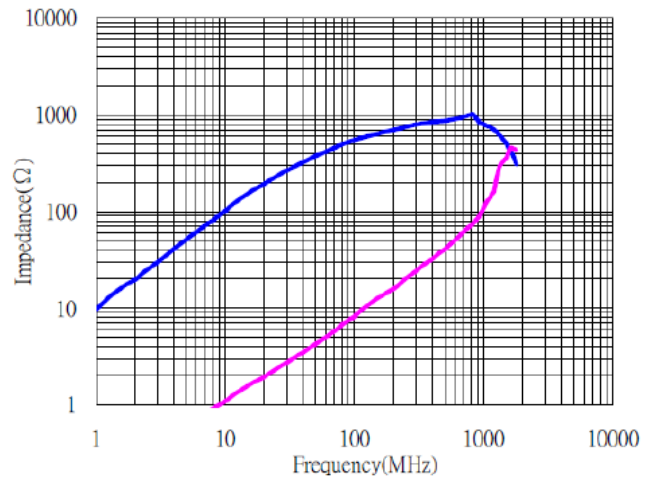
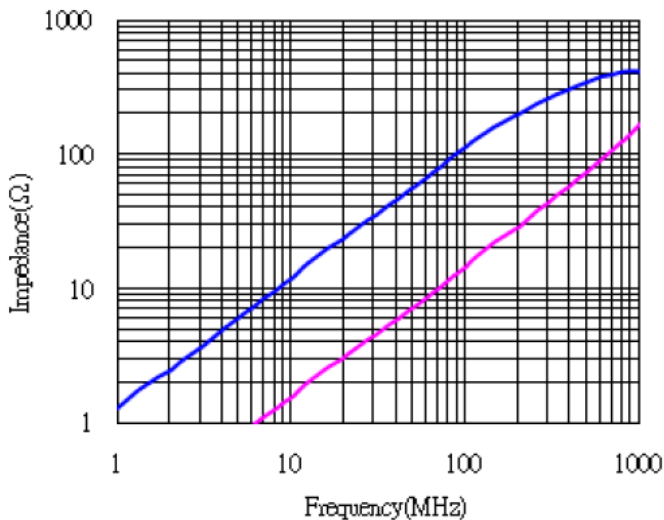
SMW3216B102A_

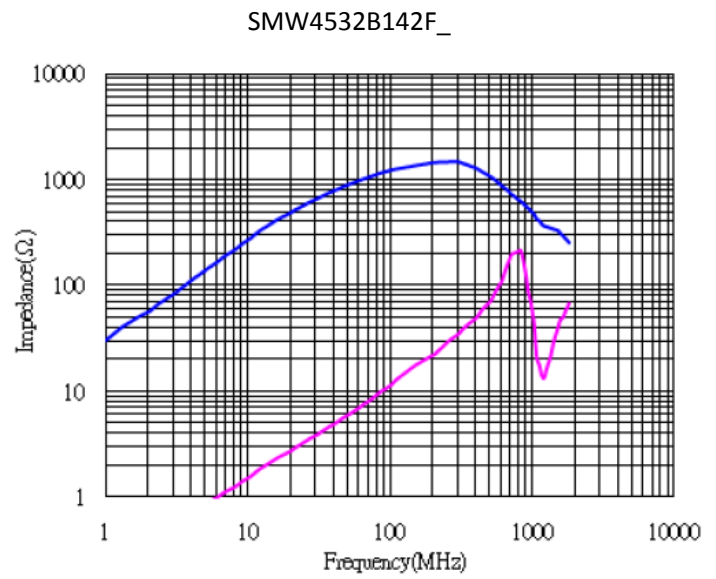
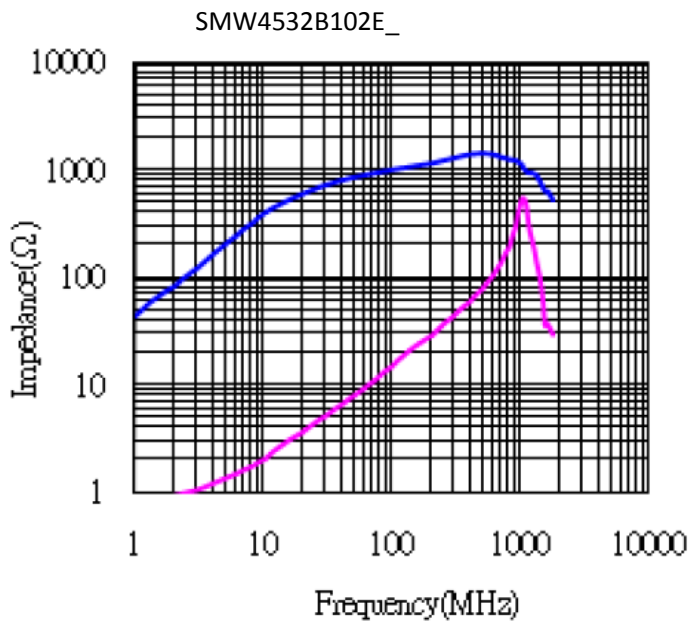
SMW3216B222A_



SMW4532B121G

SMW4532B601G





◆ Package

Size EIA (EIA)	1608 (0603)	2012 (0805)	3216 (1206)	4532 (1812)
Standard Packing Quantity (pcs / reel)	2,000	2,000	2,000	2,000

X-ON Electronics

Largest Supplier of Electrical and Electronic Components

Click to view similar products for [Common Mode Chokes / Filters](#) category:

Click to view products by [Sunltech](#) manufacturer:

Other Similar products are found below :

[74279408](#) [PE-62911NL](#) [PE-64683](#) [RD5122-6-9M6](#) [RGCMF1210900H3T](#) [ST6118T-R](#) [FE3X025-10-7NL](#) [T8114NLT](#) [RD5122-10-6M0](#)
[TCM0806G-350-2P-T](#) [TCM0806G-650-2P-T](#) [B2013FNLT](#) [IND-0110](#) [UAL21V07012500](#) [UAL21VR0802000](#) [UAL24VR06500CH](#)
[UALSC023000000](#) [UALSC1020JH000](#) [UALSC1520JH000](#) [UALSU10VR15019](#) [UALSU9HF060300](#) [UALSU9VD070100](#) [36-00037](#)
[5701610000](#) [UALW21HS200290](#) [UALW21HS072450](#) [UALSU9VD070400](#) [UALSU9HF050500](#) [UALSU9H0208000](#) [UAL24VK06450CH](#)
[PLT10HH401100PNB](#) [PLT10HH1026R0PNB](#) [PE-67531](#) [TLH10UB](#) [113 0R5](#) [2752045447](#) [CMS3-11-R](#) [7351V](#) [7408-RC](#) [CMF16-153131](#)
[744252510](#) [T8116NLT](#) [CMS2-10-R](#) [DLW44SN101SK2L](#) [FE2X10-4-2NL](#) [744253200](#) [744253101](#) [744252220](#) [TX8111NLT](#)
[UAL30VR3500470](#) [CTX01-19077-R](#)