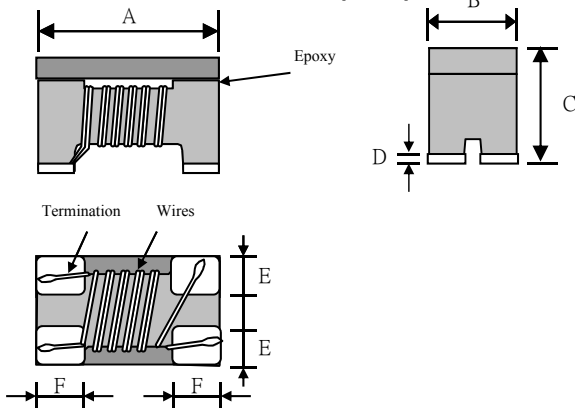


PACKING DIMENSIONS (mm)



3225	Dimensions
A	3.2 ± 0.2
B	2.5 ± 0.2
C	2.2 ± 0.2
D	0.2 ± 0.1
E	0.80 Typ
F	0.65 Typ

EXPLANATION OF PART NUMBERS

1	2	3	4	5	6	7	8	9	10	11	12
S	W	M	3	2	2	5	S	1	0	2	H
(1)			(2)			(3)					

- (1) Product name
- (2) Shapes and dimensions
- (3) Impedance 【 at 100MHz 】

102:1000 Ω

ELECTRICAL CHARACTERISTICS

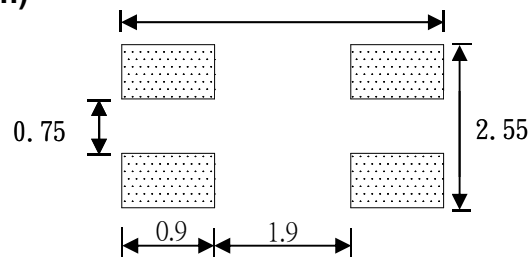
P/N	Z(Ω)	DCR (Ω)	Rated current	Rated Voltage	Insulation Resistance
	Common Mode				
	Impedance	[Max]	Idc(A)	Vdc	IR
	at 100MHz		[Max]	(V)Typical	(MΩ)Min.
SMW3225S102HTE	1000	0.35	1.2	50	10

Operating temperature : -25 to +85°C

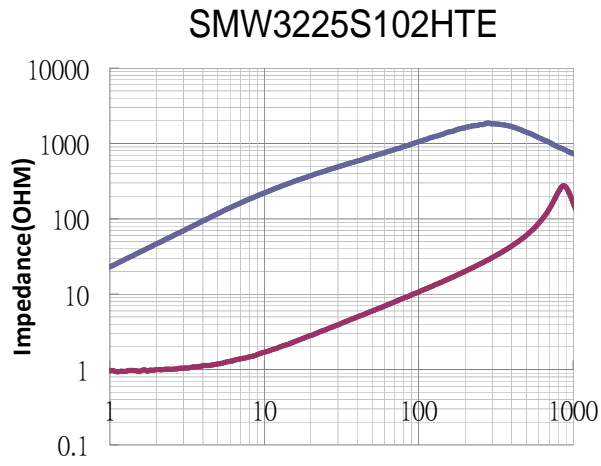
Storage temp. and humidity : -40 to +85°C ,70%RH max

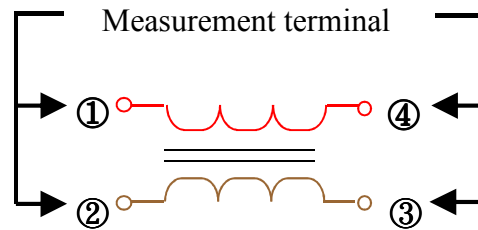
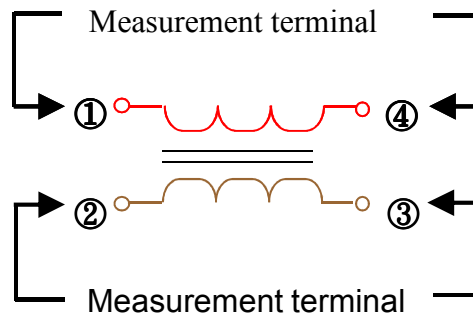
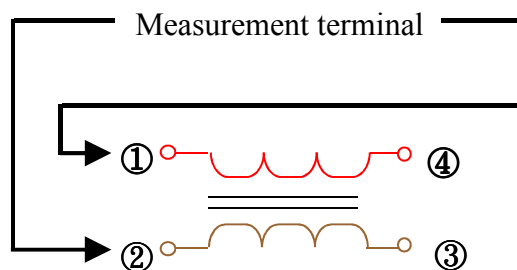
Typical Heat Rating DC Current would cause an approximately ΔT of 40°C

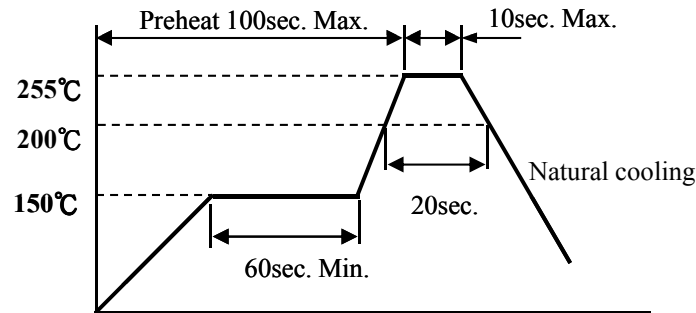
Recommended Footprint(mm)

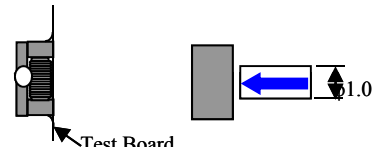


PERFORMANCE CURVES



Test Equipment
Impedance
Measured by using Agilent 4291A RF Impedance Analyzer.

DC Resistance
Measurement terminal
Measured by using Chroma 16502 mill ohm meter.

Insulation Resistance
Measured by using Chroma 19073
Measurement voltage : 50v ,Measurement time : 60 sec.


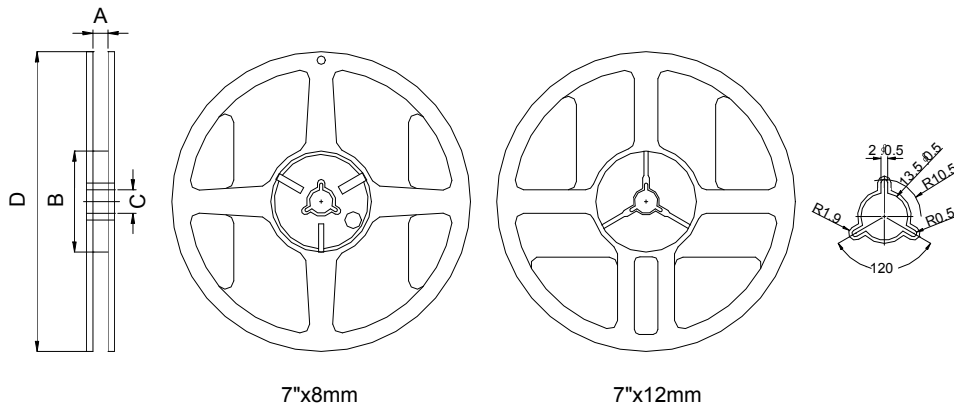
RECOMMENDED SOLDERING TEMP. GRAPH

MECHANICAL RELIABILITY

TEST	Specification & Requirement	Method Used
Solderability	The surface of terminal/pin tested shall be covered with new solder by 90%	Solder heat proof: Preheating: 150 ±10°C 60 seconds Soldering: 245 ±5°C for 4 ±1 sec
Solder Heat Resistance	Components should have not evidence of electrical and mechanical damage Impedance: within ±15% of initial value	Preheating: 150°C 60secs Solder temperature: 260±5°C Flux: rosin Dip time: 10±0.5 secs
Terminal strength	Series No.	F (Kg)
	1608	0.5
	2012	0.5
	3216	1.0
	3225	1.0
		Solder a chip to test substrate and then laterally apply a force in the arrow direction 

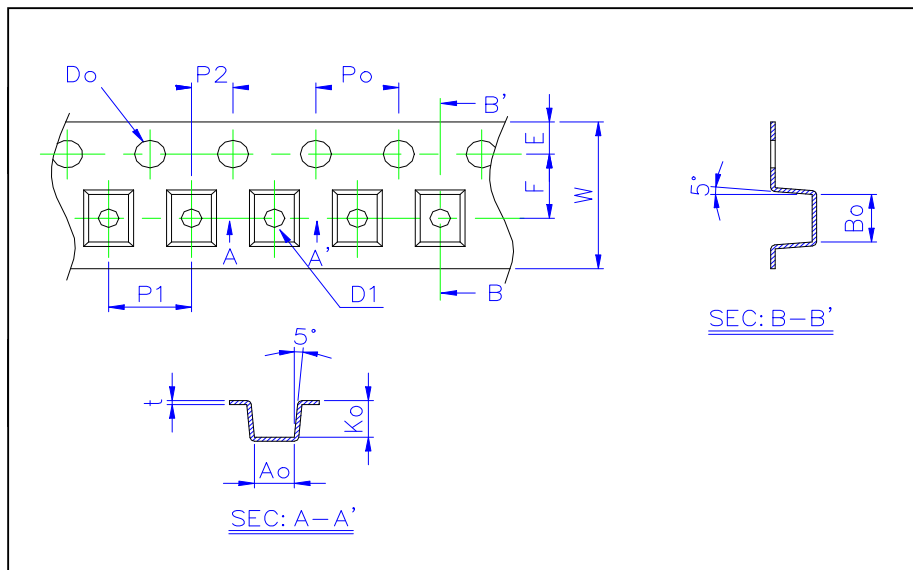
ENDURANCE RELIABILITY

TEST	Specification & Requirement	Method Used
Thermal Shock	Impedance change within ± 15% Without mechanical damage	-65°C, (30 mins) -> room temp. (2 mins) -> 125°C, (30 mins) -> room temp. (2 mins) 50 cycles
Humidity Resistance	Impedance change within ± 15% Without mechanical damage	Apply IDC current @ 60°C ambient Humidity: 90% Duration: 168 hrs
Low Temp. Storing	Impedance change within ± 15% Without mechanical damage	Storing Temp. -40 ±2 °C for total 168 +5/-0 hours
High Temp. Storing	Impedance change within ± 15% Without mechanical damage	Storing Temp. 125 ±2 °C for total 168 +5/-0 hours

Reel Dimension & Tape Dimension



Type	A(mm)	B(mm)	C(mm)	D(mm)
7''x8mm	9.0±0.5	60±2	13.5±0.5	178±2
7''x12mm	13.5±0.5	60±2	13.5±0.5	178±2



Size	Ao(mm)	Bo(mm)	Ko(mm)	W(mm)	E(mm)	F(mm)	Po(mm)	P1(mm)	Do(mm)
1608	1.65±0.10	1.00±0.10	1.18±0.10	8.00±0.20	1.75±0.10	3.50±0.05	4.0±0.05	4.0±0.10	none
2012	2.35±0.10	1.50±0.10	1.45±0.10	8.00±0.20	1.75±0.10	3.50±0.05	4.0±0.05	4.0±0.10	1.0±0.1
3216	3.50±0.10	1.88±0.10	2.10±0.10	8.00±0.20	1.75±0.10	3.50±0.05	4.0±0.05	4.0±0.10	1.0±0.1
3225	3.60±0.10	2.80±0.10	2.20±0.10	8.00±0.20	1.75±0.10	3.50±0.05	4.0±0.05	4.0±0.10	1.0±0.1

Packaging Quantity

Chip Size	3225
8mm/ Reel	1000

X-ON Electronics

Largest Supplier of Electrical and Electronic Components

Click to view similar products for [Common Mode Chokes / Filters](#) category:

Click to view products by [Sunltech](#) manufacturer:

Other Similar products are found below :

[74279408](#) [PE-62911NL](#) [PE-64683](#) [RD5122-6-9M6](#) [RGCMF1210900H3T](#) [ST6118T-R](#) [FE3X025-10-7NL](#) [T8114NLT](#) [RD5122-10-6M0](#)
[TCM0806G-350-2P-T](#) [TCM0806G-650-2P-T](#) [B2013FNLT](#) [IND-0110](#) [UAL21V07012500](#) [UAL21VR0802000](#) [UAL24VR06500CH](#)
[UALSC023000000](#) [UALSC1020JH000](#) [UALSC1520JH000](#) [UALSU10VR15019](#) [UALSU9HF060300](#) [UALSU9VD070100](#) [36-00037](#)
[5701610000](#) [UALW21HS200290](#) [UALW21HS072450](#) [UALSU9VD070400](#) [UALSU9HF050500](#) [UALSU9H0208000](#) [UAL24VK06450CH](#)
[PLT10HH401100PNB](#) [PLT10HH1026R0PNB](#) [PE-67531](#) [TLH10UB](#) [113 0R5](#) [2752045447](#) [CMS3-11-R](#) [7351V](#) [7408-RC](#) [CMF16-153131](#)
[744252510](#) [T8116NLT](#) [CMS2-10-R](#) [DLW44SN101SK2L](#) [FE2X10-4-2NL](#) [744253200](#) [744253101](#) [744252220](#) [TX8111NLT](#)
[UAL30VR3500470](#) [CTX01-19077-R](#)