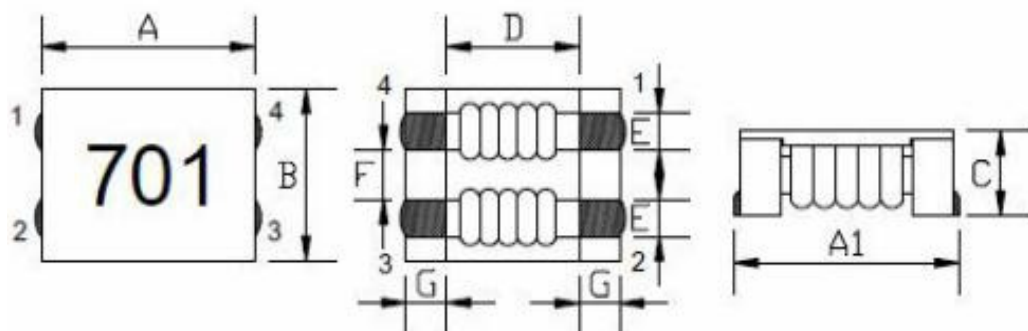
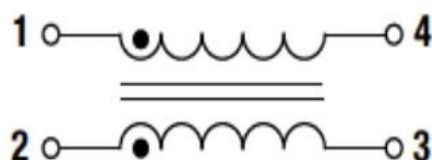


/DIMENSION (UNIT : mm)



A	9.0±0.5
A1	9.5±0.5
B	7.0±0.5
C	4.8Max
D	5.7Typ
E	1.5±0.2
F	2.0±0.2
G	1.7±0.2

/CIRCUIT DIAGRAM



ELECTRICAL CHARACTERISTIC

P/N	Z(Ω) @100MHz		RDC (mΩ) Max	Rated Current (A) Max	IR (MΩ) Min	Rated Voltage (V) Max	Mark
	Min	Typ					
SMW9070S301RTT	225	300	6	6.0	10	50	301
SMW9070S501PTT	450	600	8	5.0	10	50	501
SMW9070S701PTT	500	700	10	5.0	10	50	701
SMW9070S102NTT	750	1000	13	4.0	10	50	102
SMW9070S222KTT	1700	2200	60	2.5	10	50	222

測試儀器

注意事項

1. 平貼度为 0.10mmMax.
2. 特性测试方法

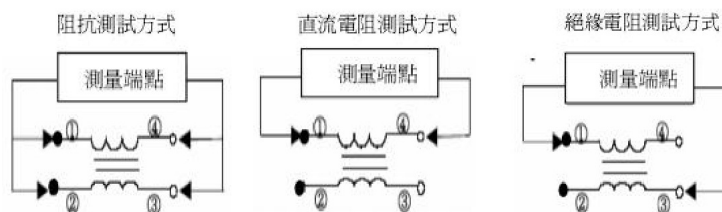
Z(Ω):HP4395A

RDC(Ω):CH502BC

Rated Current(A):CH1062A+CH1320

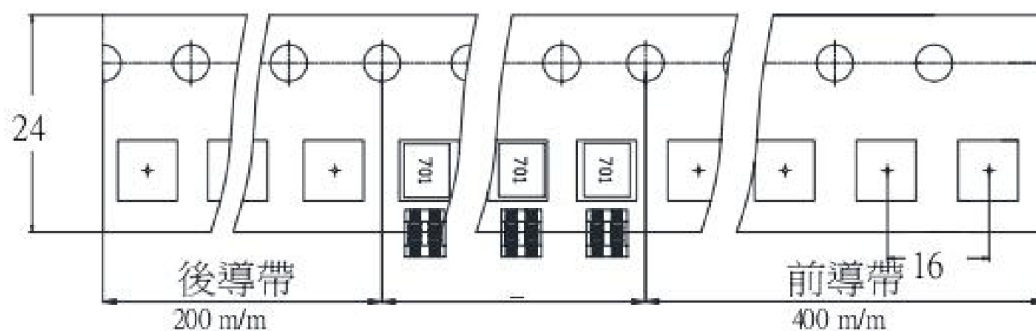
IR(MΩ):CH19073

Rated Voltage(V):CH9052



MATERIAL LIST

NO.	ITEM	DESCRIPTION	SUPPLIER
1	CORE	FERRITE	SINCORES OR EQ
2	WIRE	2UEW P180	ELEKTRISOLA OR EQ
3	膠帶	DM 膠帶	HENGRENXIN OR EQ
4	SOLDER	Sn Cu	SHENMAO OR EQ
5	EPOXY	ME-5890	PENGNO OR EQ
6	INK	黑色	BON MARK

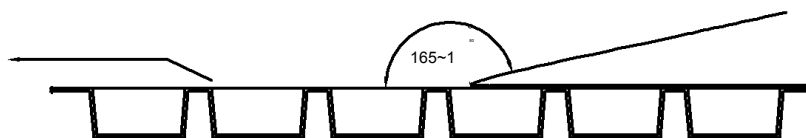
TAPING SPECIFICATIONS


起始字需对准定位孔, 印字仅供参考

Transparent carrier and cover tape/透明載帶和覆蓋帶

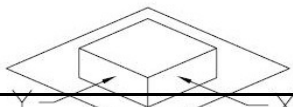
Adhesive strength of cover tape is 20 to 120 gf

The conduction band direction

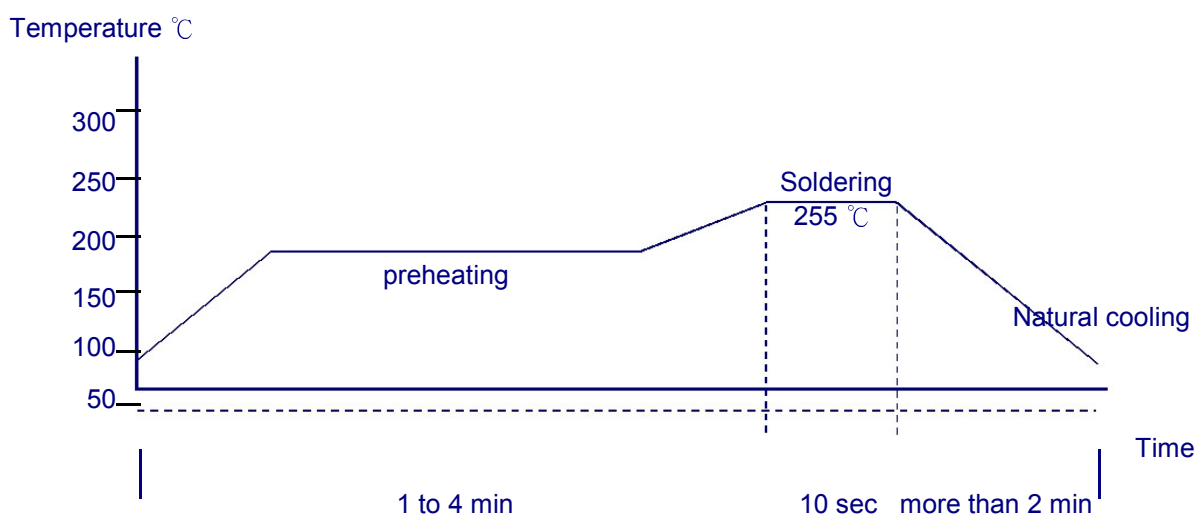


RELIABILITY TESTING

Operating Temperature	- 30 to + 100 °C (Contain Heating coil)
Appearance Inspection	No external defects by visual inspection
Terminal Strength	After soldering , between copper plaet and terminals of coils , push in two directions of X , Y with standing 10N(1.02kg) for10+/-2 sec. Terminal should not peel off. (Refer to figure at right)
Heat endurance of reflow soldering	Refer to figure
Insulating resistance	Over 100 MΩ at 100V D.C . between wire and core .
Dielectric Strength	Apply at 0.5KV 3mA for 1 minute between wire and core .
Temperature characteristics	Inductance coefficient (0~2,000) × 10 / °C (- 30 ~ + 100 °C)
Humidity characteristics	Inductance deviation within ± 10% , after 96 hours in 90~95% relative humidity at 40 ± 2 °C and 1 hours drying under normal condition .


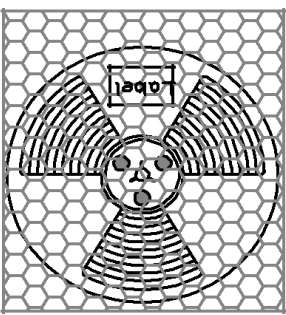

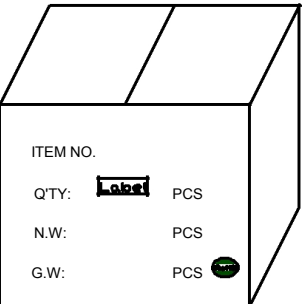


A test is made under the above mentioned condition , and it is kept for 2 hours in the normal

IR Reflow profile


Temperature and humidity . After that , no mechanical and electrical defect should be found .

七. 包装方式/PACKING LIST

	<p>1、轮盘规格：13"(直径 330mm) 数量：700PCS/盘</p> <p>作业说明：A.摆料方向为字首朝导带孔. B.载带尾部用美纹胶纸固定.</p>
	<p>2、数量：700PCS/袋.</p> <p>作业说明:编带检查好的产品装进 PE 中.</p>
	<p>3、数量：1400PCS/盒</p> <p>作业说明：标签朝上装入内盒里面，将内盒盖扣好.</p>
	<p>4、数量：7000PCS/箱.</p> <p>作业说明：A.先将内、外箱底部封好，内箱装进外箱里面. B.将内盒装进内、外箱里面，并用透明胶带封好外箱顶部. C.在外箱位置贴一张外箱标签. D.当尾数箱不足一整箱时需用内盒或填充物装满.</p>

X-ON Electronics

Largest Supplier of Electrical and Electronic Components

Click to view similar products for [Common Mode Chokes / Filters](#) category:

Click to view products by [Sunltech](#) manufacturer:

Other Similar products are found below :

[74279408](#) [PE-62911NL](#) [PE-64683](#) [RD5122-6-9M6](#) [RGCMF1210900H3T](#) [ST6118T-R](#) [FE3X025-10-7NL](#) [T8114NLT](#) [RD5122-10-6M0](#)
[TCM0806G-350-2P-T](#) [TCM0806G-650-2P-T](#) [B2013FNLT](#) [IND-0110](#) [UAL21V07012500](#) [UAL21VR0802000](#) [UAL24VR06500CH](#)
[UALSC023000000](#) [UALSC1020JH000](#) [UALSC1520JH000](#) [UALSU10VR15019](#) [UALSU9HF060300](#) [UALSU9VD070100](#) [36-00037](#)
[5701610000](#) [UALW21HS200290](#) [UALW21HS072450](#) [UALSU9VD070400](#) [UALSU9HF050500](#) [UALSU9H0208000](#) [UAL24VK06450CH](#)
[PLT10HH401100PNB](#) [PLT10HH1026R0PNB](#) [PE-67531](#) [TLH10UB](#) [113 0R5](#) [2752045447](#) [CMS3-11-R](#) [7351V](#) [7408-RC](#) [CMF16-153131](#)
[744252510](#) [T8116NLT](#) [CMS2-10-R](#) [DLW44SN101SK2L](#) [FE2X10-4-2NL](#) [744253200](#) [744253101](#) [744252220](#) [TX8111NLT](#)
[UAL30VR3500470](#) [CTX01-19077-R](#)