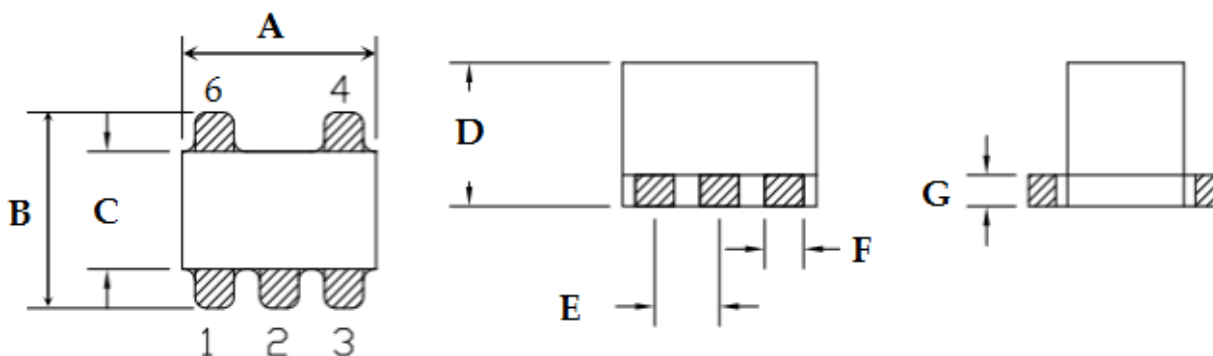


RF Balun Transformer, 1: 2CT Flux Coupled Transformer
Features:

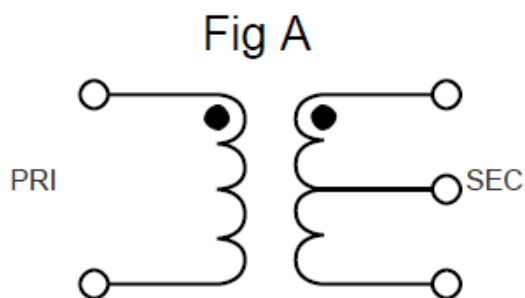
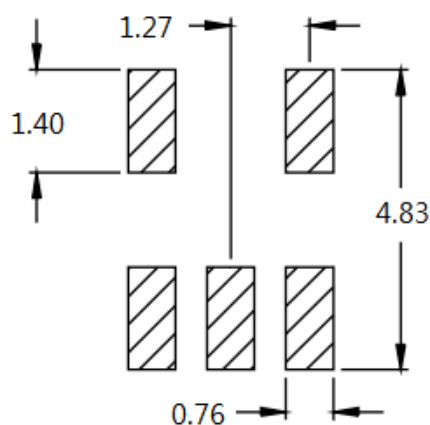
- ◆ 1: 2CT Impedance
- ◆ 50Ω Characteristic Impedance
- ◆ Frequency: 0.3to500 MHz
- ◆ RF power: 0.25W
- ◆ DC current: 30mA
- ◆ Operating temperature range: -40°C to +85°C
- ◆ Storage temperature range: -55°C to +100°C


Applications:

- ◆ For broadband and wireless communications
- ◆ For VHF/UHF receivers/transmitters and push-pull amplifiers

Dimension Diagram (Unit:mm) :


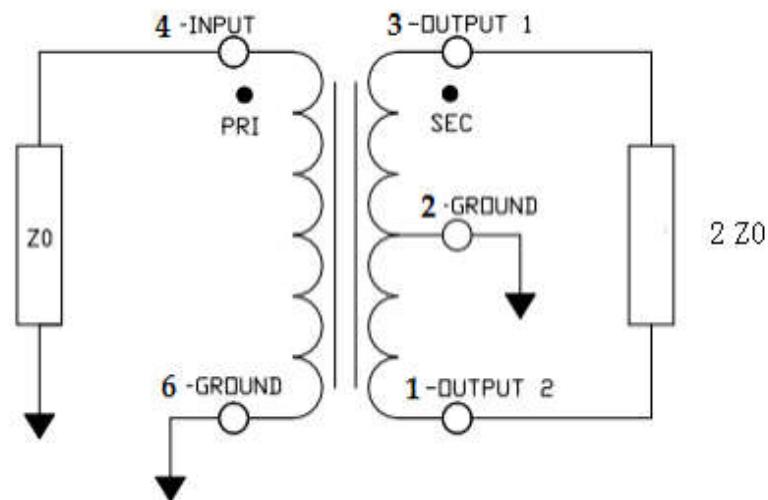
$$A=3.80\pm 0.20 \quad B=3.80\pm 0.20 \quad C=2.30\pm 0.20 \quad D=2.80\pm 0.20 \quad E=1.27\pm 0.10 \quad F=0.76\pm 0.10 \quad G=0.60\pm 0.10$$

Electrical structure:

Recommended layout:


Pin configuration:

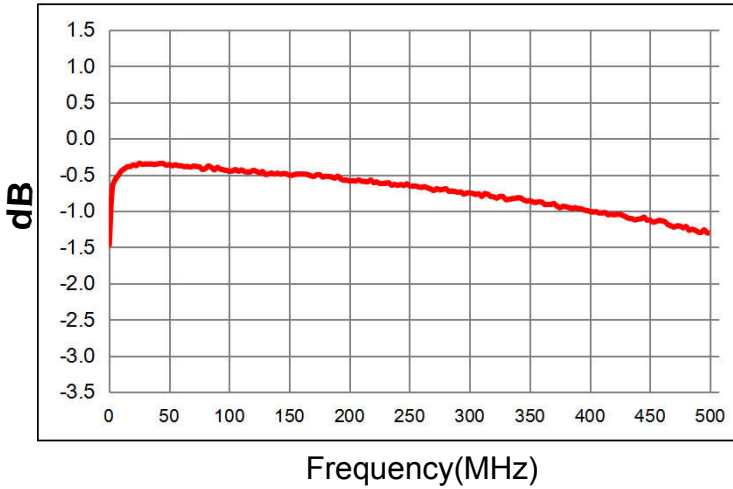
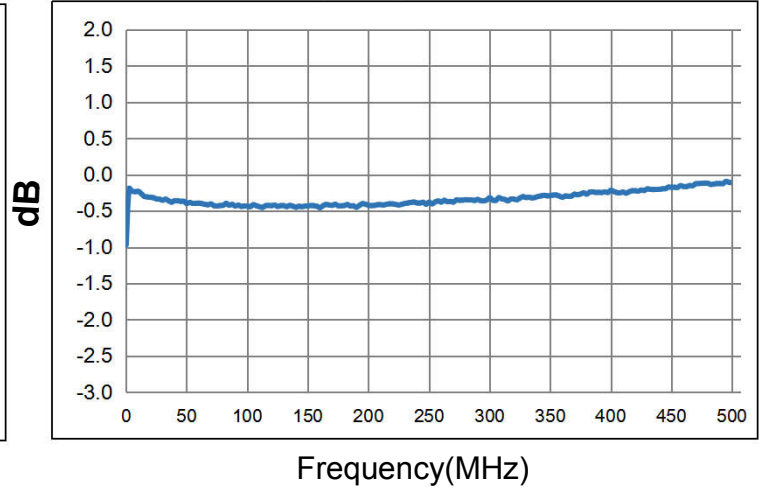
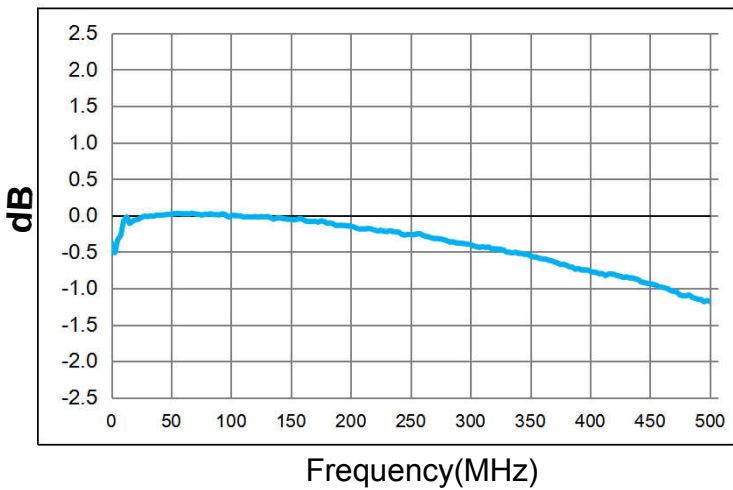
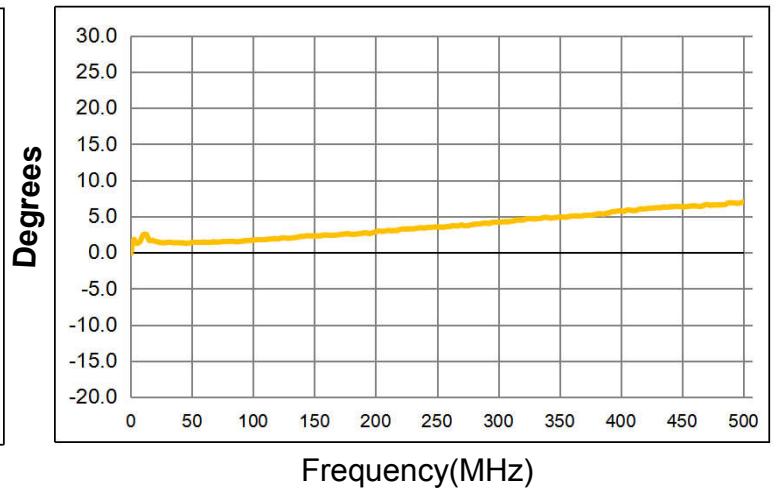
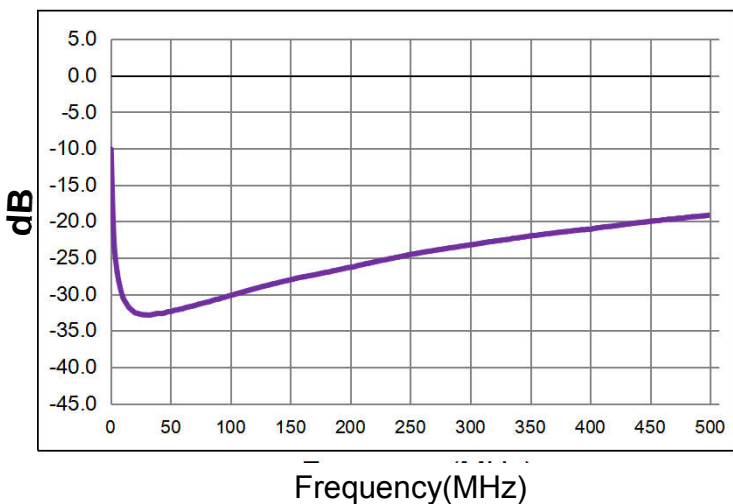
Pin No.	Function
1	Secondary (Output 2)
2	Centre tap (Ground)
3	Secondary dot (Output 1)
4	Primary dot (Input)
6	Primary (Ground)

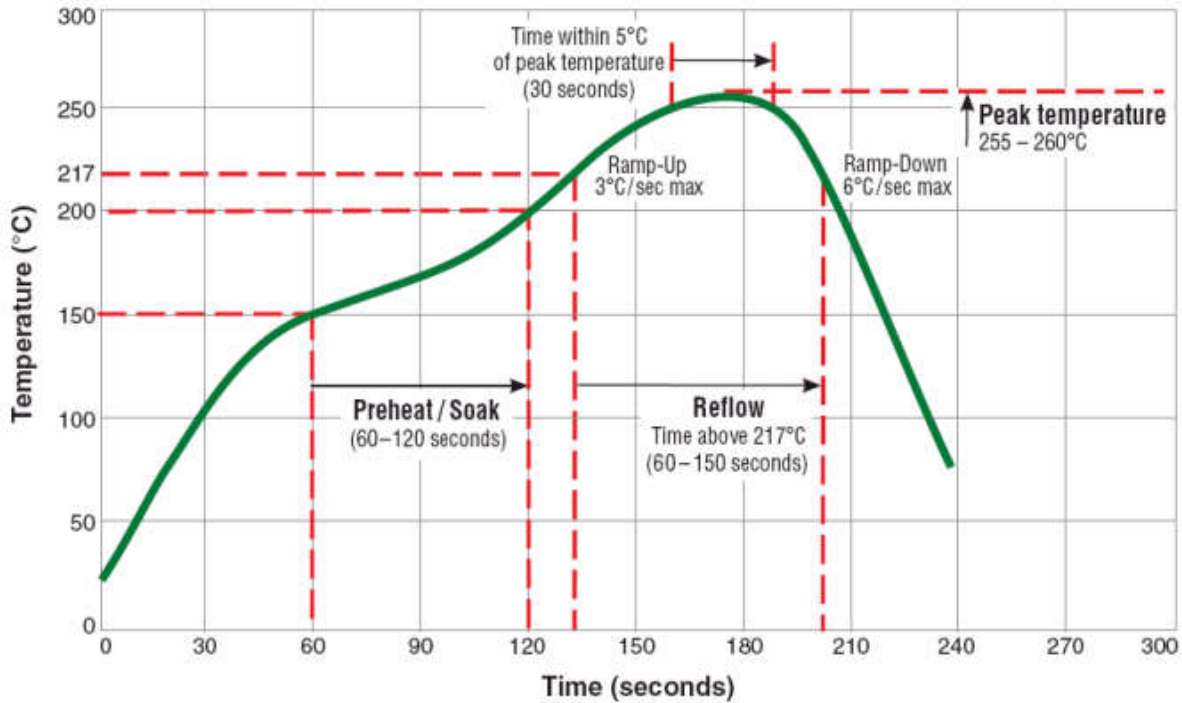
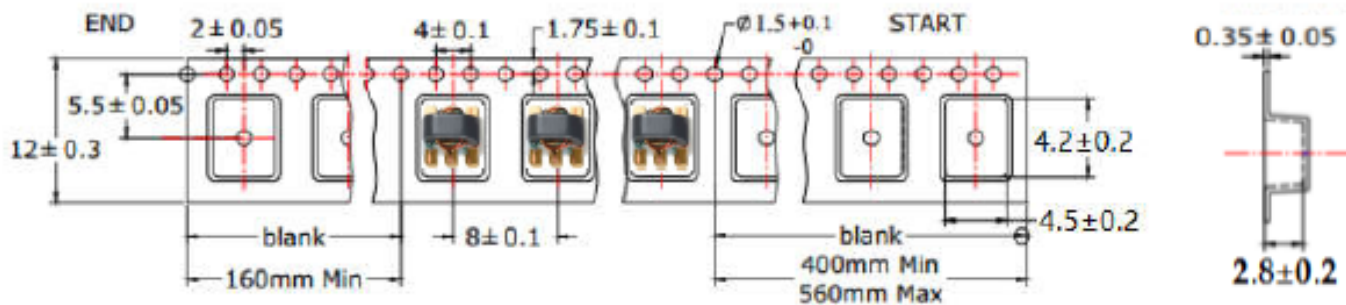
Application circuit :



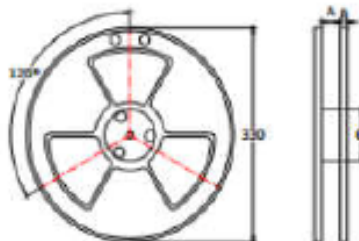
Electrical Specifications: $T_A=25^{\circ}\text{C}$ $Z_0=50\Omega$

Parameter	Test Conditions	Units	Min	Typ	Max
Main line Loss(out1)	0.3-500MHz	dB	—	1.50	2.50
Main line Loss(out2)	0.3-500MHz	dB	—	0.50	1.50
Amplitude Balance	0.3-500MHz	dB	—	± 1.5	± 2.00
Phase Balance	0.3-500MHz	$^{\circ}$	—	± 5.00	± 10.00
Input Return Loss	0.3-500MHz	dB	10.00	18.00	—

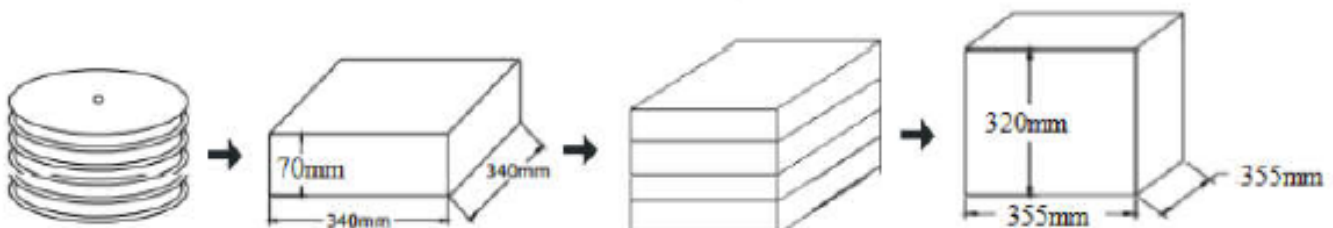
Main line Loss(out1)

Main line Loss(out2)

Amplitude Balance

Phase Balance

Input Return Loss


Recommended Soldering Temperature Graph:
Typical RoHS Reflow Profile

Packging Dimension For Caeier Tape(UNIT:mm):


QUANTITY
2000PCS/Reel
4 Reels/Middle Carton Middle Carton:
4 Middle Cartons/Big Carton
32000PCS/ Big Carton



SPEC	8	12	16	24
DIM A ± 0.1	8.5	12.5	16.5	24.5
DIM B ± 0.1	2.3	2.3	2.3	2.3
DIM C ± 0.1	100	100	100	100



X-ON Electronics

Largest Supplier of Electrical and Electronic Components

Click to view similar products for [Signal Conditioning](#) category:

Click to view products by [Sunltech](#) manufacturer:

Other Similar products are found below :

[MAPDCC0001](#) [MAPDCC0004](#) [PD0409J5050S2HF](#) [HHS-109-PIN](#) [AFS14A35-1591.50-T3](#) [DS-323-PIN](#) [DSS-313-PIN](#) [JP510S](#)
[LFB322G45SN1A504](#) [SF2159E](#) [FM-104-PIN](#) [CER0813B](#) [MAPDCC0005](#) [3A325](#) [BD0810N50100AHF](#) [JHS-115-PIN](#) [DC0710J5005AHF](#)
[DC2327J5005AHF](#) [LFB2H2G60BB1C106](#) [LFL15869MTC1B787](#) [X3C19F1-20S](#) [XC3500P-20S](#) [CDBLB455KCAX39-B0](#) [RF1353C](#) [051157-](#)
[0000](#) [PD0922J5050D2HF](#) [600S150FTRB](#) [1E1305-3](#) [1F1304-3S](#) [1G1304-30](#) [TP-103-PIN](#) [BD1222J50200AHF](#) [BD1722J50100AHF](#)
[2450DP39K5400E](#) [BD0810J50150AHF](#) [BD1722J50200AHF](#) [DSS-113-PIN](#) [DS-327-PIN](#) [MACP-008125-CK07F0](#) [DS-329-PIN](#) [DS-313-PIN](#)
[M38510/10304BCA](#) [TP-104-PIN](#) [HH-128-PIN](#) [JP506S](#) [XC0900P-10S](#) [XC0900B-30S](#) [CHS-134-PIN](#) [CHE1260-QAG](#) [11305-10](#)