

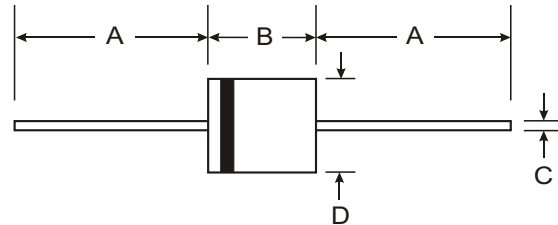
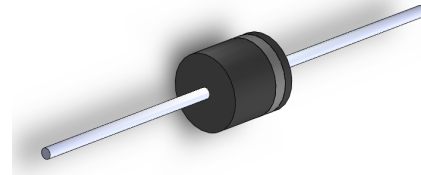
**VOLTAGE RANGE: 50 - 1000V**  
**CURRENT: 6.0 A**

### Features

- High Surge Current Capability
- Low Leakage and Forward Voltage Drop
- Plastic Material - UL Flammability Classification 94V-0
- Low Power Loss, High Efficiency

### Mechanical Data

- Case: R-6 Molded Plastic
- Terminals: Axial Leads, Solderable per MIL-STD-202, Method 208
- Polarity: Color Band Indicates Cathode
- Approx. Weight: 1.7 grams
- Mounting Position: Any



R-6		
Dim	Min	Max
A	25.4	—
B	8.6	9.1
C	1.2	1.3
D	8.6	9.1
All Dimensions in mm		

### Maximum Ratings and Electrical Characteristics

Ratings at 25° C ambient temperature unless otherwise specified. Single phase, half wave, 60Hz, resistive or inductive load.

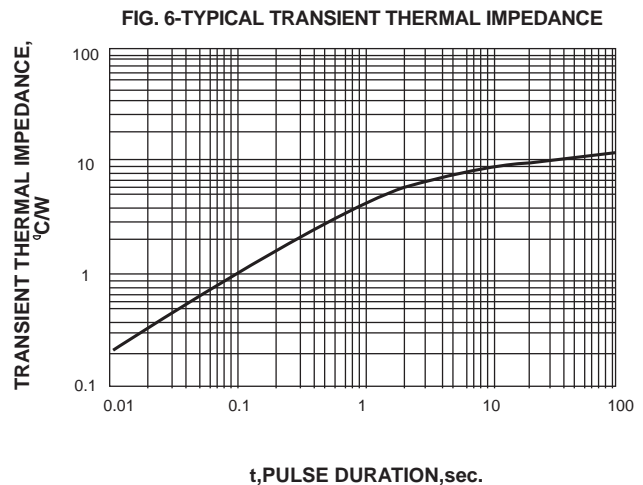
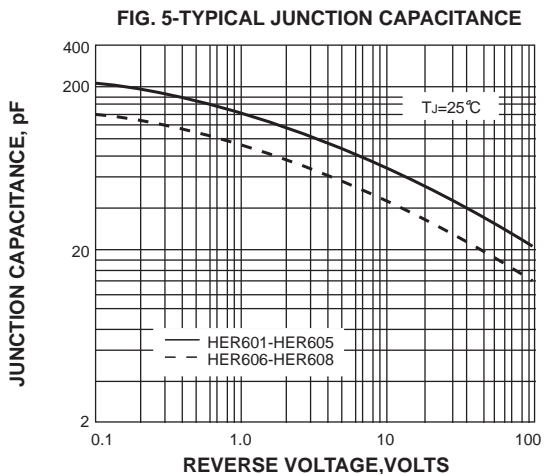
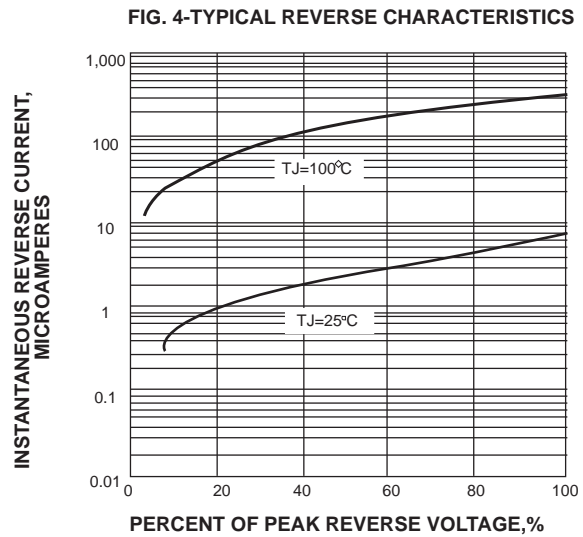
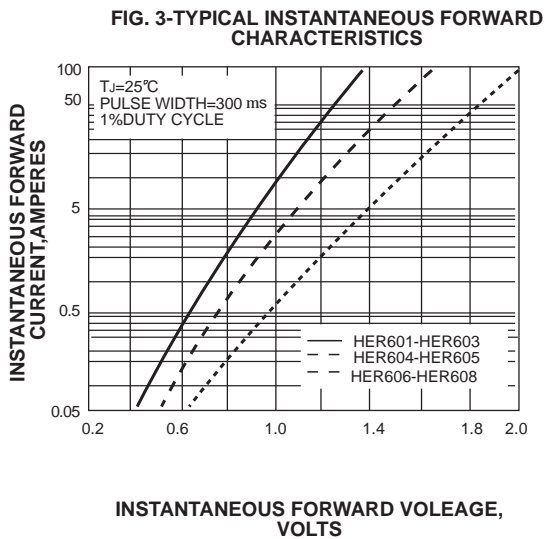
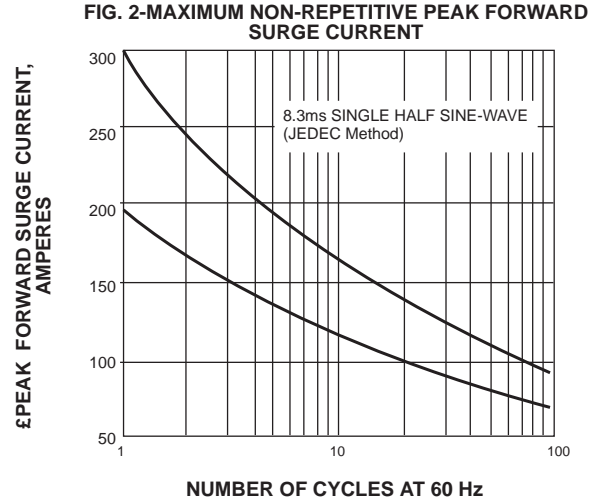
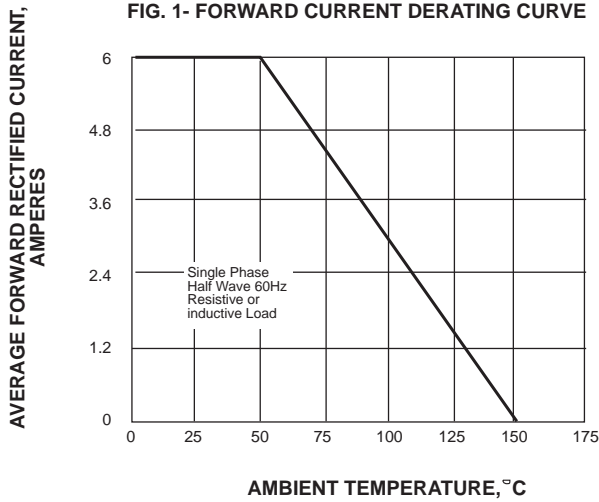
Characteristic	Symbol	HER 601	HER 602	HER 603	HER 604	HER 605	HER 606	HER 607	HER 608	Unit	
Peak Repetitive Reverse Voltage	$V_{RRM}$									V	
Working Peak Reverse Voltage	$V_{RWM}$	50	100	200	300	400	600	800	1000		
DC Blocking Voltage	$V_R$										
RMS Reverse Voltage	$V_{R(RMS)}$	35	70	140	210	280	420	560	700	V	
Average Rectified Output Current (Note 1) @ $T_A = 55^\circ\text{C}$	$I_O$	6.0								A	
Non-Repetitive Peak Forward Surge Current 8.3ms Single half sine-wave superimposed on rated load (JEDEC Method)	$I_{FSM}$	200								A	
Forward Voltage @ $I_F = 6.0\text{A}$	$V_{FM}$	1.0			1.3		1.7			V	
Peak Reverse Current @ $T_A = 25^\circ\text{C}$ At Rated DC Blocking Voltage @ $T_A = 100^\circ\text{C}$	$I_{RM}$	10.0				100					$\mu\text{A}$
Reverse Recovery Time (Note 2)	$t_{rr}$	50					75				nS
Typical Junction Capacitance (Note 3)	$C_j$	100					65				pF
Operating Temperature Range	$T_j$	-65 to +125								$^\circ\text{C}$	
Storage Temperature Range	$T_{STG}$	-65 to +150								$^\circ\text{C}$	

Note: 1. Leads maintained at ambient temperature at a distance of 9.5mm from the case

2. Measured with  $I_F = 0.5\text{A}$ ,  $I_R = 1.0\text{A}$ ,  $I_{RR} = 0.25\text{A}$ . See figure 5.

3. Measured at 1.0 MHz and applied reverse voltage of 4.0V D.C.

## RATINGS AND CHARACTERISTIC CURVES HER601 THRU HER608



## X-ON Electronics

Largest Supplier of Electrical and Electronic Components

*Click to view similar products for [Rectifiers](#) category:*

*Click to view products by [SUNMATE](#) manufacturer:*

Other Similar products are found below :

[70HFR40](#) [FR105 R0](#) [RL252-TP](#) [1N5397](#) [1N4005-TR](#) [1N4007-BP](#) [UFS120Je3/TR13](#) [20ETS12S](#) [RRE02VS6SGTR](#) [MS306](#) [A1N5404G-G](#)  
[CRF02\(T5L,TEMQ\)](#) [ACGRB207-HF](#) [CLH07\(TE16L,Q\)](#) [CLH03\(TE16L,Q\)](#) [1N5395-TP](#) [UES1302](#) [ACGRC307-HF](#) [ACEFC304-HF](#) [DZ-](#)  
[1380](#) [85HFR60](#) [40HFR60](#) [70HF120](#) [85HFR80](#) [SCF7500](#) [SM100](#) [ACGRA4001-HF](#) [SKN70/08](#) [NTE5819](#) [NTE5827](#) [NTE5828](#) [NTE5911](#)  
[NTE5915](#) [NTE6104](#) [NTE6163](#) [NTE6164](#) [NTE6165](#) [NTE6364](#) [TSD3G](#) [SET130312](#) [NRVUS110VT3G](#) [UES1106](#) [UES1306](#)  
[NRVUS240VT3G](#) [D5FE60-5063](#) [R4000GPS-TP](#) [D4015L56TP](#) [UES1306HR2](#) [FX20K120](#) [D20XB60-7101](#)