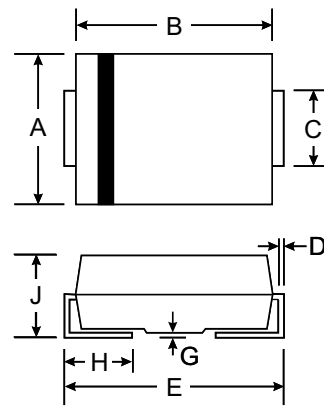


Features

- Low voltage overshoot
- Low on-state voltage
- Does not degrade surge capability after multiple surge events within limit
- Fails short circuit when surged in excess of ratings
- Low Capacitance

Mechanical Data

- Case: SMB/DO-214AA, Molded Plastic
- Terminals: Solder Plated Terminal -
- Solderable per MIL-STD-202, Method 208
- Polarity: None; Bi-Directional Devices Have No Polarity Indicator
- Weight: 0.093 grams (approx.)



SMB(DO-214AA)		
Dim	Min	Max
A	3.30	3.94
B	4.06	4.70
C	1.91	2.21
D	0.15	0.31
E	5.00	5.59
G	0.10	0.20
H	0.76	1.52
J	2.00	2.62
All Dimensions in mm		



Surge Ratings

Series	2/10 S ¹	8/20 S ¹	10/160 S ¹	10/560 S ¹	10/1000 S ¹	5/310 S ¹	I _{TSM} 50/60 Hz	di/dt
	2/10 S ²	1.2/50 S ²	10/160 S ²	10/560 S ²	10/1000 S ²	10/700 S ²		
	A min	A min	A min	A min	A min	A min	A min	Amps/ s max
B	250	250	150	100	80	100	30	500

Notes:

1. Current waveform in μ s
2. Voltage waveform in μ s

- Peak pulse current rating (I_{PP}) is repetitive and guaranteed for the life of the product.
- I_{PP} ratings applicable over temperature range of -40 C to +85 C
- The device must initially be in thermal equilibrium with -40°C < T_J < +150°C

Thermal Considerations

Symbol	Parameter	Value	Unit
T _J	Operating Junction Temperature Range	- 40 to + 150	°C
T _S	Storage Temperature Range	- 40 to +150	°C
R _{θJA}	Thermal Resistance: Junction to Ambient	90	°C/W

Part Number	V_{DRM} @ $I_{DRM}=5$ A	V_S @100V/ S	V_T @ $I_T=2.2$ A	I_S	I_T	I_H	C_0 1MHz	
	V min	V max	V max	mA max	A max	mA min	pF min	pF max
P0080SB	6	25	4	800	2.2	50	25	150
P0300SB	25	40	4	800	2.2	50	15	140
P0640SB	58	77	4	800	2.2	150	40	60
P0720SB	65	88	4	800	2.2	150	35	60
P0900SB	75	98	4	800	2.2	150	25	55
P1100SB	90	130	4	800	2.2	150	30	50
P1300SB	120	160	4	800	2.2	150	25	45
P1500SB	140	180	4	800	2.2	150	25	40
P1800SB	170	220	4	800	2.2	150	25	35
P2000SB	180	220	4	800	2.2	150	20	35
P2300SB	190	260	4	800	2.2	150	25	35
P2600SB	220	300	4	800	2.2	150	20	35
P3100SB	275	350	4	800	2.2	150	20	35
P3500SB	320	400	4	800	2.2	150	20	35
P4000SB	360	460	4	800	2.2	150	20	35
P4500SB	400	540	4	800	2.2	150	20	35
P5000SB	440	600	4	800	2.2	150	20	35

Notes:

- Absolute maximum ratings measured at $T_A=25$ C (unless otherwise noted).
- Devices are bi-directional.

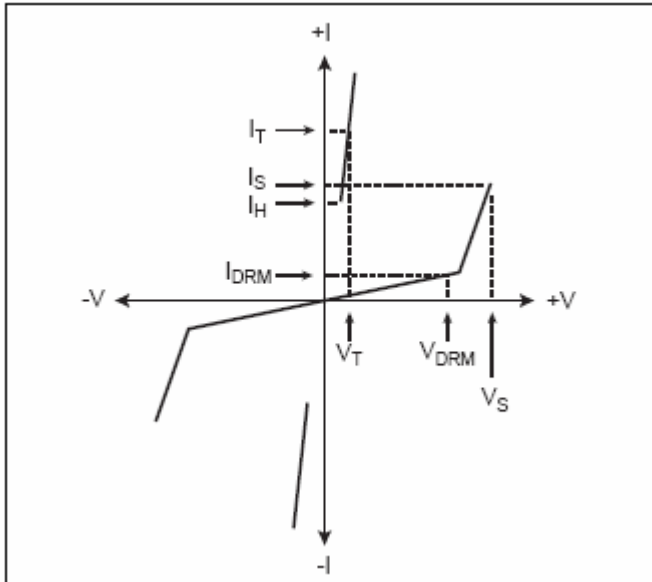


Figure1 V-I Characteristics

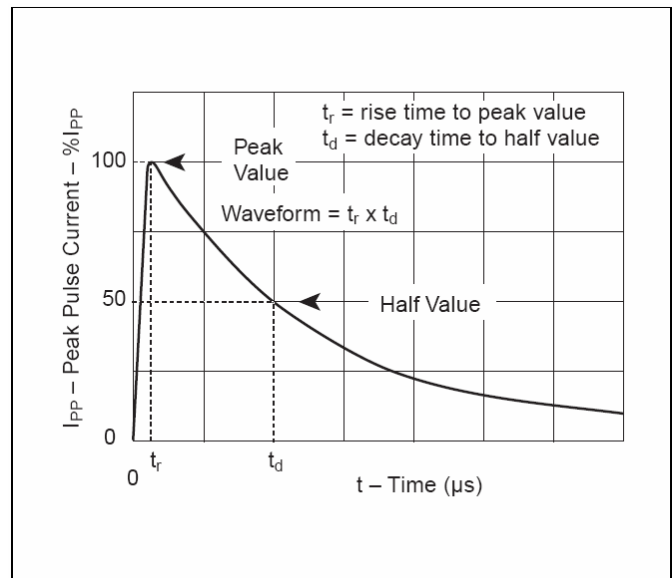


Figure2 $t_r \times t_d$ Pulse Wave-form

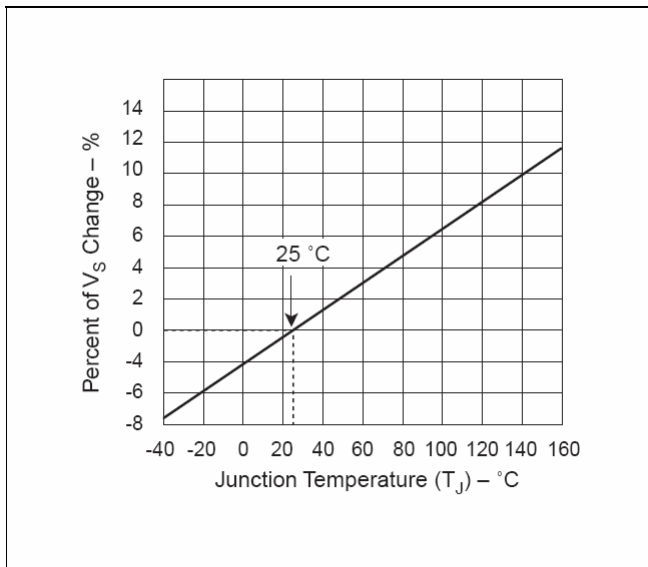


Figure3
Normalized V_S Change versus Junction Temperature

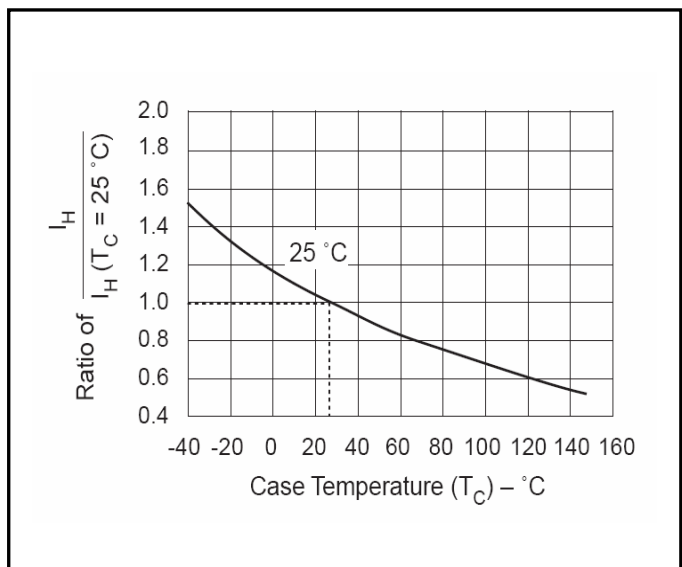


Figure4
Normalized DC Holding Current

X-ON Electronics

Largest Supplier of Electrical and Electronic Components

Click to view similar products for Thyristor Surge Protection Devices - TSPD category:

Click to view products by SUNMATE manufacturer:

Other Similar products are found below :

[TT700N22KOFTIMHPSA1](#) [TT820N16KOFTIMHPSA1](#) [P0080SB](#) [P0080TA](#) [BEP4200SC](#) [P0080SB](#) [P0080TA](#) [BS8000-N-C-F](#) [P0080TB](#)
[KP3100SC](#) [SPD9231A-2/TR](#) [P0080TA-MC](#) [P3500SC-R35](#) [BEP1800SB](#) [P0080SB](#) [BEP2300SC](#) [SKKH 72/08E](#) [NP3100SBT3G](#)
[SK20NHMH10](#) [P3800FNLTP](#) [TB2300L-13-F](#) [TB1500M-13-F](#) [P2300MEL](#) [TISP4030L1BJR-S](#) [P1301DF-1E](#) [B61089QDR](#) [P4800MEL](#)
[TISP4P035L1NR-S](#) [TISP4011H1BJR-S](#) [P6002AAL](#) [P2600SDLRP](#) [SKKH 72/16E](#) [SKKH 72/20E H4](#) [SKKH92/16E](#) [SKKH 106/16E](#)
[BEP3100TA](#) [TISP4015H1BJR-S](#) [TISP4015L1AJR-S](#) [TISP4015L1BJR-S](#) [TISP4025H1BJR-S](#) [TISP4030H1BJR-S](#) [TISP4030L1AJR-S](#)
[TISP4040H1BJR-S](#) [TISP4040L1AJR-S](#) [TISP4040L1BJR-S](#) [TISP4070H3BJR-S](#) [TISP4070J3BJR-S](#) [TISP4070M3BJR-S](#) [TISP4080M3BJR-S](#)
[TISP4125H3BJR-S](#)