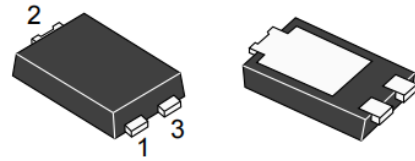


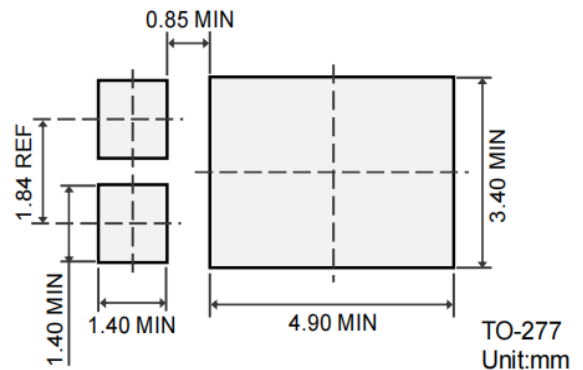
Features

- EXTREMELY LOW VF
- LOW STORED CHARGE, MAJORITY CARRIER CONDUCTION
- LOW POWER LOSS / HIGH EFFICIENCY
- UL 94V0 FLAME RETARDANT EPOXY MOLDING COMPOUND
- HALOGEN FREE

TO-277



Suggested Solder Pad Layout



Mechanical Data

- CASE : TRANSFER MOLDED
- LEADS :
- POLARITY : AS MARKED
- WEIGHT : 0.095 GRAMS (APPROXIMATELY)



Maximum Ratings and Electrical Characteristics T_A = 25°C unless otherwise specified

RATINGS	Symbol	SB1045L	SB1060L	SB10100L	UNITS
Maximum recurrent peak reverse voltage	V _{RRM}	45	60	100	V
Maximum RMS voltage	V _{RMS}	31.5	42	70	V
Maximum DC blocking voltage	V _{DC}	45	60	100	V
Maximum average forward rectified current at T _L (see fig.1)	I _O	10			A
Peak forward surge current 8.3ms single half sine-wave superimposed on rated load per leg	I _{FSM}	200			A
Storage temperature range	T _{STG}	- 65 TO + 175			°C
Operating junction temperature range	T _J	- 55 TO + 150			°C

Electrical Characteristics

Characteristics	SYMBOL	SB1045L	SB1060L	SB10100L	UNITS
Maximum forward voltage AT $I_F=10A$ $T_J=25^\circ C$ $T_J=125^\circ C$	VF	0.55	0.65	0.75	V
		0.45	0.55	0.70	
Typical forward voltage AT $I_F=1A$ $T_J=125^\circ C$		0.30	0.40	0.50	
Typical forward voltage AT $I_F=3A$ $T_J=125^\circ C$		0.37	0.45	0.58	
Typical forward voltage AT $I_F=5A$ $T_J=125^\circ C$		0.43	0.52	0.62	
Typical reverse current AT $25^\circ C$ perleg(NOTE1)	I_R	0.5			mA
Typical reverse current AT $125^\circ C$ perleg(NOTE1)	I_R	20			mA

Thermal Characteristics ($T_c=25^\circ C$ unless otherwise noted)

PARAMETER	SYMBOL	SB1045L	SB1060L	SB10100L	UNITS
Typical thermal resistance junction to case perleg	$R_{\theta jc}$	23			$^\circ C/W$

NOTES: 1. PULSE TEST: 300 μ S PULSE WIDTH, 1% DUTY CYCLE.



Ratings and Characteristic Curves $T_A = 25^\circ\text{C}$ unless otherwise noted

FIG. 1-FORWARD CURRENT DERATING CURVE

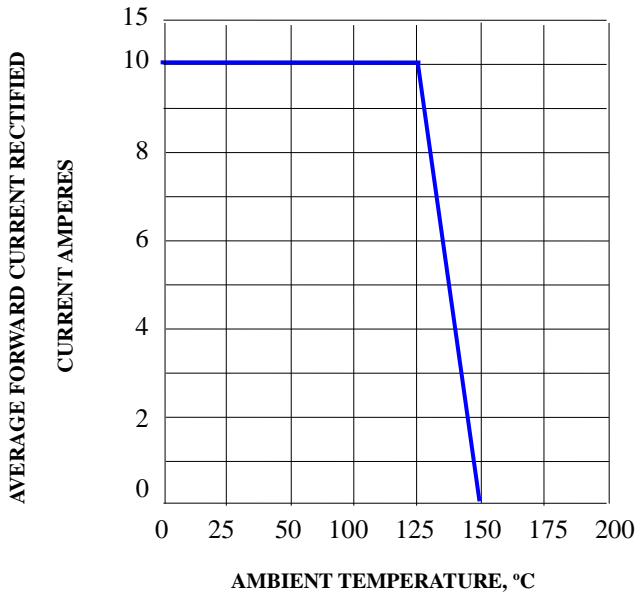


FIG. 2-MAXIMUM NON-REPETITIVE PEAK FORWARD SURGE RATING

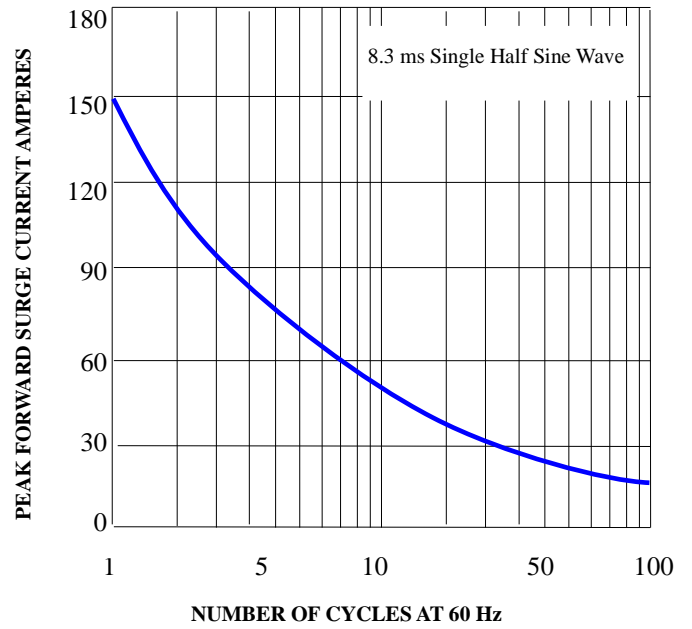


FIG. 3- TYPICAL REVERSE CHARACTERISTICS

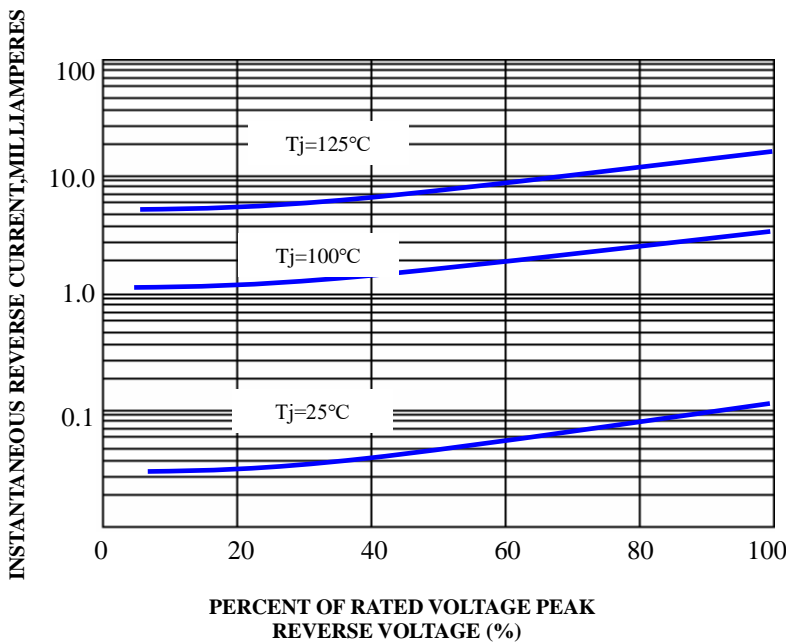
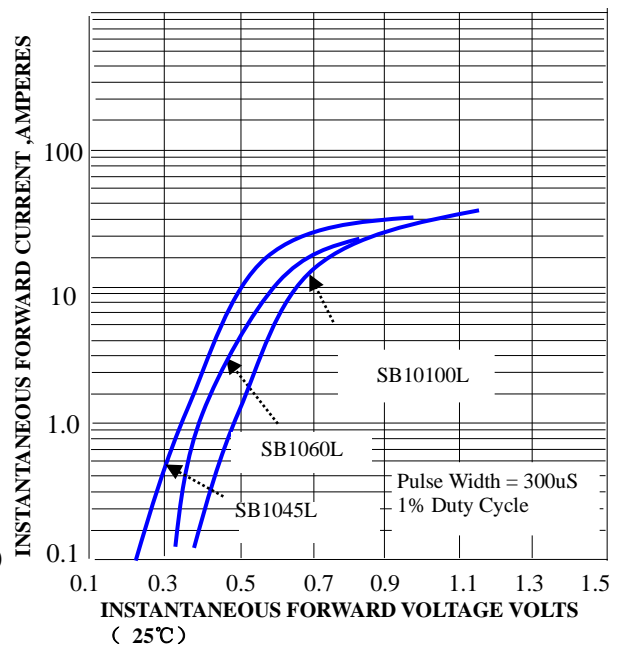


FIG. 4- TYPICAL INSTANTANEOUS FORWARD CHARACTERISTICS



X-ON Electronics

Largest Supplier of Electrical and Electronic Components

Click to view similar products for [Schottky Diodes & Rectifiers](#) category:

Click to view products by [SUNMATE](#) manufacturer:

Other Similar products are found below :

[MA4E2039](#) [MA4E2508M-1112](#) [MBR1545CT](#) [MMBD301M3T5G](#) [RB160M-50TR](#) [D83C](#) [BAS16E6433HTMA1](#) [BAT 54-02LRH E6327](#)
[NRVBAF360T3G](#) [NSR05F40QNXT5G](#) [NTE555](#) [JANS1N6640](#) [SK310-T](#) [SK34B-TP](#) [SS3003CH-TL-E](#) [GA01SHT18](#)
[CRS10I30A\(TE85L,QM](#) [MA4E2501L-1290](#) [MBRA140TRPBF](#) [MBRB30H30CT-1G](#) [BAT 15-04R E6152](#) [JANTX1N5712-1](#) [DMJ3940-000](#)
[SB007-03C-TB-E](#) [SK33B-TP](#) [NRVBB20100CTT4G](#) [NRVBM120LT1G](#) [NTSB30U100CT-1G](#) [VS-6CWQ10FNHM3](#) [CRG04\(T5L,TEMQ\)](#)
[ACDBA1100LR-HF](#) [ACDBA1200-HF](#) [ACDBA240-HF](#) [ACDBA3100-HF](#) [CDBQC0530L-HF](#) [CDBQC0240LR-HF](#) [ACDBA260LR-HF](#)
[ACDBA1100-HF](#) [MA4E2502L-1246](#) [10BQ015-M3/5BT](#) [NRVBM120ET1G](#) [CRS08TE85LQM](#) [PMAD1108-LF](#) [B120Q-13-F](#) [1N5819T-G](#)
[B0530WSQ-7-F](#) [PDS1040Q-13](#) [B160BQ-13-F](#) [SDM05U20CSP-7](#) [B140S1F-7](#)