

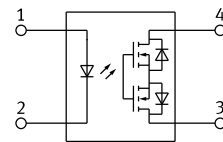
## Features

- Low-level off state leakage current of max. 1  $\mu$ A
- Low driver power requirements (TTL/CMOS Compatible)
- High reliability
- No moving parts
- 1500Vrms Input/Output isolation
- Arc-Free with no snubbing circuits
- SOP package 4 Pin type in miniature design  
(4.4×4.3×2.1mm / .173×.169×.083inch)
- The optically coupled input is controlled by a highly efficient GaAIAs infrared LED and MOS FETs on the output side.

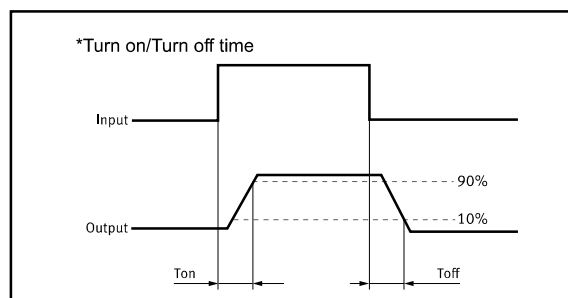


## Applications

- Telecommunications (PC, Electronic notepad)
- Measuring and Testing equipment
- Industrial control
- Security equipments
- High speed inspection machine



1. LED Anode
2. LED Cathode
- 3, 4. Drain (MOS FET)



## TYPES

Category	Output rating <sup>*1</sup>		Part No.	Packing quantity
	Load voltage	Load current	SOP	Tape and reel
AC/DC	60 V	0.2A	GAQY221S	1-reel: 1,000 pcs.

\* GAQY221s and GAQY212S are the same item, and their functional parameters are completely the same.

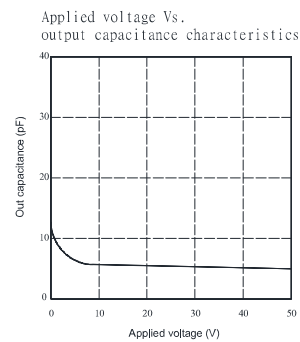
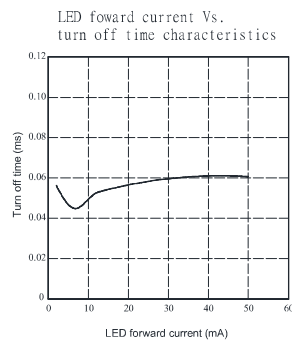
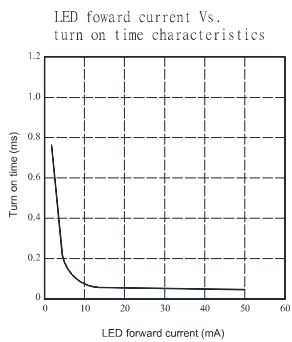
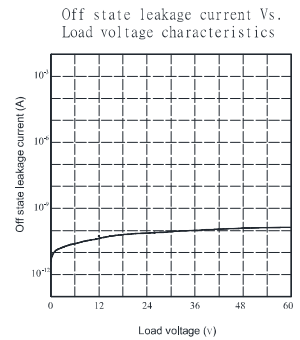
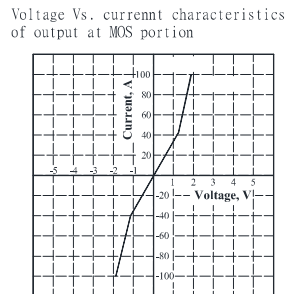
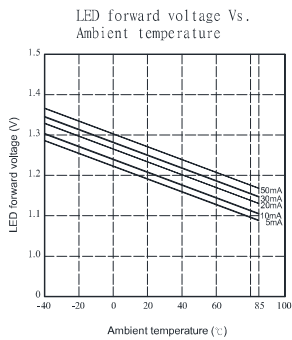
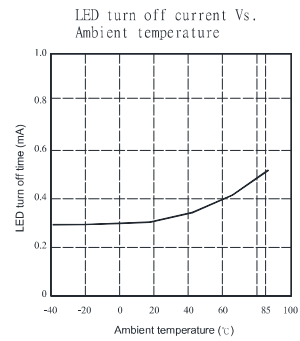
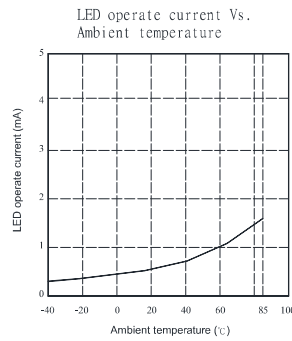
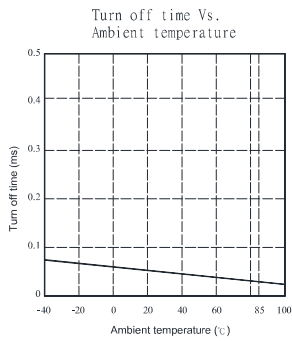
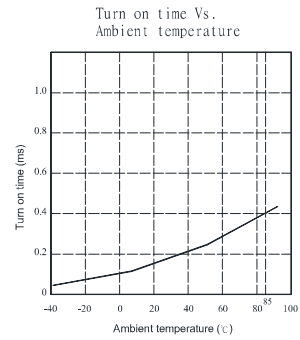
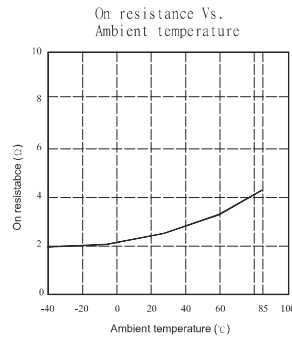
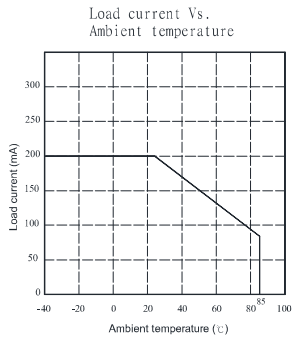
### Absolute Maximum Ratings (Ambient Temperature: 25°C)

Item		Symbol	Value	Units	Note
Input	Continuous LED Current	$I_F$	50	mA	
	Peak LED Current	$I_{FP}$	1000	mA	f=100Hz, duty=1%
	LED Reverse Voltage	$V_R$	5	V	
	Input Power Dissipation	$P_{In}$	75	mW	
Output	Load Voltage	$V_L$	60	V(AC peak or DC)	
	Load Current	$I_L$	200	mA	
	Peak Load Current	$I_{Peak}$	1.0	A	100ms(1 pulse)
	Output Power Dissipation	$P_{out}$	450	mW	
Total Power Dissipation		$P_T$	500	mW	
I/O Breakdown Voltage		$V_{I/O}$	1500	Vrms	RH=60%, 1min
Operating Temperature		$T_{opr}$	-40 to +85	°C	
Storage Temperature		$T_{stg}$	-40 to +100	°C	
Pin Soldering Temperature		$T_{sol}$	260	°C	10 sec max.

### Electrical Specifications (Ambient Temperature: 25°C)

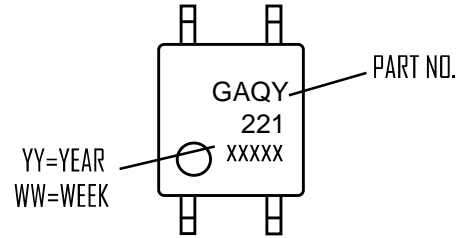
Item		Symbol	MIN.	TYP.	MAX.	Units	Conditions
Input	LED Forward Voltage	$V_F$		1.2	1.4	V	$I_F=10mA$
	Operation LED Current	$I_{Fon}$		0.5	2.0	mA	
	Recovery LED Current	$I_{Foff}$		0.35	0.5	mA	
	Recovery LED Voltage	$V_{Foff}$	0.7			V	
Output	On-Resistance	$R_{on}$		2	5	$\Omega$	$I_F=5mA, I_L=100mA$ , Time to flow is within 1 sec.
	Off-State Leakage Current	$I_{Leak}$			1	$\mu A$	$V_L=Rating$
	Output Capacitance	$C_{out}$		12		pF	$V_L=0, f=1MHz$
Transmission	Turn-On Time	$T_{on}$		0.15	0.5	ms	$I_F=5mA, I_L=100mA$ ,
	Turn-Off Time	$T_{off}$		0.05	0.5	ms	
Coupled	I/O Isolation Resistance	$R_{I/O}$	$10^{10}$			$\Omega$	DC500V
	I/O Capacitance	$C_{I/O}$		0.8	1.5	pF	f=1MHz

## Reference Data

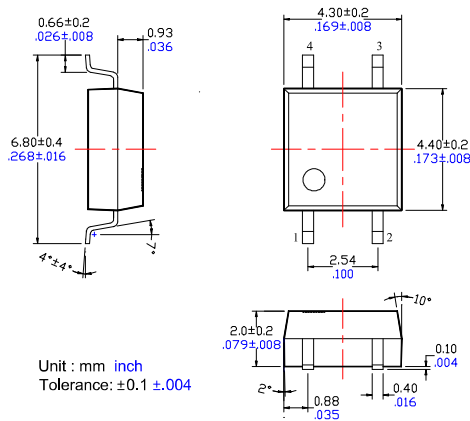


## Dimensions

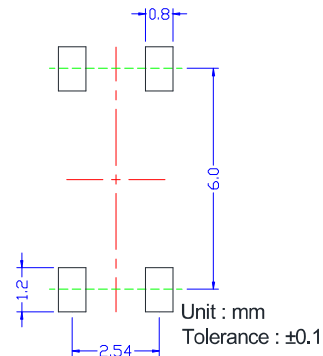
### 4-SOP



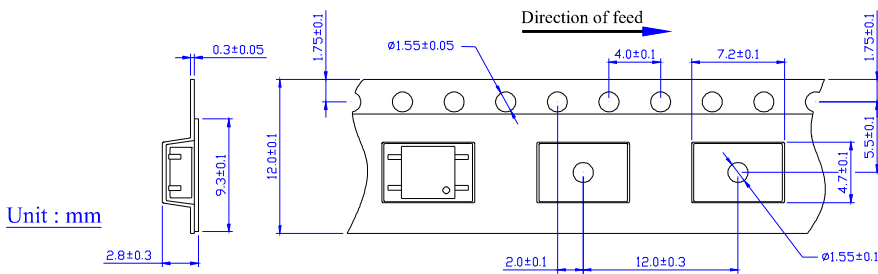
Surface mount terminal type




Recommended mounting pad (Top view)



Tape dimensions



Dimensions of tape reel



## X-ON Electronics

Largest Supplier of Electrical and Electronic Components

*Click to view similar products for [Solid State Relays - PCB Mount](#) category:*

*Click to view products by [SUPSiC](#) manufacturer:*

Other Similar products are found below :

[M86F-2W](#) [M90F-2W](#) [M90F-2Y](#) [901-SX](#) [G2-1A07-ST](#) [G2-1A07-TT](#) [G2-1B02-TT](#) [G2-DA06-ST](#) [PLA134S](#) [DS11-1005](#) [AQH3213J](#)  
[AQV112KLAXJ](#) [AQV210EHJ](#) [AQV212J](#) [AQV252GAJ](#) [AQY210ST](#) [AQY221N2SJ](#) [AQY221R2SJ](#) [EFR1200480A150](#) [901-7](#) [LCA220](#)  
[LCB110S](#) [1618400-5](#) [SR75-1ST](#) [AQV112KLJ](#) [AQV212AJ](#) [AQV212SXJ](#) [AQV238AD01](#) [AQV252GAXJ](#) [AQW414TS](#) [AQY212ST](#)  
[AQY221R2VJ](#) [AQY275AXJ](#) [AQY414SXE01](#) [G2-1A02-ST](#) [G2-1A03-ST](#) [G2-1A03-TT](#) [G2-1A05-ST](#) [G2-1A06-TT](#) [G2-1A23-TT](#) [G2-1B01-](#)  
[ST](#) [G2-1B01-TT](#) [G2-1B02-ST](#) [G2-DA03-ST](#) [G2-DA03-TT](#) [G2-DA06-TT](#) [3-1617776-2](#) [CTA2425](#) [LBA110S](#) [LBB110S](#)