

SURGiNG

紹 鑫 實 業



Voltage Dependent Resistor


压敏电阻

20D Series

Metal Oxide Varistors - 20D Series

Features

1. Wide operating voltage (V1mA) range from 8V to 1800V.
2. Fast responding to transient over-voltage.
3. Large absorbing transient energy capability.
4. Low clamping ratio and no following-on current.



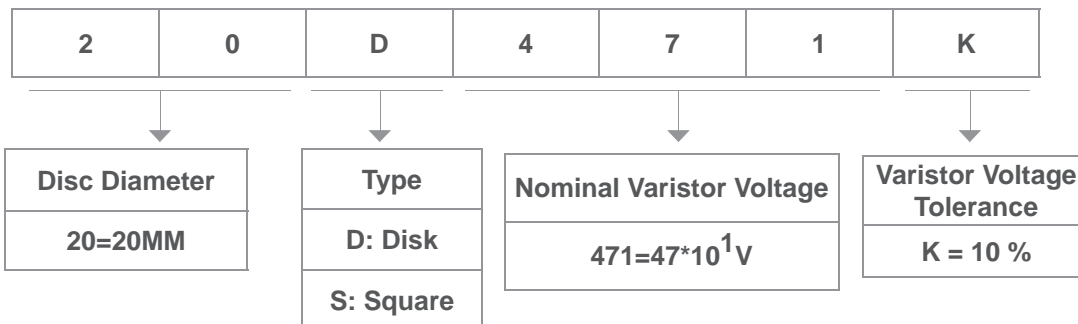
General Information

The MOV-20DxxxK Series of 20mm radial leaded varistor devices protects against overvoltage transients such as lightning, power contact and power induction. The metal oxide varistors offer a choice of varistor voltages from 18 V to 1800 V and Vrms voltages from 11 V to 1000 V. The devices have a high current handling, high energy absorption capability and fast response times to protect against transient faults up to rated limits.

General Characteristics

No Radioactive Material Storage Temperature: -55°C to +125°C
 Operating Temperature: -55°C to +85°C
 Body: Nickel Plated
 Leads: Surface-mount, Axial Devices: Tin Plated
 Devices with No Leads: Nickel Plated

Product Name



Metal Oxide Varistors - 20D Series

Electrical Characteristics

| Type Number | | Maximum Allowable Voltage | | Varistor Voltage | Maximum Clamping Voltage | | Withstanding Surge Current | | Maximum Energy (10/1000 μ s) | | Rated Power | Typical Capacitance (Reference) |
|-------------|------------|---------------------------|---------------------|----------------------|--------------------------|--------------------|----------------------------|--------------------|----------------------------------|-------------------|-------------|---------------------------------|
| Standard | High Surge | V _{AC} (V) | V _{DC} (V) | V _{1mA} (V) | I _P (A) | V _C (V) | I(A) Standard | I(A) High Surge | (J) Standard | (J) High Surge | (W) | @1KHz(pf) |
| 20D180K | 20D180KJ | 11 | 14 | 18(15~21.6) | 20 | 36 | 2000 | 3000 | 11 | 13 | 0.2 | 28500 |
| 20D220K | 20D220KJ | 14 | 18 | 22(19.5~26) | 20 | 43 | 2000 | 3000 | 14 | 16 | 0.2 | 18500 |
| 20D270K | 20D270KJ | 17 | 22 | 27(24~30) | 20 | 53 | 2000 | 3000 | 16 | 19 | 0.2 | 13000 |
| 20K330K | 20K330KJ | 20 | 26 | 33(29.5~36.5) | 20 | 65 | 2000 | 3000 | 23 | 24 | 0.2 | 11500 |
| 20D390K | 20D390KJ | 25 | 31 | 39(35~43) | 20 | 77 | 2000 | 3000 | 26 | 28 | 0.2 | 8500 |
| 20D470K | 20D470KJ | 30 | 38 | 47(42~54) | 20 | 93 | 2000 | 3000 | 30 | 34 | 0.2 | 7400 |
| 20D560K | 20D560KJ | 35 | 45 | 56(50~62) | 20 | 100 | 2000 | 3000 | 41 | 41 | 0.2 | 6500 |
| 20D680K | 20D680KJ | 40 | 56 | 68(61~75) | 20 | 135 | 2000 | 3000 | 46 | 49 | 0.2 | 5800 |
| 20D820K | 20D820KJ | 50 | 65 | 82(74~90) | 100 | 135 | 6500 | 10000 | 38 | 56 | 1.0 | 4900 |
| 20D101K | 20D101KJ | 60 | 85 | 100(90~110) | 100 | 165 | 6500 | 10000 | 45 | 70 | 1.0 | 4000 |
| 20D121K | 20D121KJ | 75 | 100 | 120(108~132) | 100 | 200 | 6500 | 10000 | 55 | 85 | 1.0 | 3300 |
| 20D151K | 20D151KJ | 95 | 125 | 150(135~165) | 100 | 250 | 6500 | 10000 | 70 | 106 | 1.0 | 2700 |
| 20D181K | 20D181KJ | 115 | 150 | 180(162~198) | 100 | 300 | 6500 | 10000 | 85 | 130 | 1.0 | 2200 |
| 20D201K | 20D201KJ | 130 | 170 | 200(180~220) | 100 | 340 | 6500 | 10000 | 95 | 140 | 1.0 | 2000 |
| 20D221K | 20D221KJ | 140 | 180 | 220(198~242) | 100 | 360 | 6500 | 10000 | 100 | 155 | 1.0 | 1800 |
| 20D241K | 20D241KJ | 150 | 200 | 240(216~264) | 100 | 395 | 6500 | 10000 | 108 | 168 | 1.0 | 1650 |
| 20D271K | 20D271KJ | 175 | 225 | 270(243~297) | 100 | 455 | 6500 | 10000 | 127 | 190 | 1.0 | 1500 |
| 20D301K | 20D301KJ | 190 | 250 | 300(270~330) | 100 | 500 | 6500 | 10000 | 136 | 210 | 1.0 | 1300 |
| 20D331K | 20D331KJ | 210 | 275 | 330(297~363) | 100 | 550 | 6500 | 10000 | 150 | 228 | 1.0 | 1200 |
| 20D361K | 20D361KJ | 230 | 300 | 360(324~396) | 100 | 595 | 6500 | 10000 | 163 | 255 | 1.0 | 1100 |
| 20D391K | 20D391KJ | 250 | 320 | 390(351~429) | 100 | 650 | 6500 | 10000 | 180 | 275 | 1.0 | 1000 |
| 20D431K | 20D431KJ | 275 | 350 | 430(387~473) | 100 | 710 | 6500 | 10000 | 190 | 305 | 1.0 | 930 |
| 20D471K | 20D471KJ | 300 | 385 | 470(423~517) | 100 | 775 | 6500 | 10000 | 220 | 350 | 1.0 | 850 |
| 20D511K | 20D511KJ | 320 | 415 | 510(459~561) | 100 | 845 | 6500 | 10000 | 220 | 360 | 1.0 | 780 |
| 20D561K | 20D561KJ | 350 | 460 | 560(504~616) | 100 | 925 | 6500 | 10000 | 220 | 380 | 1.0 | 710 |
| 20D621K | 20D621KJ | 385 | 505 | 620(558~682) | 100 | 1025 | 6500 | 10000 | 220 | 390 | 1.0 | 650 |
| 20D681K | 20D681KJ | 420 | 560 | 680(612~748) | 100 | 1120 | 6500 | 10000 | 230 | 400 | 1.0 | 600 |
| 20D751K | 20D751KJ | 460 | 615 | 750(675~825) | 100 | 1240 | 6500 | 10000 | 255 | 420 | 1.0 | 580 |
| 20D781K | 20D781KJ | 485 | 640 | 780(702~858) | 100 | 1290 | 6500 | 10000 | 265 | 440 | 1.0 | 560 |
| 20D821K | 20D821KJ | 510 | 670 | 820(738~902) | 100 | 1355 | 6500 | 10000 | 282 | 460 | 1.0 | 525 |
| 20D911K | 20D911KJ | 550 | 745 | 910(819~1001) | 100 | 1500 | 6500 | 10000 | 310 | 510 | 1.0 | 495 |
| 20D102K | 20D102KJ | 625 | 825 | 1000(900~1100) | 100 | 1650 | 6500 | 10000 | 342 | 565 | 1.0 | 480 |
| 20D112K | 20D112KJ | 680 | 895 | 1100(990~1210) | 100 | 1815 | 6500 | 10000 | 383 | 620 | 1.0 | 460 |
| 20D122K | 20D122KJ | 740 | 975 | 1200(1080~1320) | 100 | 2010 | 6500 | 10000 | 412 | 660 | 1.0 | 440 |
| 20D142K | 20D142KJ | 850 | 1100 | 1400(1260~1540) | 100 | 2255 | 6500 | 10000 | 470 | 725 | 1.0 | 415 |
| 20D152K | 20D152KJ | 900 | 1220 | 1500(135~1650) | 100 | 2475 | 6500 | 10000 | 529 | 815 | 1.0 | 400 |
| 20D162K | 20D162KJ | 1000 | 1280 | 1600(1440~1760) | 100 | 2640 | 6500 | 10000 | 606 | 896 | 1.0 | 330 |
| 20D182K | 20D182KJ | 1000 | 1465 | 1800(1620~1980) | 100 | 2970 | 6500 | 10000 | 625 | 660 | 1.0 | 320 |

Metal Oxide Varistors - 20D Series

| Electrical Rating | | | | |
|----------------------------|--|------------------|------------------|--|
| Item | Test Condition / Description | | | Requirement |
| Varistor Voltage | The voltage between two terminals with the specified measuring current 1mA. DC applied is call Vb. | | | To meet the specified value |
| Maximum Allowable Voltage | The recommended maximum sine wave voltage (RMS) or the maximum DC voltage can be applied continuously. | | | |
| Rated Wattaget | The maximum average power that can be applied within the specified ambient temperature. | | | |
| IEnergy | The maximum energy within the varistor voltage change of ±10% when one impulse of 10/1000µsec. or 2 msec. is applied. | | | |
| Withstanding Surge Current | The maximum current within the varistor voltage change of ±10% with the standard impulse current (8/20µsec.) applied one time. | | | $\frac{\Delta V_b}{V_b} \leq \pm 10\%$ |
| Surge Life | The change of Vb shall be measured after the impulse listed below is applied 10,000 times continuously with the interval of ten seconds at room temperature. | | | |
| | 5D series | 180K to 680K | 10A (8/20µsec.) | |
| | | 820K to 751K | 20A (8/20µsec.) | |
| | 7Dseries | 180K to 680K | 25A (8/20µsec.) | |
| | | 820K to 821K | 50A (8/20µsec.) | |
| | 10D series | 180K to 680K | 50A (8/20µsec.) | |
| | | 820K to 182K | 100A (8/20µsec.) | |
| | 14D series | 180K to 680K | 75A (8/20µsec.) | |
| | | 820K to 182K | 150A (8/20µsec.) | |
| | 20D series | 180K to 680K | 100A (8/20µsec.) | |
| 820K to 182K | | 200A (8/20µsec.) | | |

Metal Oxide Varistors - 20D Series

Current Energy and Power Dissipation Ratings

Should transients occur in rapid succession, the average power dissipation is the energy (watt-seconds) per pulse times the number of pulses per second. The power so developed must be within the specifications shown on the Device Ratings and Specifications Table for the specific device. The operating values of a MOV need to be derated at high temperatures as shown above. Because varistors only dissipate a relatively small amount of average power they are not suitable for repetitive applications that involve substantial amounts of average power dissipation.

Figure 1A - Power Derating for Epoxy Coated

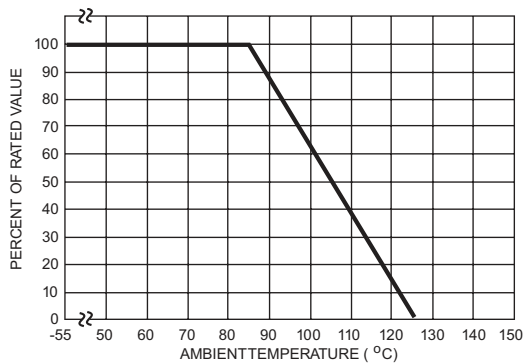
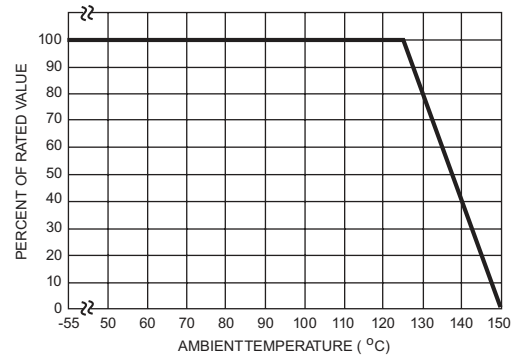
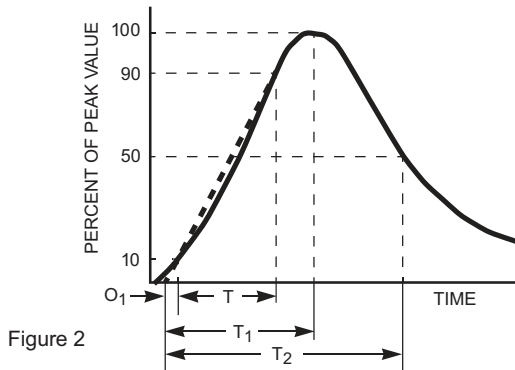


Figure 1B - Power Derating for Pholenic Coated



Peak Pulse Current Test Waveform



O_1 = Virtual Origin of Wave
 T = Time from 10% to 90% of Peak
 T_1 = Rise Time = $1.25 \times T$
 T_2 = Decay Time
 Example - For an $8/20 \mu s$ Current Waveform:
 $8 \mu s = T_1 = \text{Rise Time}$
 $20 \mu s = T_2 = \text{Decay Time}$

Packaging

| Part Number | Component Package | Quantity | Packaging Option | Packaging Specification |
|-------------|-------------------|----------|------------------|-------------------------|
| 20D | 20.0 | 200 | BOX | 400PCS |

Metal Oxide Varistors - 20D Series

Package Dimensions

Unit:mm

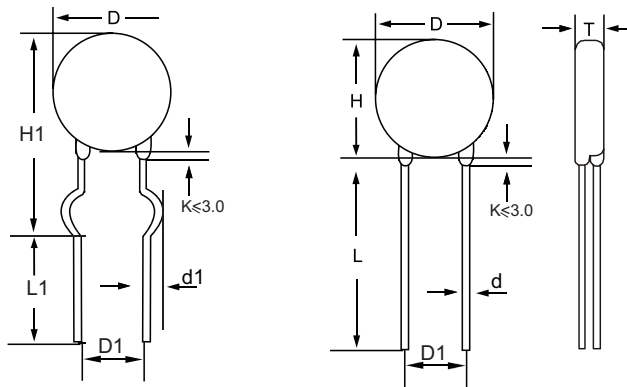


TABLE 1

| Symbol | Dimensions |
|----------|------------------|
| H(max.) | 26.5 |
| H1(max.) | 28.0 |
| L(min.) | 20.0 |
| L1(min.) | 15.0 |
| D(max.) | 23.0 |
| D1(±0.8) | 7.5+0.8/10.0+1.0 |
| T(max.) | TABLE 2 |
| d(±0.05) | 0.8 |
| d1(±0.4) | 1.4 |

TABLE 2

| Model | T(max.) | Model | T(max.) |
|-------|---------|-------|---------|
| 180K | 4.8 | 301K | 5.8 |
| 220K | 4.9 | 331K | 6.0 |
| 270K | 5.0 | 361K | 6.2 |
| 330K | 5.2 | 391K | 6.5 |
| 390K | 5.5 | 431K | 6.7 |
| 470K | 5.6 | 471K | 6.9 |
| 560K | 5.7 | 511K | 7.0 |
| 680K | 5.08 | 561K | 7.2 |
| 820K | 4.9 | 621K | 7.5 |
| 101K | 5.1 | 681K | 8.2 |
| 121K | 5.3 | 751K | 5.3 |
| 151K | 5.6 | 781K | 8.5 |
| 181K | 5.0 | 821K | 9.0 |
| 201K | 5.2 | 911K | 9.5 |
| 221K | 5.3 | 102K | 10.1 |
| 241K | 5.4 | 112K | 10.6 |
| 271K | 5.6 | 182K | 13.2 |
| 301K | 5.7 | - | - |

Warehouse Storage Conditions of Products

- Storage Conditions:
 1. Storage Temperature: -10°C~+40°C
 2. Relative Humidity: ≤75%RH
 3. Keep away from corrosive atmosphere and sunlight.
- Period of Storage: 1 year

X-ON Electronics

Largest Supplier of Electrical and Electronic Components

Click to view similar products for [Varistors](#) category:

Click to view products by [SURGING](#) manufacturer:

Other Similar products are found below :

[820443211E](#) [MOV05131AIA](#) [MOV07231AQA](#) [MOV18131CZA](#) [R71ZOV151HC](#) [D58ZOV500RA01T1](#) [B72205S271K111](#)
[B72214S110K151](#) [B72214S251K151](#) [B72232B131K1](#) [B72280B271K1](#) [B72530E1140S272](#) [B72540E250K62](#) [B72650M0151K093](#)
[B72660M0271K093](#) [NTE1V020](#) [NTE1V130](#) [NTE2V010](#) [NTE2V130](#) [238159352716](#) [25FN511K](#) [S10K11G5S5](#) [ERZ-C14DK361U](#) [ERZ-](#)
[C20DK221U](#) [ERZ-C32CK201B](#) [207869-1](#) [AS-13](#) [TMOV25SP625E](#) [TND10V-471KB00AAA0](#) [B72210S251K531](#) [B72214S200K551](#)
[B72280B112K1](#) [B72280B381K1](#) [B72590D360A60](#) [B72650M301K93](#) [B72670M1140K72](#) [MOV07251ARA](#) [MOV10131EDA](#)
[MOV10151EFA](#) [MOV14151CWA](#) [MOV20251DFA](#) [TVZ18EC271KBS](#) [TVZ20EB911KBS](#) [TVZ25D201KBS](#) [TVZ25D241KBS](#)
[VDRH20X230BSE](#) [VZ07D220KBS](#) [VZ40D241K](#) [VZ25D511KBS-N](#) [VZ20E511KBSX](#)