


# Molding SMD Power Inductors



SMMS Series Ultra-high current SMT power inductors



## ◆特征:

- 低直流电阻和超大电流的薄型设计
- 磁屏蔽型抗电磁干扰强适用于高密度安装
- 高可靠性,通过采用一体成型结构享有卓越的抗震动性
- 由于复合结构,超低蜂鸣噪声
- 低损耗合金粉末压铸低阻抗,小寄生电容
- 能效高,可减少绕线的低直流电阻与磁芯的涡流损耗
- 频率高达 3MHz
- 绝缘最大电压 30VDC
- 符合 RoHS,无卤和 REACH

## Features:

- Low RDC and ultra-high current thin design
- Magnetic shielding type, strong anti- electromagnetic Interference, suitable for high- density installation
- High-reliability, High vibration resistance as result of newly developed integral construction
- Ultra Low buzz noise, due to composite construction
- Die-casting by low loss alloy powder low impedance, Small parasitic capacitance
- High efficiency Low DC resistance of winding and low eddy-current loss of the core
- Frequency up to 3MHz
- Absolute maximum voltage 30VDC
- RoHS, Halogen Free and REACH Compliance

## ◆用途:

- PDA,笔记本,台式机,服务器应用程序
- 大电流 POL 转换器
- 电池供电设备
- 分布式电源系统中的 DC/DC 转换器

## Applications:

- PDA , notebook ,desktop ,server applications
- High current POL converters
- Battery powered devices
- DC/DC converters in distributed power systems

## ◆环境:

- 工作温度: -40℃ 至+125℃  
(包括线圈自身温升)

## Environmental Data:

- Operating Temperature: -40℃ to +125℃  
(Including coils self-temperature rise)

## ◆试验设备:

- 电感值: WK3260B 或同等仪器
- 电流: WK3260B+WK3265B
- 直流电阻: Chroma 16502 或同等仪器

## Test Equipment:

- L: WK3260B LCR meter or equivalent
- Isat & Irms: WK3260B+WK3265B
- DCR:Chroma 16502 or equivalent

## ◆产品型号:

## Product Identification:

**SMMS**

①

①

**0420**

②

**100**

③

②


**M**

④

**I**

⑤

③

|         |   |
|---------|---|
| 类型 Type |   |
| SMMS    | 成型贴片功率电感<br>Molding SMT<br>Power Inductor  |

|   |             |
|---|-------------|
| 外形尺寸(L×W×H) (mm)<br>External Dimensions (L×W×H)<br>(mm) |             |
| 0420  | 4.6×4.2×2.0 |

|            |
|------------|
| Inductance |
| 10 uH      |

④

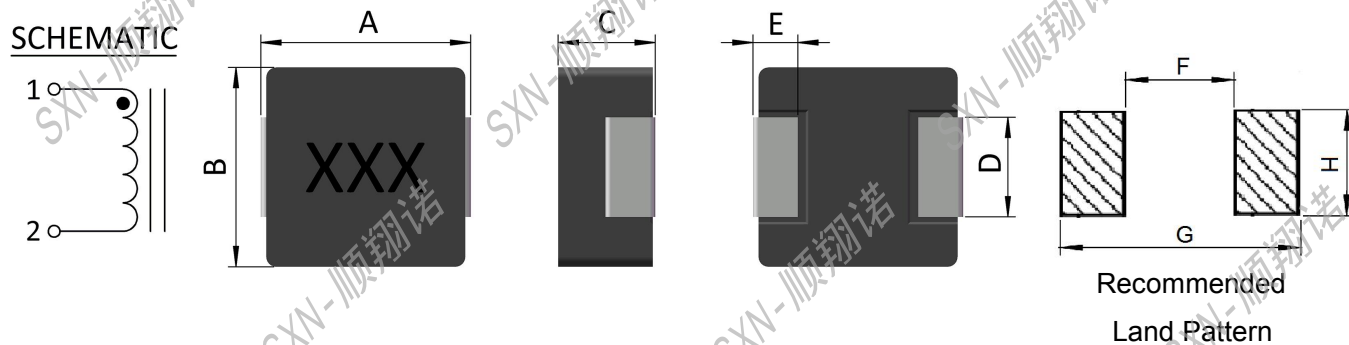
|                          |
|--------------------------|
| 公差 Inductance Tolerance  |
| J:±5%,K: ±10%, L: ±15%   |
| M: ±20%,P: ±25%, N: ±30% |

⑤

|            |                |
|------------|----------------|
| 包装 Packing |                |
| B          | 散装Bulk Package |
| T          | 编带Tape & Reel  |

◆外观尺寸:

Shape and Dimensions(dimensions are in mm):



| Part No  | ITEM       |            |         |          |          |      |       |      |
|----------|------------|------------|---------|----------|----------|------|-------|------|
|          | A          | B          | C       | D        | E        | F    | G     | H    |
| SMMS0420 | 4.60±0.30  | 4.20±0.20  | 2.00Max | 1.50Typ  | 0.80 Typ | 2.20 | 5.20  | 2.50 |
| SMMS0520 | 5.50±0.30  | 5.20±0.20  | 2.00Max | 2.30 Typ | 1.20 Typ | 3.00 | 7.00  | 2.50 |
| SMMS0530 | 5.50±0.30  | 5.20±0.20  | 3.00Max | 2.30 Typ | 1.20 Typ | 3.00 | 7.00  | 2.50 |
| SMMS0624 | 7.10±0.30  | 6.60±0.20  | 2.40Max | 3.00 Typ | 1.60 Typ | 3.70 | 8.40  | 3.50 |
| SMMS0630 | 7.10±0.30  | 6.60±0.20  | 3.00Max | 3.00 Typ | 1.60 Typ | 3.70 | 8.40  | 3.50 |
| SMMS0650 | 7.10±0.30  | 6.60±0.20  | 5.00Max | 3.00 Typ | 1.60 Typ | 3.70 | 8.40  | 3.50 |
| SMMS1040 | 11.50 Max  | 10.00±0.30 | 4.00Max | 3.00 Typ | 2.00 Typ | 4.10 | 13.60 | 5.40 |
| SMMS1050 | 11.50 Max  | 10.00±0.30 | 5.00Max | 3.00 Typ | 2.00 Typ | 5.40 | 13.60 | 4.10 |
| SMMS1350 | 13.80±0.50 | 12.60±0.20 | 5.50Max | 3.70 Typ | 2.50 Typ | 8.00 | 14.60 | 5.00 |
| SMMS1360 | 13.80±0.50 | 12.60±0.20 | 6.50Max | 3.70 Typ | 2.50 Typ | 8.00 | 14.60 | 5.00 |

◆规格特性:

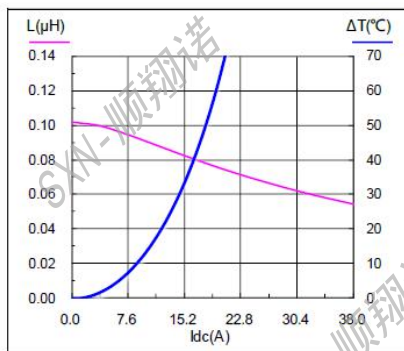
Specifications:

● SMMS0420 Series Electrical Characteristics (Electrical specifications at 25°C)

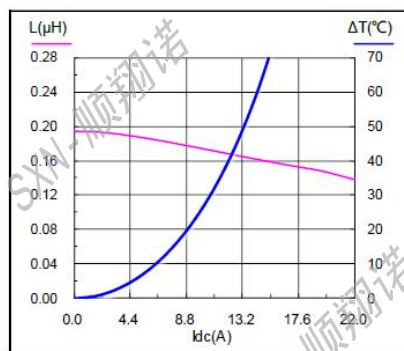
| Part No       | Inductance<br>100KHz 1.0V |      | DCR (mΩ) |        | Saturation<br>Current | Temperature<br>Rise Current |
|---------------|---------------------------|------|----------|--------|-----------------------|-----------------------------|
|               | L(μH)<br>'@0A             | Tol  | Typical  | Max    | (A)<br>Typical        | (A)<br>Typical              |
| SMMS0420-R10M | 0.10                      | ±20% | 3.50     | 4.00   | 25.00                 | 13.00                       |
| SMMS0420-R22M | 0.22                      | ±20% | 6.00     | 6.60   | 13.00                 | 9.50                        |
| SMMS0420-R33M | 0.33                      | ±20% | 8.00     | 10.00  | 11.00                 | 7.00                        |
| SMMS0420-R47M | 0.47                      | ±20% | 12.00    | 14.00  | 9.50                  | 8.00                        |
| SMMS0420-R56M | 0.56                      | ±20% | 14.00    | 16.00  | 9.00                  | 7.00                        |
| SMMS0420-R68M | 0.68                      | ±20% | 18.00    | 21.00  | 9.00                  | 7.00                        |
| SMMS0420-1R0M | 1.00                      | ±20% | 24.00    | 27.00  | 7.00                  | 6.00                        |
| SMMS0420-1R2M | 1.20                      | ±20% | 25.00    | 27.00  | 6.00                  | 5.50                        |
| SMMS0420-1R5M | 1.50                      | ±20% | 40.00    | 46.00  | 6.00                  | 5.50                        |
| SMMS0420-2R2M | 2.20                      | ±20% | 52.00    | 58.00  | 5.00                  | 4.50                        |
| SMMS0420-3R3M | 3.30                      | ±20% | 70.00    | 87.00  | 4.00                  | 3.50                        |
| SMMS0420-4R7M | 4.70                      | ±20% | 105.00   | 126.00 | 3.00                  | 2.80                        |
| SMMS0420-6R8M | 6.80                      | ±20% | 120.00   | 135.00 | 2.50                  | 2.40                        |
| SMMS0420-100M | 10.00                     | ±20% | 220.00   | 258.00 | 2.00                  | 1.60                        |
| SMMS0420-150M | 15.00                     | ±20% | 280.00   | 320.00 | 1.90                  | 1.40                        |
| SMMS0420-220M | 22.00                     | ±20% | 450.00   | 510.00 | 1.50                  | 1.20                        |

● Saturation current VS temperature rise current curve

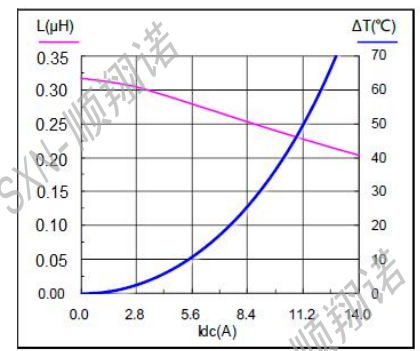
SMMS0420-R10M



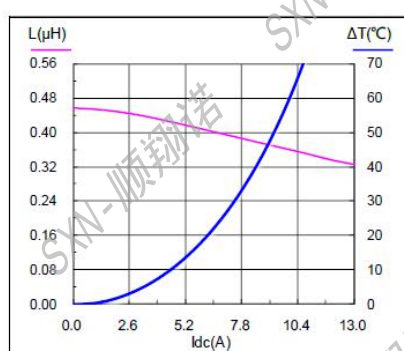
SMMS0420-R22M



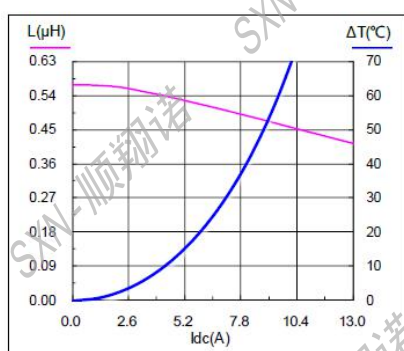
SMMS0420-R33M



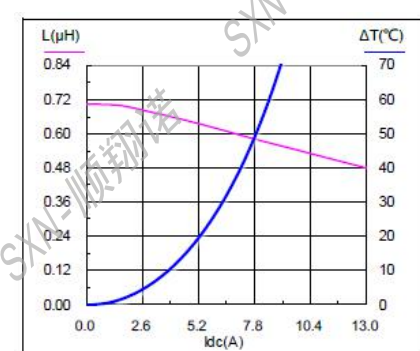
SMMS0420-R47M



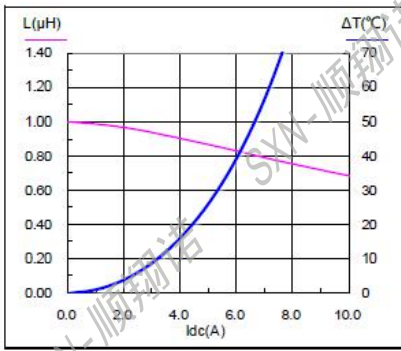
SMMS0420-R56M



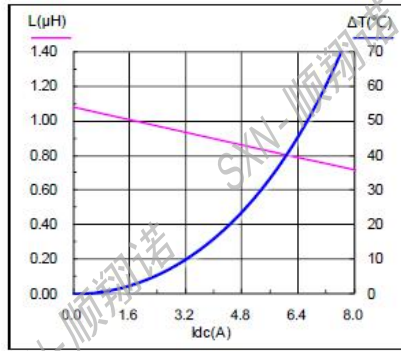
SMMS0420-R68M



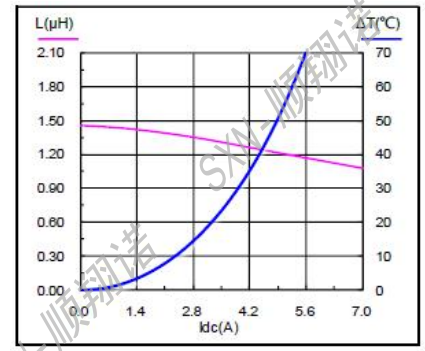
SMMS0420-1R0M



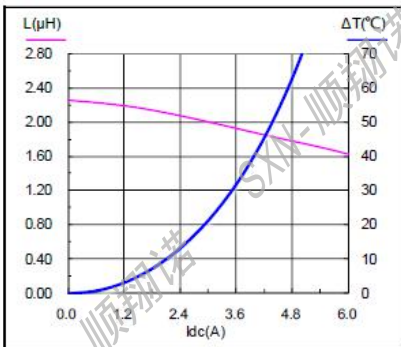
SMMS0420-1R2M



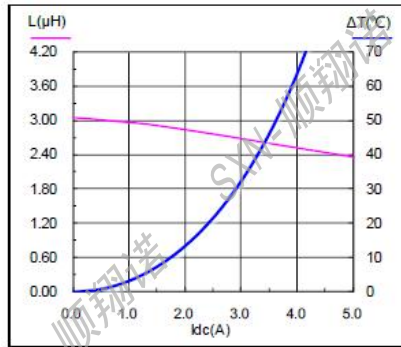
SMMS0420-1R5M



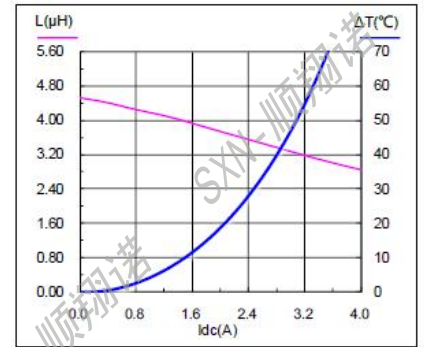
SMMS0420-2R2M



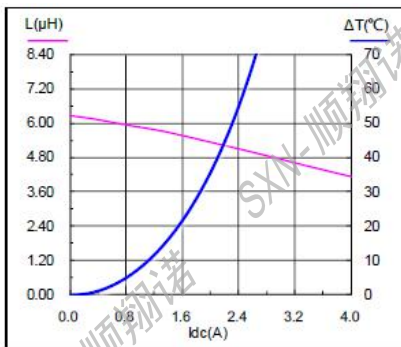
SMMS0420-3R3M



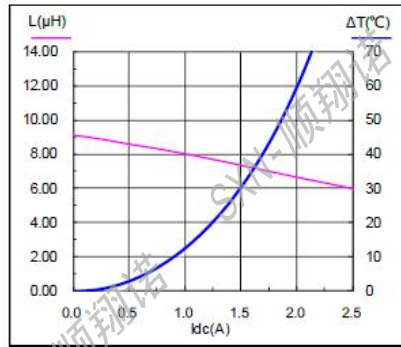
SMMS0420-4R7M



SMMS0420-6R8M



SMMS0420-100M



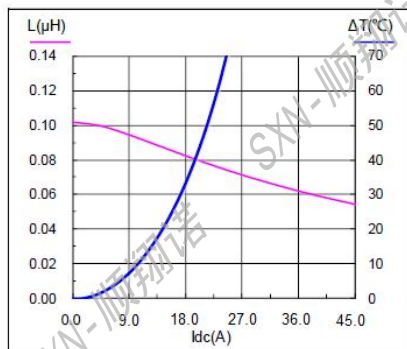


● SMMS0520 Series Electrical Characteristics (Electrical specifications at 25 °C)

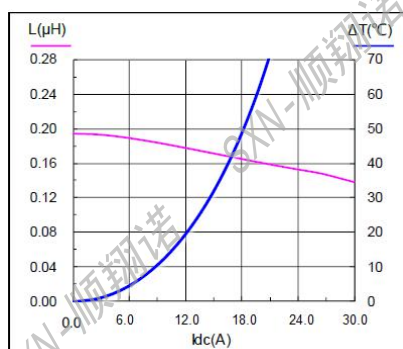
| Part No       | Inductance<br>100KHz 1.0V |      | DCR (mΩ) |        | Saturation<br>Current | Temperature<br>Rise Current |
|---------------|---------------------------|------|----------|--------|-----------------------|-----------------------------|
|               | L(μH)<br>'@0A             | Tol  | Typical  | Max    | (A)<br>Typical        | (A)<br>Typical              |
| SMMS0520-R10M | 0.10                      | ±20% | 2.70     | 2.90   | 25.00                 | 21.00                       |
| SMMS0520-R22M | 0.22                      | ±20% | 4.10     | 4.50   | 18.50                 | 14.50                       |
| SMMS0520-R33M | 0.33                      | ±20% | 5.50     | 5.90   | 17.00                 | 13.00                       |
| SMMS0520-R47M | 0.47                      | ±20% | 7.80     | 9.00   | 15.50                 | 11.50                       |
| SMMS0520-R68M | 0.68                      | ±20% | 10.60    | 13.70  | 10.00                 | 9.00                        |
| SMMS0520-1R0M | 1.00                      | ±20% | 16.80    | 18.00  | 9.00                  | 8.50                        |
| SMMS0520-1R5M | 1.50                      | ±20% | 30.00    | 35.00  | 8.00                  | 7.50                        |
| SMMS0520-2R2M | 2.20                      | ±20% | 34.90    | 37.70  | 6.50                  | 5.50                        |
| SMMS0520-3R3M | 3.30                      | ±20% | 58.50    | 68.00  | 5.00                  | 4.50                        |
| SMMS0520-4R7M | 4.70                      | ±20% | 75.30    | 81.30  | 4.00                  | 3.50                        |
| SMMS0520-5R6M | 5.60                      | ±20% | 85.20    | 92.00  | 3.60                  | 3.00                        |
| SMMS0520-6R8M | 6.80                      | ±20% | 114.00   | 121.00 | 3.40                  | 2.80                        |
| SMMS0520-100M | 10.00                     | ±20% | 200.00   | 220.00 | 3.00                  | 2.50                        |

● Saturation current VS temperature rise current curve

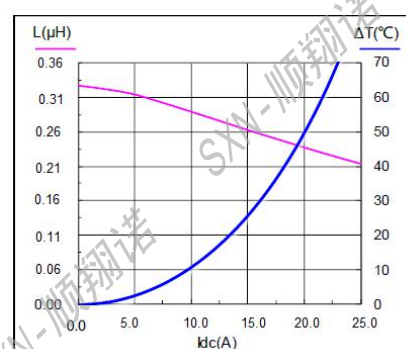
SMMS0520-R10M



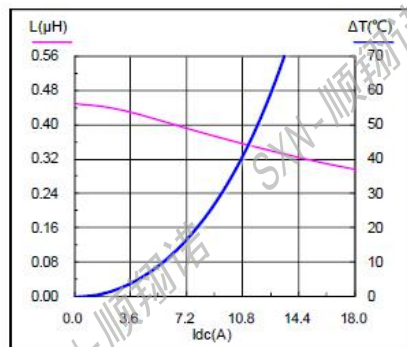
SMMS0520-R22M



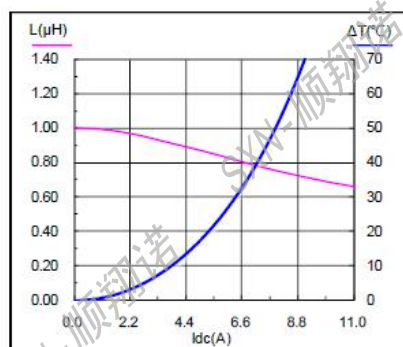
SMMS0520-R33M



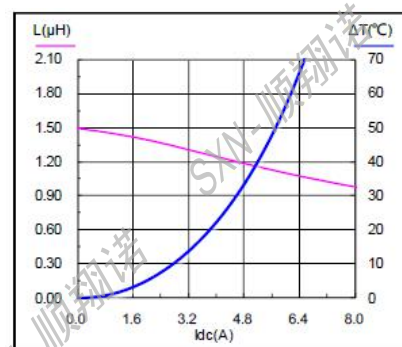
SMMS0520-R47M



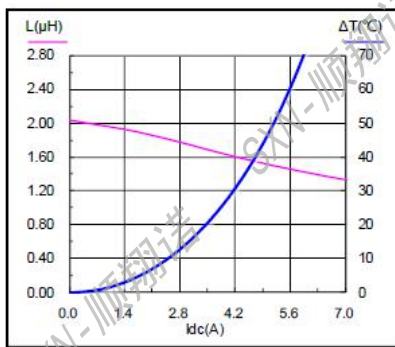
SMMS0520-1R0M



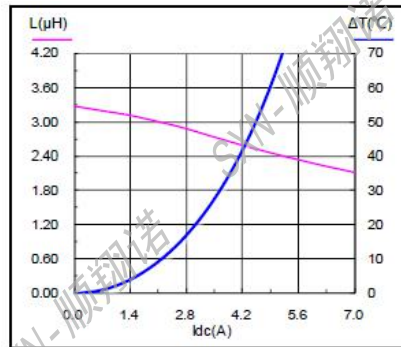
SMMS0520-1R5M



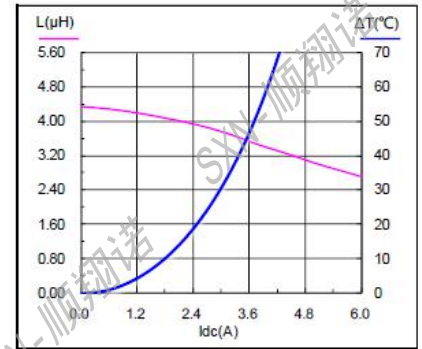
SMMS0520-2R2M



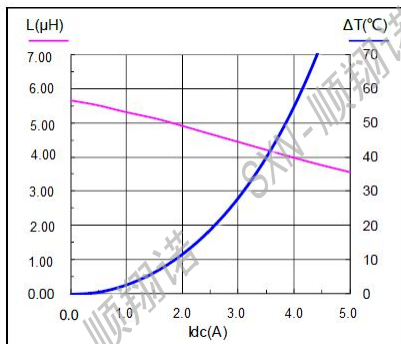
SMMS0520-3R3M



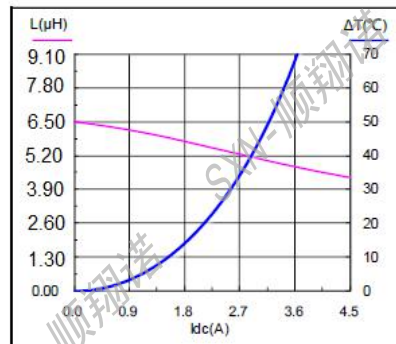
SMMS0520-4R7M



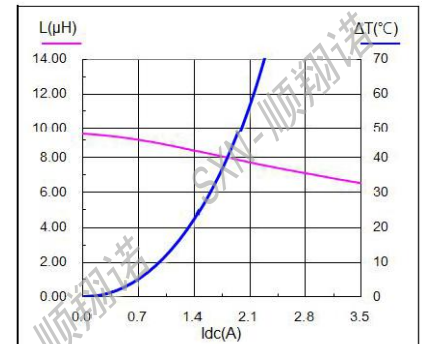
SMMS0520-5R6M



SMMS0520-6R8M



SMMS0520-100M

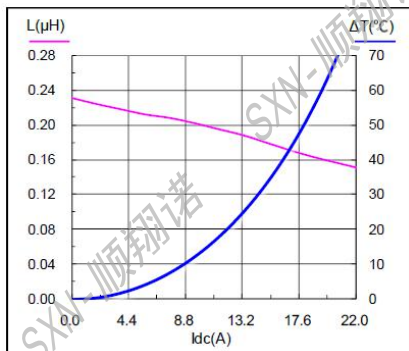


● SMMS0530 Series Electrical Characteristics (Electrical specifications at 25°C)

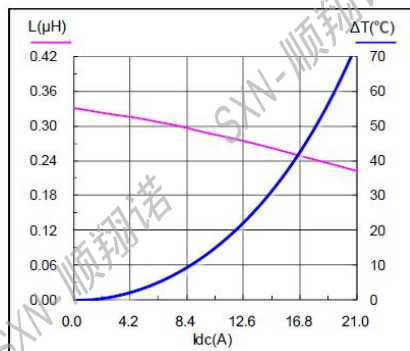
| Part No       | Inductance<br>100KHz 1.0V |      | DCR (mΩ) |        | Saturation<br>Current | Temperature<br>Rise Current |
|---------------|---------------------------|------|----------|--------|-----------------------|-----------------------------|
|               | L(μH)<br>'@0A             | Tol  | Typical  | Max    | (A)<br>Typical        | (A)<br>Typical              |
| SMMS0530-R22M | 0.22                      | ±20% | 3.50     | 3.90   | 15.00                 | 14.00                       |
| SMMS0530-R33M | 0.33                      | ±20% | 3.70     | 4.00   | 14.00                 | 11.00                       |
| SMMS0530-R47M | 0.47                      | ±20% | 7.40     | 8.50   | 14.00                 | 11.00                       |
| SMMS0530-R68M | 0.68                      | ±20% | 11.00    | 12.00  | 12.00                 | 9.00                        |
| SMMS0530-1R0M | 1.00                      | ±20% | 12.00    | 15.00  | 10.00                 | 9.00                        |
| SMMS0530-1R2M | 1.20                      | ±20% | 15.00    | 16.00  | 11.00                 | 9.00                        |
| SMMS0530-1R5M | 1.50                      | ±20% | 20.00    | 25.00  | 9.00                  | 7.50                        |
| SMMS0530-2R2M | 2.20                      | ±20% | 31.00    | 35.00  | 7.00                  | 6.50                        |
| SMMS0530-3R3M | 3.30                      | ±20% | 35.00    | 46.00  | 6.00                  | 5.00                        |
| SMMS0530-4R7M | 4.70                      | ±20% | 50.00    | 60.00  | 5.00                  | 4.50                        |
| SMMS0530-6R8M | 6.80                      | ±20% | 102.00   | 110.00 | 4.00                  | 3.50                        |
| SMMS0530-100M | 10.00                     | ±20% | 110.00   | 125.00 | 3.50                  | 3.20                        |
| SMMS0530-150M | 15.00                     | ±20% | 175.00   | 215.00 | 2.50                  | 2.20                        |
| SMMS0530-220M | 22.00                     | ±20% | 320.00   | 394.80 | 2.00                  | 1.80                        |

- Saturation current VS temperature rise current curve

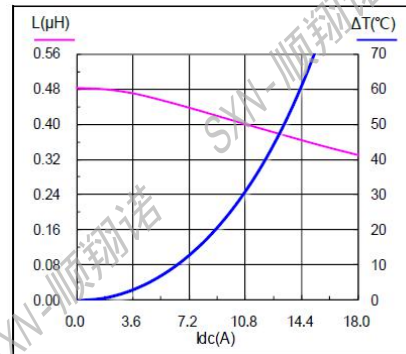
SMMS0530-R22M



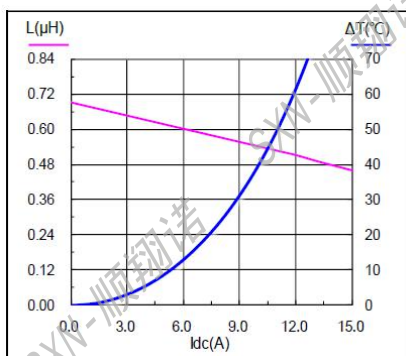
SMMS0530-R33M



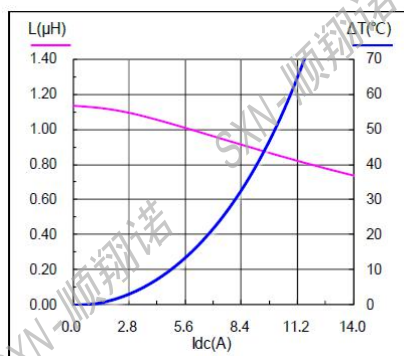
SMMS0530-R47M



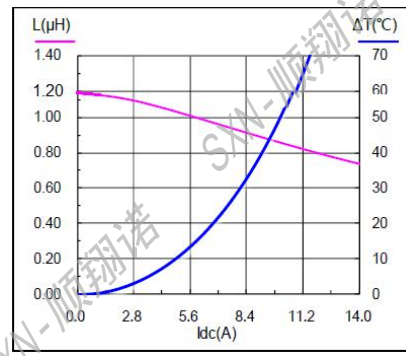
SMMS0530-R68M



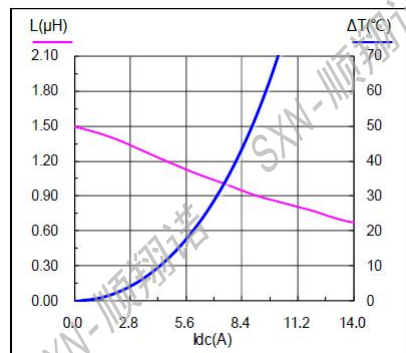
SMMS0530-1R0M



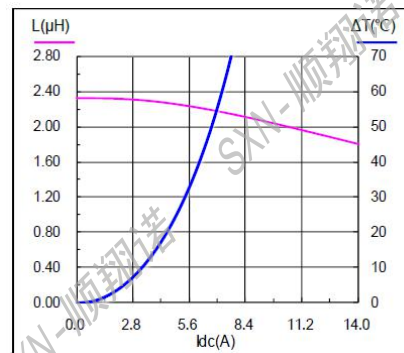
SMMS0530-1R2M



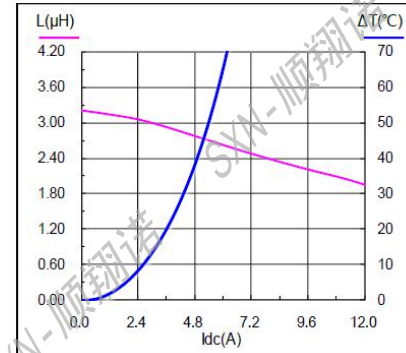
SMMS0530-1R5M



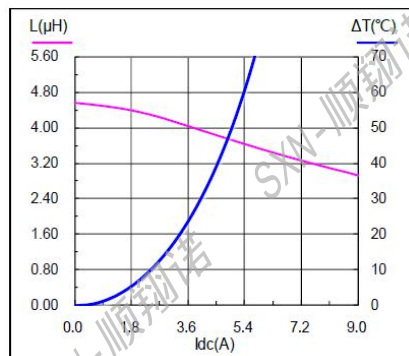
SMMS0530-2R2M



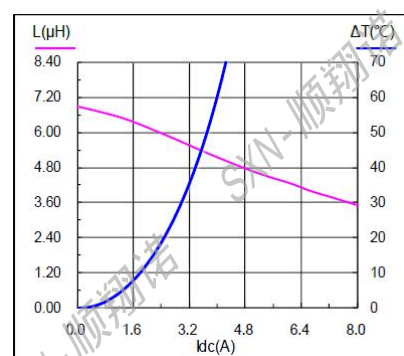
SMMS0530-3R3M



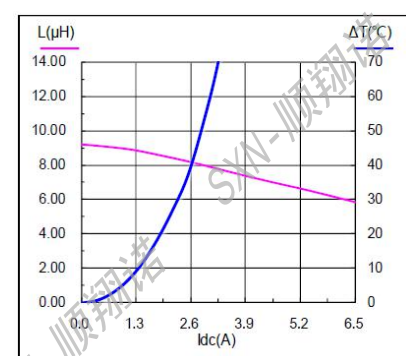
SMMS0530-4R7M



SMMS0530-6R8M



SMMS0530-100M



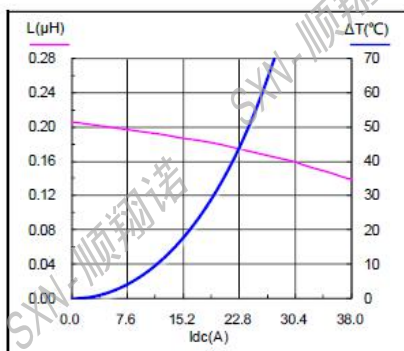


• SMMS0624 Series Electrical Characteristics (Electrical specifications at 25 °C)

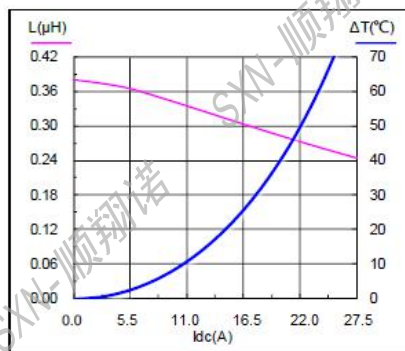
| Part No       | Inductance<br>100KHz 1.0V |      | DCR (mΩ) |        | Saturation<br>Current | Temperature<br>Rise Current |
|---------------|---------------------------|------|----------|--------|-----------------------|-----------------------------|
|               | L(μH)<br>'@0A             | Tol  | Typical  | Max    | (A)<br>Typical        | (A)<br>Typical              |
| SMMS0624-R22M | 0.22                      | ±20% | 2.90     | 3.20   | 34.00                 | 21.00                       |
| SMMS0624-R33M | 0.33                      | ±20% | 3.70     | 4.10   | 22.00                 | 18.00                       |
| SMMS0624-R47M | 0.47                      | ±20% | 6.00     | 6.50   | 21.00                 | 13.50                       |
| SMMS0624-R68M | 0.68                      | ±20% | 8.70     | 9.40   | 18.00                 | 11.00                       |
| SMMS0624-R82M | 0.82                      | ±20% | 10.60    | 11.80  | 17.00                 | 10.00                       |
| SMMS0624-1R0M | 1.00                      | ±20% | 13.00    | 14.20  | 16.00                 | 9.00                        |
| SMMS0624-1R5M | 1.50                      | ±20% | 18.50    | 21.20  | 15.00                 | 7.50                        |
| SMMS0624-2R2M | 2.20                      | ±20% | 28.00    | 34.00  | 14.00                 | 6.50                        |
| SMMS0624-3R3M | 3.30                      | ±20% | 36.50    | 51.60  | 13.00                 | 5.00                        |
| SMMS0624-4R7M | 4.70                      | ±20% | 45.00    | 63.00  | 9.00                  | 4.50                        |
| SMMS0624-5R6M | 5.60                      | ±20% | 66.00    | 73.00  | 8.00                  | 4.00                        |
| SMMS0624-6R8M | 6.80                      | ±20% | 72.50    | 95.00  | 7.00                  | 3.60                        |
| SMMS0624-8R2M | 8.20                      | ±20% | 84.00    | 106.00 | 6.50                  | 3.00                        |
| SMMS0624-100M | 10.00                     | ±20% | 116.00   | 129.00 | 6.00                  | 2.50                        |

• Saturation current VS temperature rise current curve

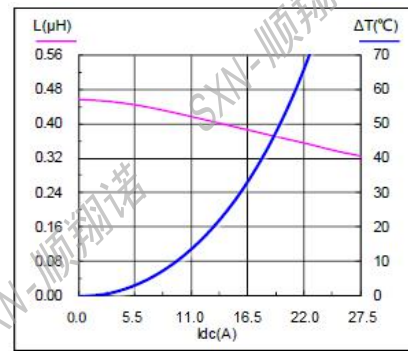
SMMS0624-R22M



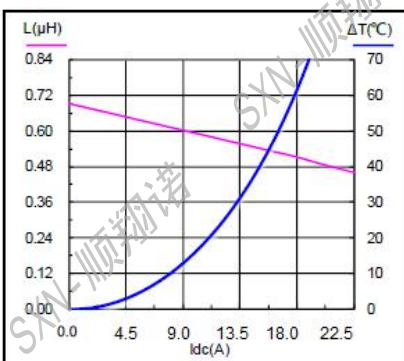
SMMS0624-R33M



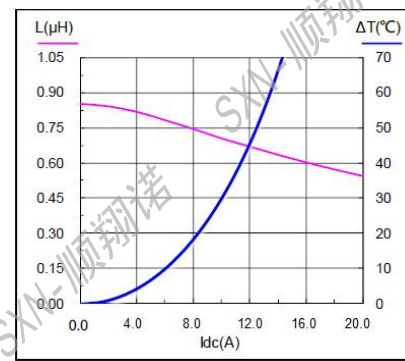
SMMS0624-R47M



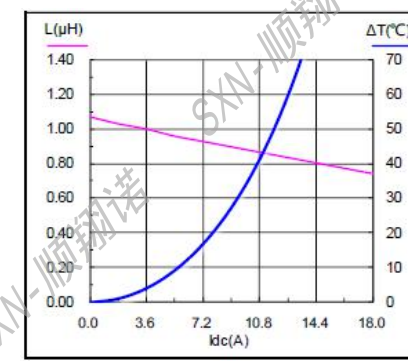
SMMS0624-R68M



SMMS0624-R82M

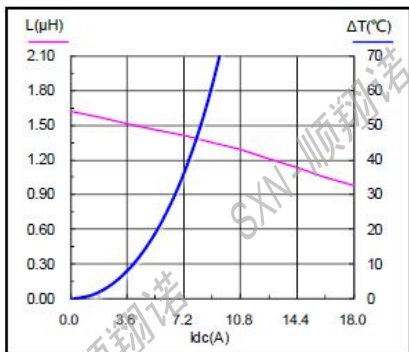


SMMS0624-1R0M

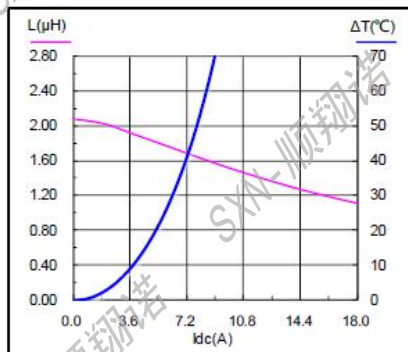




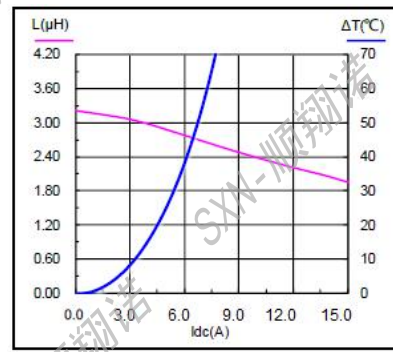
SMMS0624-1R5M



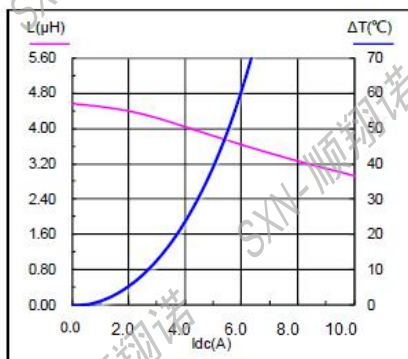
SMMS0624-2R2M



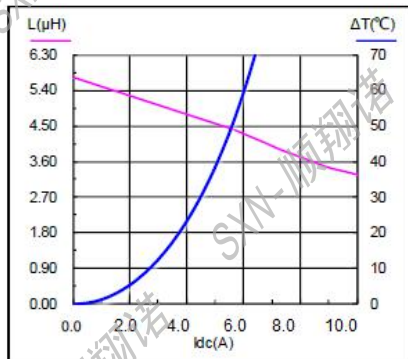
SMMS0624-3R3M



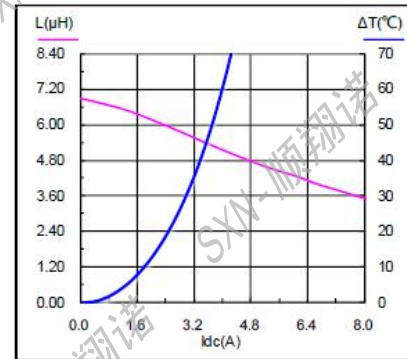
SMMS0624-4R7M



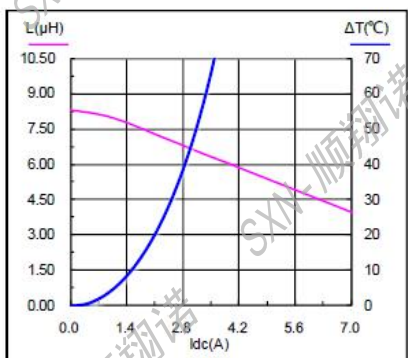
SMMS0624-5R6M



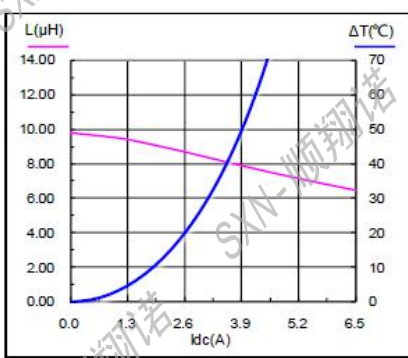
SMMS0624-6R8M



SMMS0624-8R2M



SMMS0624-100M

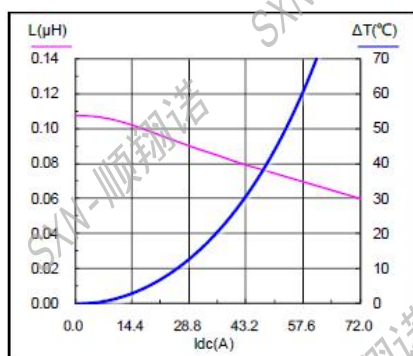


• SMMS0630 Series Electrical Characteristics (Electrical specifications at 25°C)

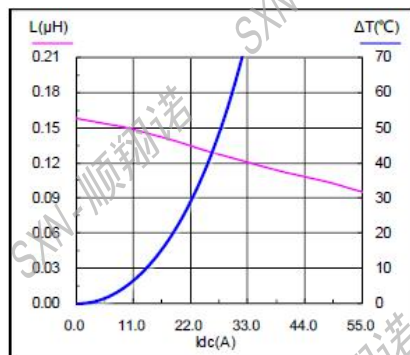
| Part No       | Inductance<br>100KHz 1.0V |      | DCR (mΩ) |        | Saturation<br>Current | Temperature<br>Rise Current |
|---------------|---------------------------|------|----------|--------|-----------------------|-----------------------------|
|               | L(μH)<br>'@0A             | Tol  | Typical  | Max    | (A)<br>Typical        | (A)<br>Typical              |
| SMMS0630-R10M | 0.10                      | ±20% | 1.40     | 2.20   | 60.00                 | 32.00                       |
| SMMS0630-R15M | 0.15                      | ±20% | 1.55     | 2.30   | 41.00                 | 30.00                       |
| SMMS0630-R22M | 0.22                      | ±20% | 1.60     | 2.50   | 35.00                 | 25.00                       |
| SMMS0630-R47M | 0.47                      | ±20% | 4.00     | 4.50   | 20.00                 | 18.00                       |
| SMMS0630-R68M | 0.68                      | ±20% | 4.75     | 5.30   | 19.00                 | 16.00                       |
| SMMS0630-1R0M | 1.00                      | ±20% | 6.60     | 7.25   | 16.00                 | 13.00                       |
| SMMS0630-1R5M | 1.50                      | ±20% | 13.20    | 16.00  | 14.00                 | 12.50                       |
| SMMS0630-2R2M | 2.20                      | ±20% | 16.50    | 20.00  | 11.50                 | 8.50                        |
| SMMS0630-3R3M | 3.30                      | ±20% | 24.50    | 35.00  | 9.50                  | 7.00                        |
| SMMS0630-4R7M | 4.70                      | ±20% | 35.00    | 40.00  | 6.55                  | 6.00                        |
| SMMS0630-5R6M | 5.60                      | ±20% | 36.00    | 42.00  | 6.35                  | 5.70                        |
| SMMS0630-6R8M | 6.80                      | ±20% | 44.30    | 48.00  | 6.00                  | 5.10                        |
| SMMS0630-8R2M | 8.20                      | ±20% | 60.00    | 64.90  | 6.00                  | 5.00                        |
| SMMS0630-100M | 10.00                     | ±20% | 64.50    | 68.00  | 5.50                  | 4.50                        |
| SMMS0630-150M | 15.00                     | ±20% | 103.00   | 115.00 | 4.50                  | 3.10                        |
| SMMS0630-220M | 22.00                     | ±20% | 126.00   | 135.00 | 3.50                  | 2.60                        |
| SMMS0630-330M | 33.00                     | ±20% | 250.00   | 270.00 | 2.50                  | 2.00                        |
| SMMS0630-470M | 47.00                     | ±20% | 310.00   | 385.00 | 2.00                  | 1.50                        |

● Saturation current VS temperature rise current curve

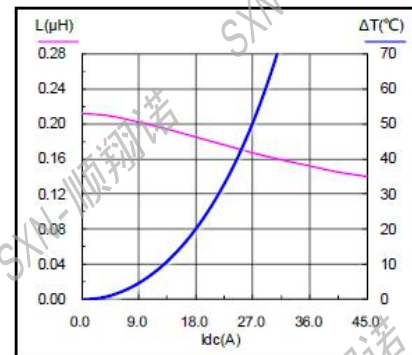
SMMS0630-R10M



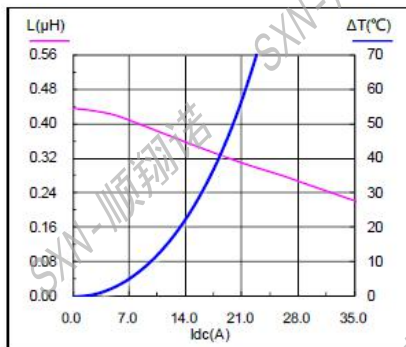
SMMS0630-R15M



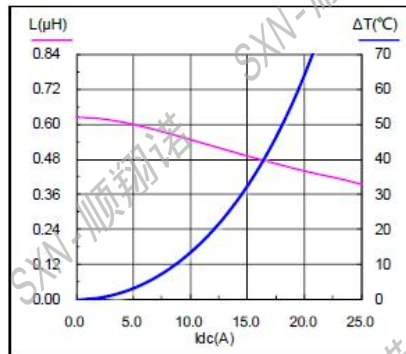
SMMS0630-R22M



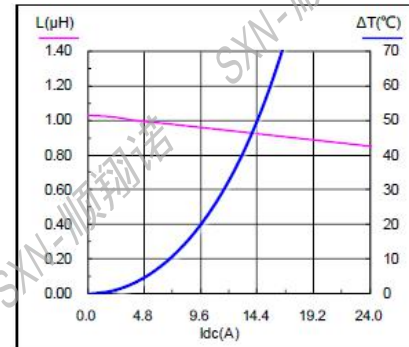
SMMS0630-R47M



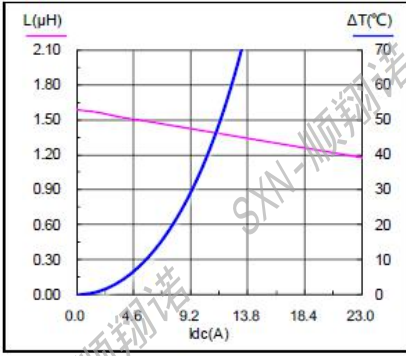
SMMS0630-R68M



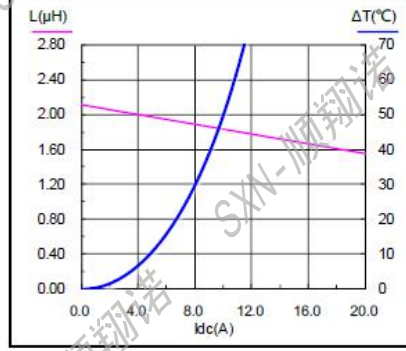
SMMS0630-1R0M



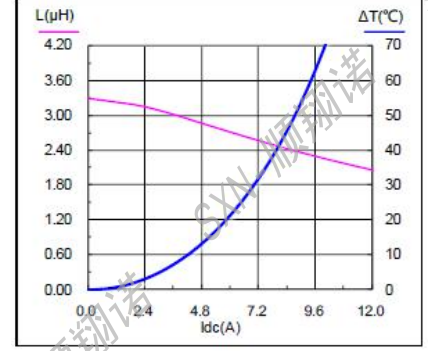
SMMS0630-1R5M



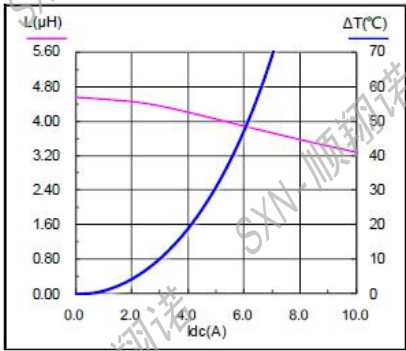
SMMS0630-2R2M



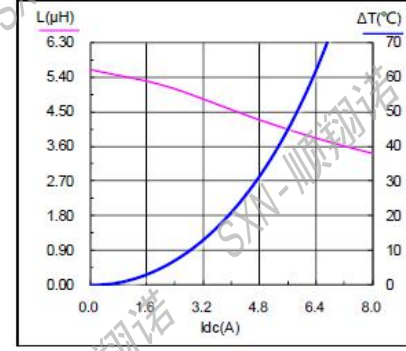
SMMS0630-3R3M



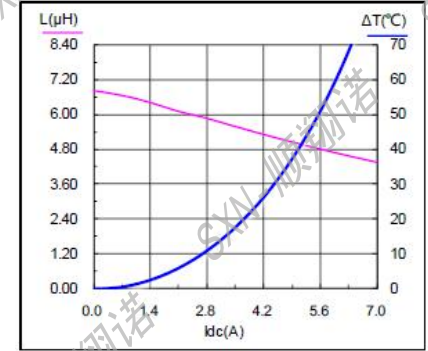
SMMS0630-4R7M



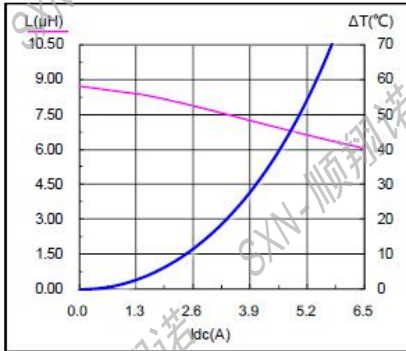
SMMS0630-5R6M



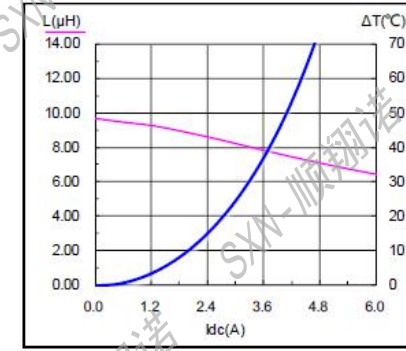
SMMS0630-6R8M



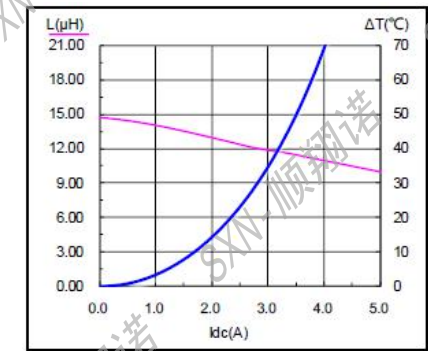
SMMS0630-8R2M



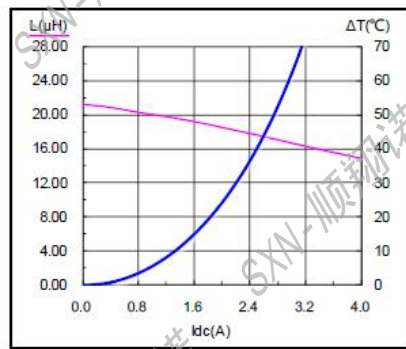
SMMS0630-100M



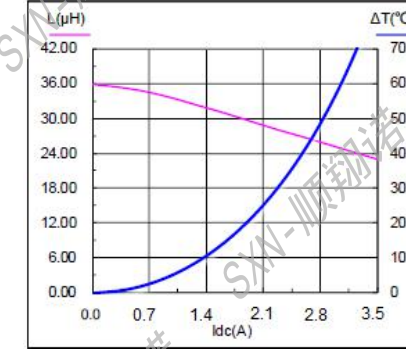
SMMS0630-150M



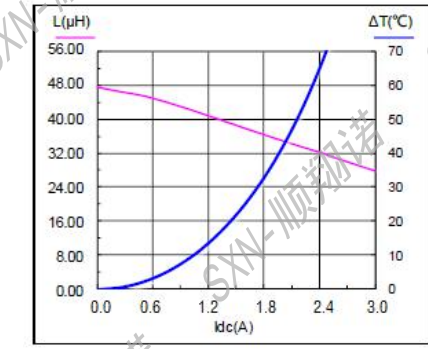
SMMS0630-220M



SMMS0630-330M



SMMS0630-470M



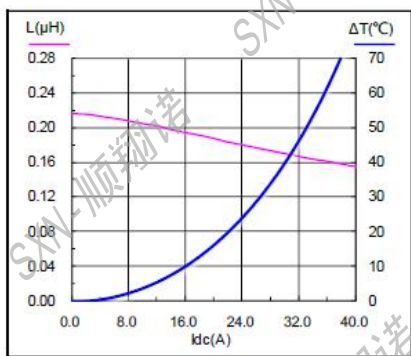
• SMMS0650 Series Electrical Characteristics (Electrical specifications at 25°C)



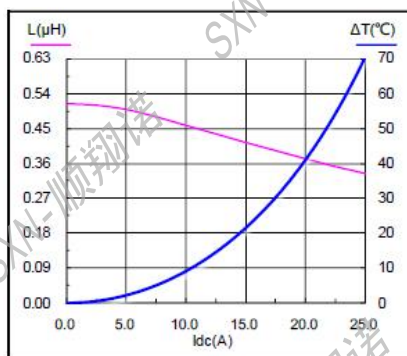
| Part No       | Inductance<br>100KHz 1.0V |      | DCR (mΩ) |        | Saturation<br>Current | Temperature<br>Rise Current |
|---------------|---------------------------|------|----------|--------|-----------------------|-----------------------------|
|               | L(μH)<br>'@0A             | Tol  | Typical  | Max    | (A)<br>Typical        | (A)<br>Typical              |
| SMMS0650-R22M | 0.22                      | ±20% | 1.10     | 1.30   | 40.00                 | 30.00                       |
| SMMS0650-R47M | 0.47                      | ±20% | 3.20     | 3.80   | 24.00                 | 20.00                       |
| SMMS0650-R56M | 0.56                      | ±20% | 3.40     | 3.90   | 20.00                 | 20.00                       |
| SMMS0650-R68M | 0.68                      | ±20% | 3.90     | 4.20   | 17.00                 | 17.50                       |
| SMMS0650-R82M | 0.82                      | ±20% | 4.60     | 4.90   | 17.00                 | 17.00                       |
| SMMS0650-1R0M | 1.00                      | ±20% | 6.50     | 8.50   | 16.50                 | 13.00                       |
| SMMS0650-1R5M | 1.50                      | ±20% | 7.00     | 8.50   | 12.70                 | 12.00                       |
| SMMS0650-2R2M | 2.20                      | ±20% | 11.20    | 12.50  | 12.50                 | 11.00                       |
| SMMS0650-3R3M | 3.30                      | ±20% | 20.00    | 22.00  | 9.00                  | 8.50                        |
| SMMS0650-4R7M | 4.70                      | ±20% | 26.00    | 30.00  | 8.00                  | 6.70                        |
| SMMS0650-5R6M | 5.60                      | ±20% | 31.00    | 36.00  | 7.60                  | 5.80                        |
| SMMS0650-6R8M | 6.80                      | ±20% | 36.50    | 41.00  | 7.30                  | 5.50                        |
| SMMS0650-100M | 10.00                     | ±20% | 48.00    | 55.00  | 5.50                  | 4.70                        |
| SMMS0650-150M | 15.00                     | ±20% | 77.00    | 85.00  | 5.00                  | 4.00                        |
| SMMS0650-220M | 22.00                     | ±20% | 125.00   | 140.00 | 4.00                  | 3.20                        |
| SMMS0650-330M | 33.00                     | ±20% | 150.00   | 200.00 | 3.30                  | 2.80                        |
| SMMS0650-470M | 47.00                     | ±20% | 260.00   | 300.00 | 2.80                  | 2.20                        |
| SMMS0650-680M | 68.00                     | ±20% | 340.00   | 442.00 | 2.00                  | 1.50                        |
| SMMS0650-101M | 100.00                    | ±20% | 595.00   | 720.00 | 2.00                  | 1.50                        |

● Saturation current VS temperature rise current curve

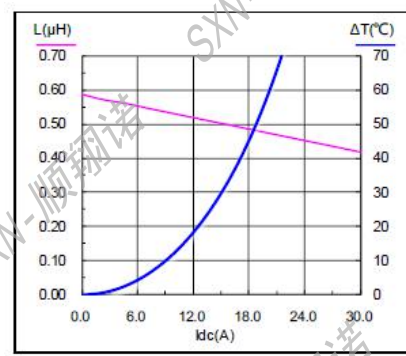
SMMS0650-R22M



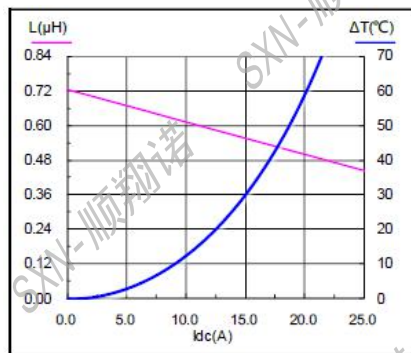
SMMS0650-R47M



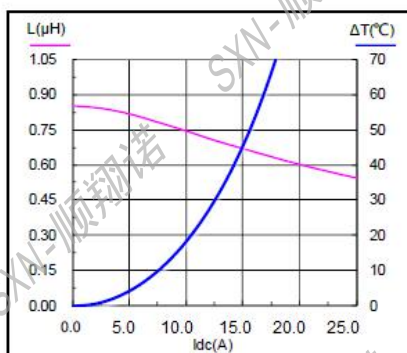
SMMS0650-R56M



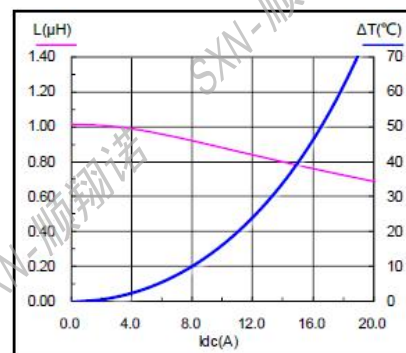
SMMS0650-R68M



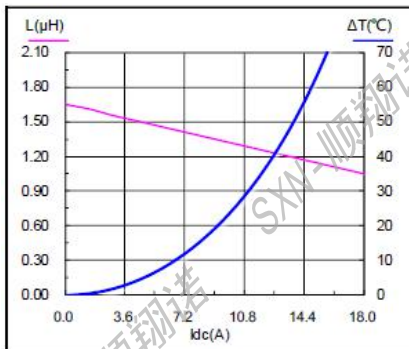
SMMS0650-R82M



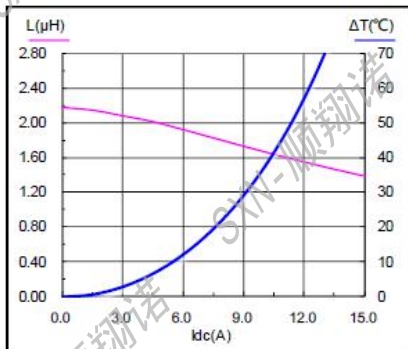
SMMS0650-1R0M



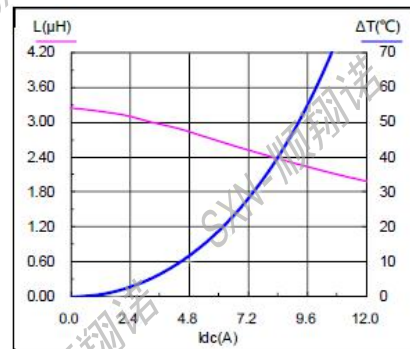
SMMS0650-1R5M



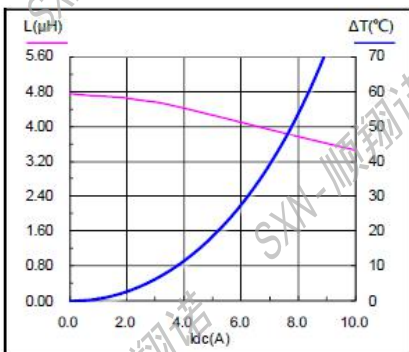
SMMS0650-2R2M



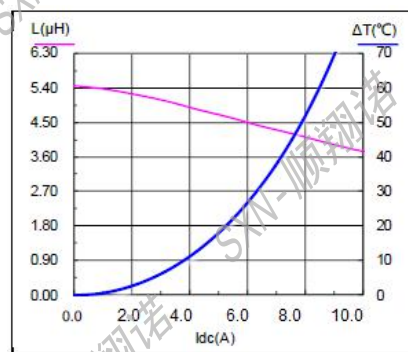
SMMS0650-3R3M



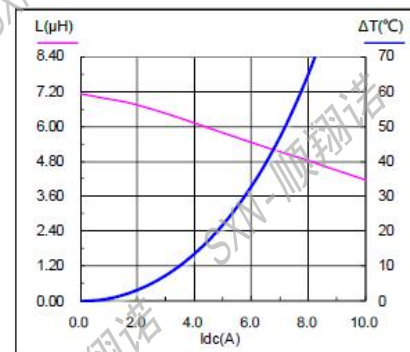
SMMS0650-4R7M



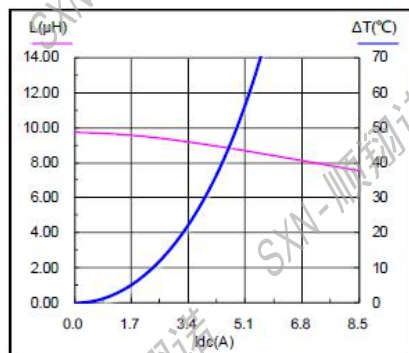
SMMS0650-5R6M



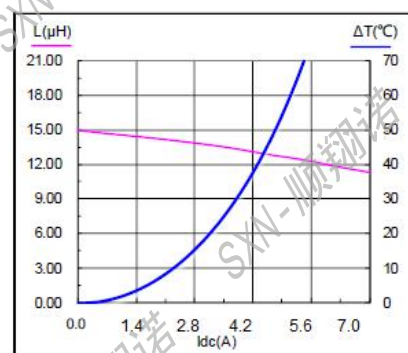
SMMS0650-6R8M



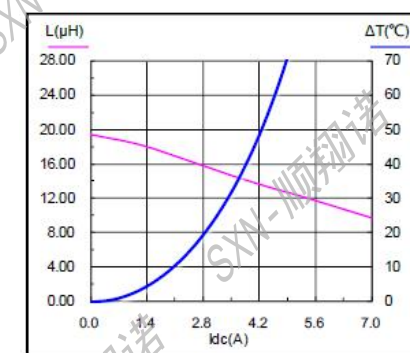
SMMS0650-100M



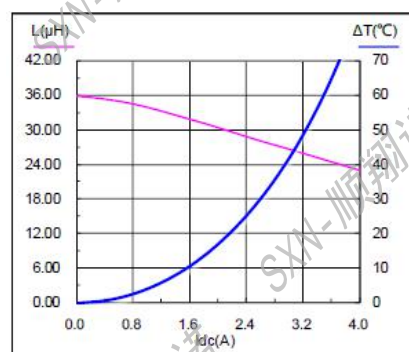
SMMS0650-150M



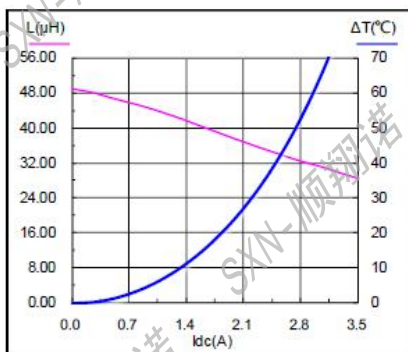
SMMS0650-220M



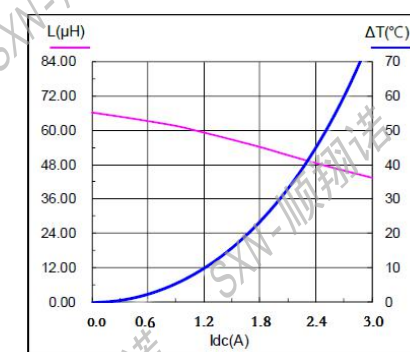
SMMS0650-330M



SMMS0650-470M



SMMS0650-680M

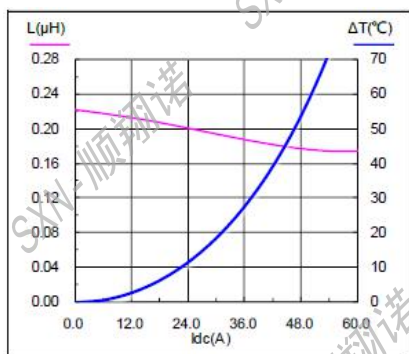


● SMMS1040 Series Electrical Characteristics (Electrical specifications at 25 °C)

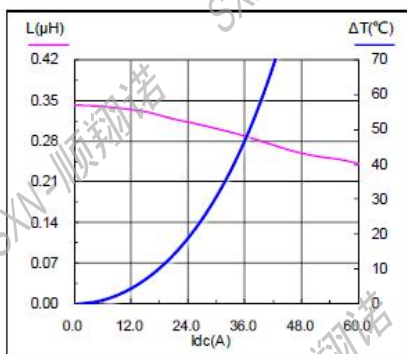
| Part No       | Inductance<br>100KHz 1.0V |      | DCR (mΩ) |        | Saturation<br>Current | Temperature<br>Rise Current |
|---------------|---------------------------|------|----------|--------|-----------------------|-----------------------------|
|               | L(μH)<br>@0A              | Tol  | Typical  | Max    | (A)<br>Typical        | (A)<br>Typical              |
| SMMS1040-R22M | 0.22                      | ±20% | 1.20     | 1.50   | 60.00                 | 35.00                       |
| SMMS1040-R36M | 0.36                      | ±20% | 1.70     | 1.90   | 50.00                 | 30.00                       |
| SMMS1040-R47M | 0.47                      | ±20% | 1.90     | 2.20   | 40.00                 | 30.00                       |
| SMMS1040-R56M | 0.56                      | ±20% | 2.10     | 2.40   | 33.00                 | 25.00                       |
| SMMS1040-R68M | 0.68                      | ±20% | 2.30     | 3.00   | 30.00                 | 23.00                       |
| SMMS1040-1R0M | 1.00                      | ±20% | 3.00     | 4.00   | 28.00                 | 18.00                       |
| SMMS1040-1R5M | 1.50                      | ±20% | 4.80     | 5.40   | 23.00                 | 16.00                       |
| SMMS1040-2R2M | 2.20                      | ±20% | 7.20     | 9.00   | 18.00                 | 12.00                       |
| SMMS1040-3R3M | 3.30                      | ±20% | 10.80    | 11.80  | 16.00                 | 10.00                       |
| SMMS1040-4R7M | 4.70                      | ±20% | 17.00    | 20.00  | 15.00                 | 8.50                        |
| SMMS1040-6R8M | 6.80                      | ±20% | 22.50    | 25.00  | 12.00                 | 7.00                        |
| SMMS1040-100M | 10.00                     | ±20% | 34.00    | 37.00  | 8.50                  | 5.50                        |
| SMMS1040-150M | 15.00                     | ±20% | 50.00    | 55.00  | 7.00                  | 5.00                        |
| SMMS1040-220M | 22.00                     | ±20% | 60.00    | 66.00  | 6.00                  | 4.00                        |
| SMMS1040-330M | 33.00                     | ±20% | 85.00    | 92.00  | 5.00                  | 3.50                        |
| SMMS1040-470M | 47.00                     | ±20% | 141.00   | 155.00 | 4.50                  | 3.00                        |
| SMMS1040-680M | 68.00                     | ±20% | 200.00   | 220.00 | 3.80                  | 2.30                        |
| SMMS1040-101M | 100.00                    | ±20% | 237.00   | 290.00 | 3.00                  | 2.00                        |

● Saturation current VS temperature rise current curve

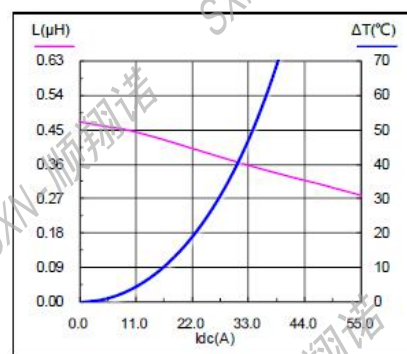
SMMS1040-R22M



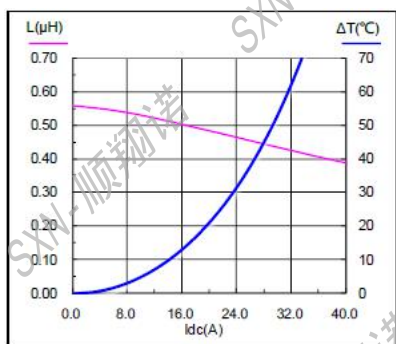
SMMS1040-R36M



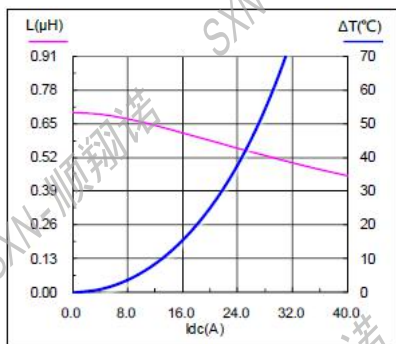
SMMS1040-R47M



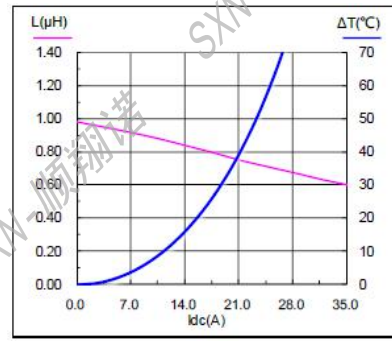
SMMS1040-R56M



SMMS1040-R68M

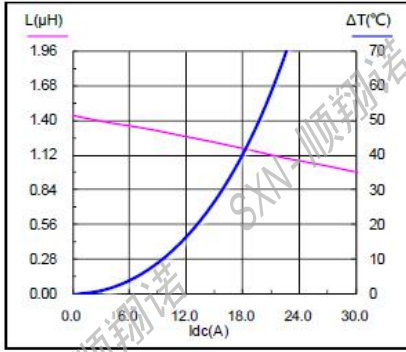


SMMS1040-1R0M

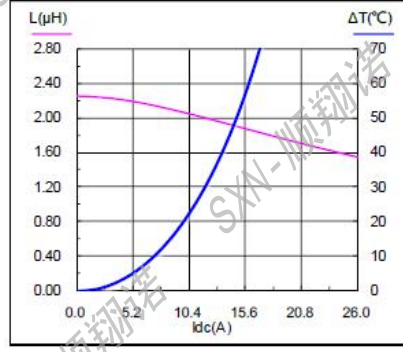




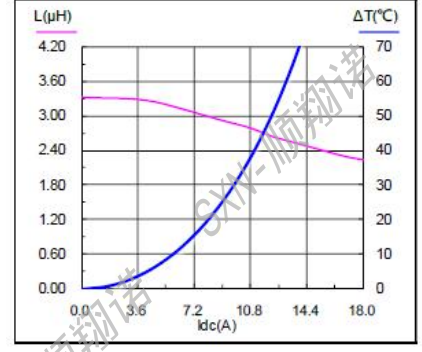
SMMS1040-1R5M



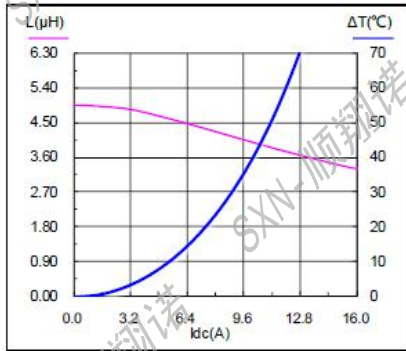
SMMS1040-2R2M



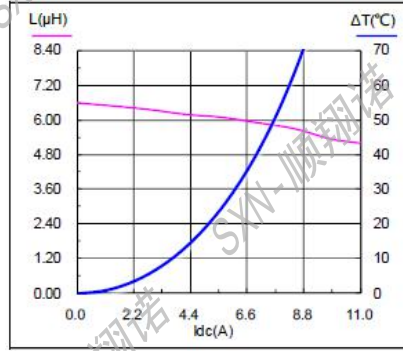
SMMS1040-3R3M



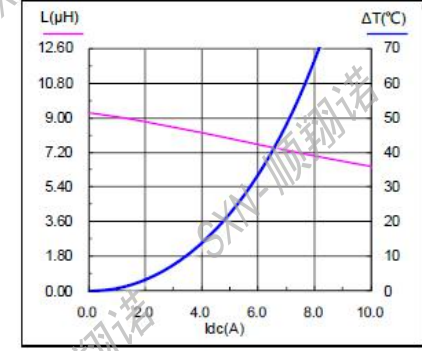
SMMS1040-4R7M



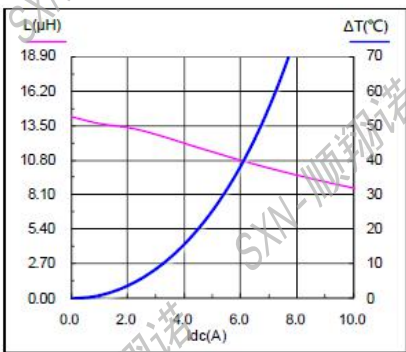
SMMS1040-6R8M



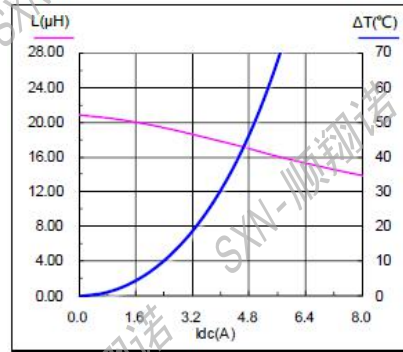
SMMS1040-100M



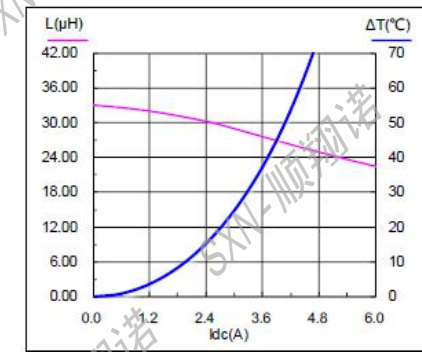
SMMS1040-150M



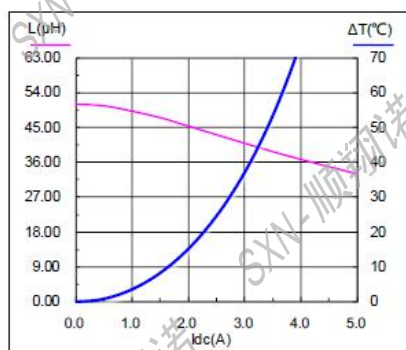
SMMS1040-220M



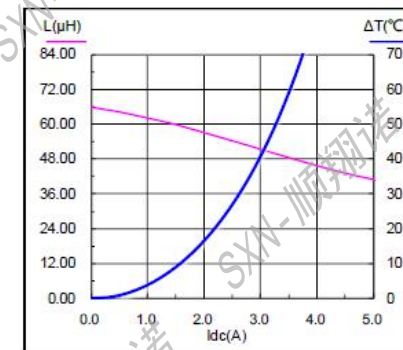
SMMS1040-330M



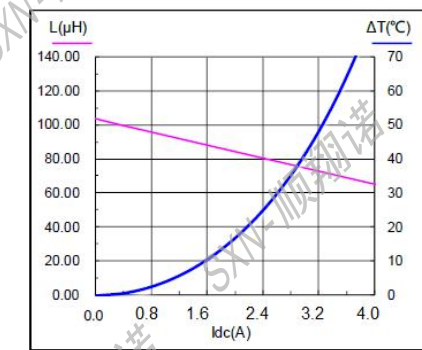
SMMS1040-470M



SMMS1040-680M



SMMS1040-101M

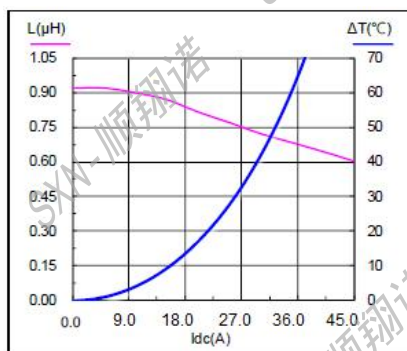


● SMMS1050 Series Electrical Characteristics (Electrical specifications at 25 °C)

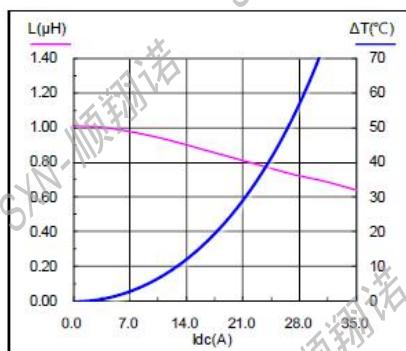
| Part No       | Inductance<br>100KHz 1.0V |      | DCR (mΩ) |        | Saturation<br>Current | Temperature<br>Rise Current |
|---------------|---------------------------|------|----------|--------|-----------------------|-----------------------------|
|               | L(μH)<br>'@0A             | Tol  | Typical  | Max    | (A)<br>Typical        | (A)<br>Typical              |
| SMMS1050-R82M | 0.82                      | ±20% | 2.50     | 3.20   | 39.00                 | 22.00                       |
| SMMS1050-1R0M | 1.00                      | ±20% | 2.80     | 3.50   | 28.00                 | 18.00                       |
| SMMS1050-1R2M | 1.20                      | ±20% | 2.80     | 3.50   | 28.00                 | 18.00                       |
| SMMS1050-1R5M | 1.50                      | ±20% | 3.90     | 4.80   | 25.00                 | 16.00                       |
| SMMS1050-2R2M | 2.20                      | ±20% | 6.50     | 8.20   | 20.00                 | 13.00                       |
| SMMS1050-3R3M | 3.30                      | ±20% | 9.20     | 12.00  | 18.00                 | 10.00                       |
| SMMS1050-4R7M | 4.70                      | ±20% | 12.40    | 18.00  | 14.00                 | 9.50                        |
| SMMS1050-5R6M | 5.60                      | ±20% | 18.90    | 25.00  | 13.00                 | 8.50                        |
| SMMS1050-6R8M | 6.80                      | ±20% | 20.60    | 28.00  | 12.00                 | 8.00                        |
| SMMS1050-8R2M | 8.20                      | ±20% | 27.40    | 35.00  | 10.00                 | 7.00                        |
| SMMS1050-100M | 10.00                     | ±20% | 30.20    | 40.00  | 8.50                  | 5.50                        |
| SMMS1050-150M | 15.00                     | ±20% | 48.00    | 55.00  | 7.00                  | 4.50                        |
| SMMS1050-220M | 22.00                     | ±20% | 60.00    | 72.00  | 5.50                  | 4.00                        |
| SMMS1050-330M | 33.00                     | ±20% | 89.00    | 105.00 | 5.50                  | 3.50                        |
| SMMS1050-470M | 47.00                     | ±20% | 110.00   | 130.00 | 4.50                  | 3.00                        |
| SMMS1050-680M | 68.00                     | ±20% | 190.00   | 210.00 | 3.00                  | 2.00                        |

● Saturation current VS temperature rise current curve

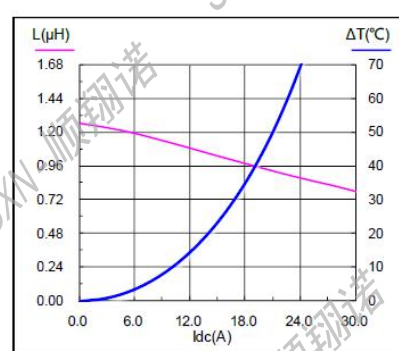
SMMS1050-R82M



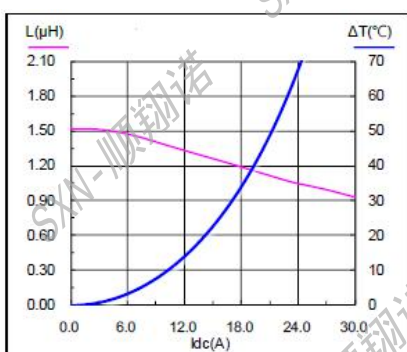
SMMS1050-1R0M



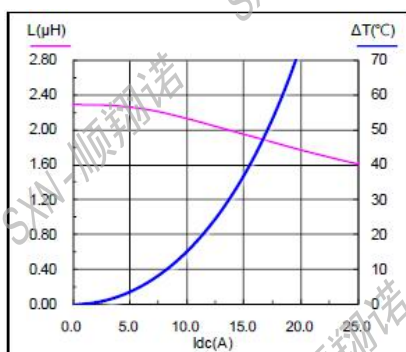
SMMS1050-1R2M



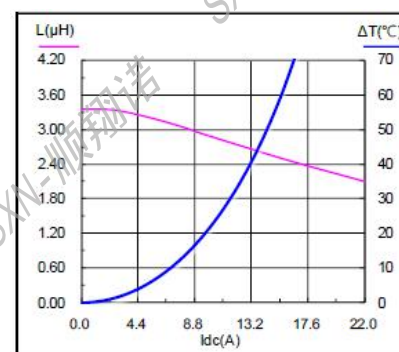
SMMS1050-1R5M



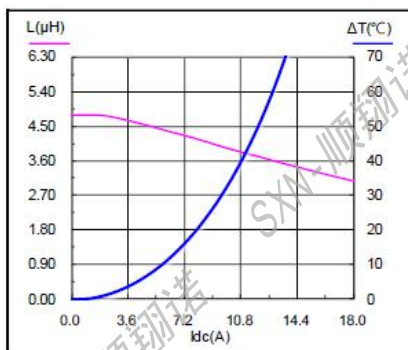
SMMS1050-2R2M



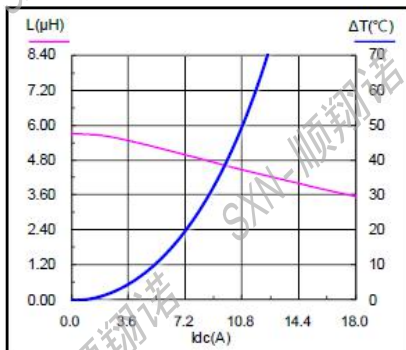
SMMS1050-3R3M



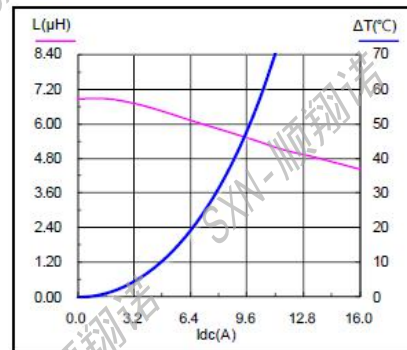
SMMS1050-4R7M



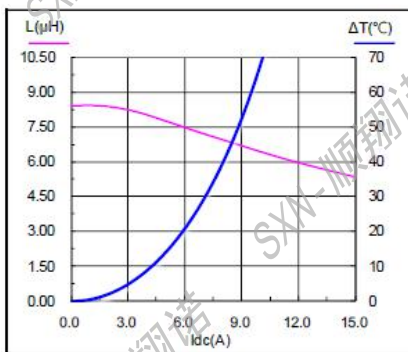
SMMS1050-5R6M



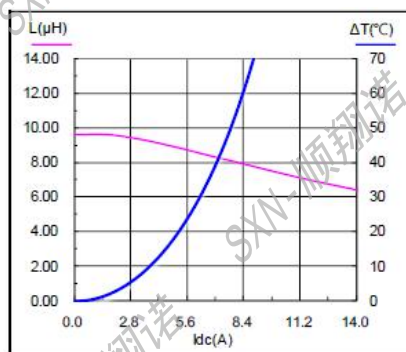
SMMS1050-6R8M



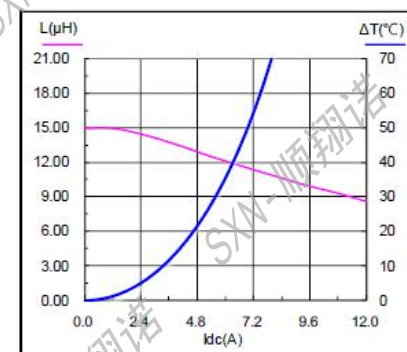
SMMS1050-8R2M



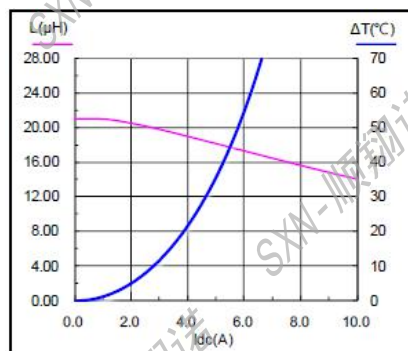
SMMS1050-100M



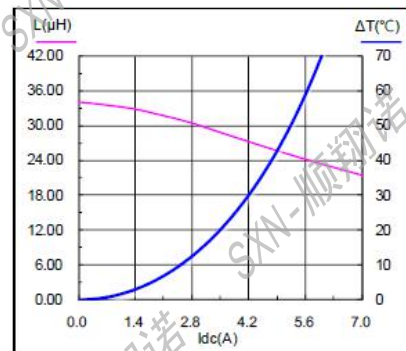
SMMS1050-150M



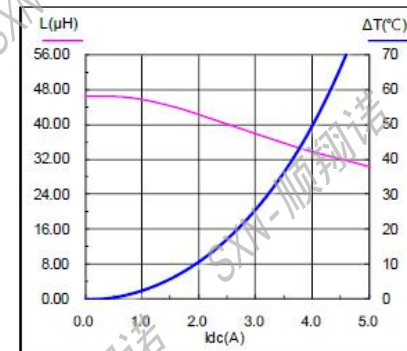
SMMS1050-220M



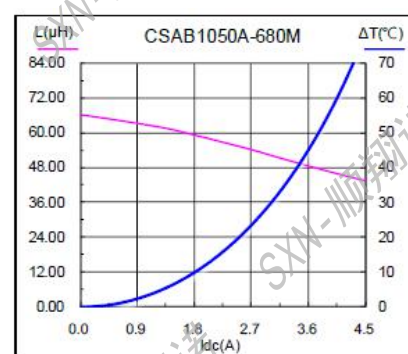
SMMS1050-330M



SMMS1050-470M



SMMS1050-680M



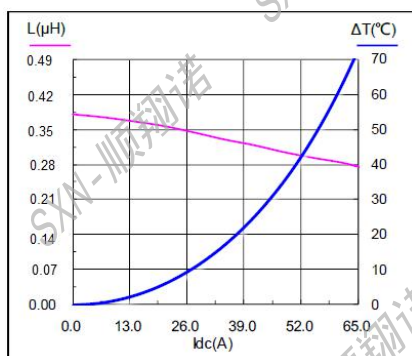


● SMMS1350 Series Electrical Characteristics (Electrical specifications at 25 °C)

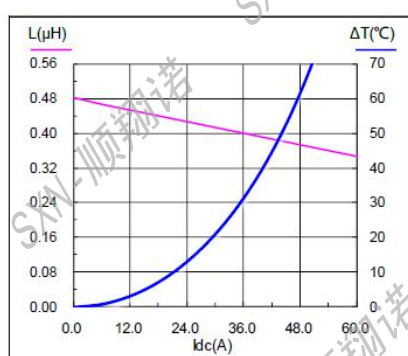
| Part No       | Inductance<br>100KHz 1.0V |      | DCR (mΩ) |        | Saturation<br>Current | Temperature<br>Rise Current |
|---------------|---------------------------|------|----------|--------|-----------------------|-----------------------------|
|               | L(μH)<br>'@0A             | Tol  | Typical  | Max    | (A)<br>Typical        | (A)<br>Typical              |
| SMMS1350-R36M | 0.36                      | ±20% | 0.85     | 1.10   | 60.00                 | 41.00                       |
| SMMS1350-R47M | 0.47                      | ±20% | 1.10     | 1.30   | 52.00                 | 39.00                       |
| SMMS1350-R68M | 0.68                      | ±20% | 1.20     | 1.50   | 40.00                 | 32.00                       |
| SMMS1350-R82M | 0.82                      | ±20% | 1.50     | 1.70   | 42.00                 | 30.00                       |
| SMMS1350-1R0M | 1.00                      | ±20% | 1.90     | 2.20   | 35.00                 | 26.00                       |
| SMMS1350-1R5M | 1.50                      | ±20% | 2.70     | 3.20   | 30.00                 | 23.00                       |
| SMMS1350-2R2M | 2.20                      | ±20% | 4.00     | 5.00   | 26.00                 | 20.00                       |
| SMMS1350-3R3M | 3.30                      | ±20% | 7.00     | 9.00   | 22.00                 | 15.00                       |
| SMMS1350-4R7M | 4.70                      | ±20% | 9.00     | 11.00  | 17.00                 | 12.00                       |
| SMMS1350-6R8M | 6.80                      | ±20% | 15.00    | 18.00  | 14.00                 | 11.00                       |
| SMMS1350-100M | 10.00                     | ±20% | 20.00    | 23.00  | 12.00                 | 8.00                        |
| SMMS1350-150M | 15.00                     | ±20% | 28.00    | 32.00  | 10.00                 | 6.00                        |
| SMMS1350-220M | 22.00                     | ±20% | 45.00    | 52.00  | 7.00                  | 4.50                        |
| SMMS1350-330M | 33.00                     | ±20% | 66.00    | 75.00  | 4.00                  | 4.00                        |
| SMMS1350-470M | 47.00                     | ±20% | 100.00   | 120.00 | 5.00                  | 3.00                        |
| SMMS1350-680M | 68.00                     | ±20% | 115.00   | 135.00 | 4.50                  | 2.50                        |

● Saturation current VS temperature rise current curve

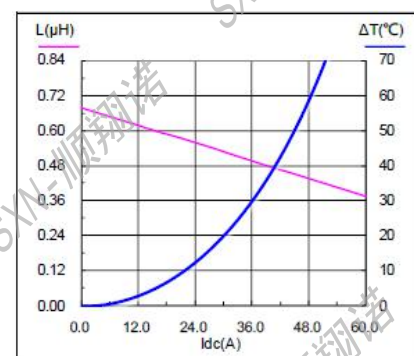
SMMS1350-R36M



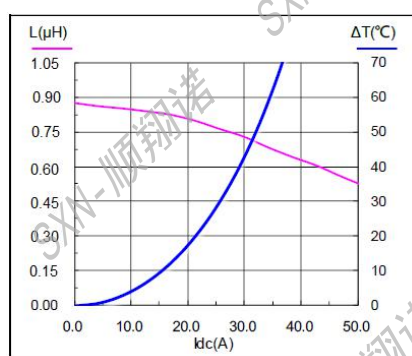
SMMS1350-R47M



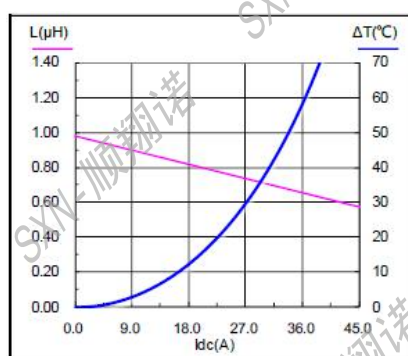
SMMS1350-R68M



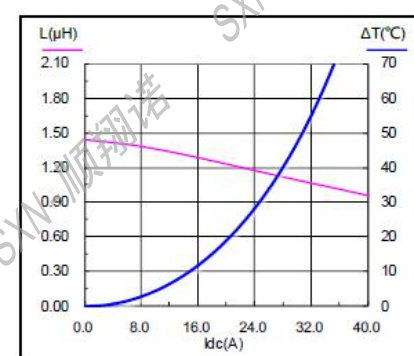
SMMS1350-R82M



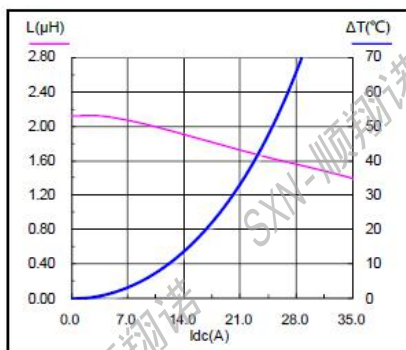
SMMS1350-1R0M



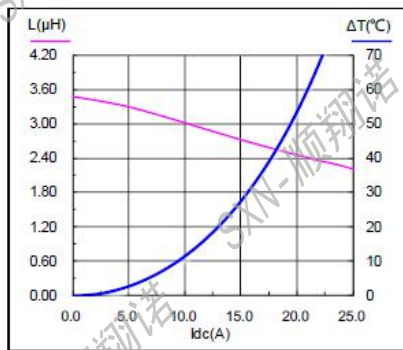
SMMS1350-1R5M



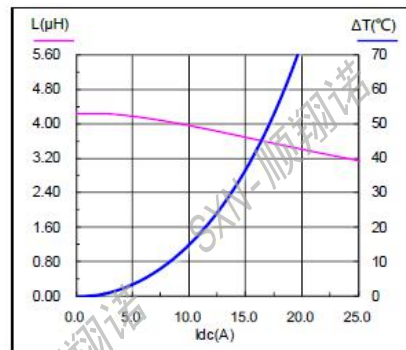
SMMS1350-2R2M



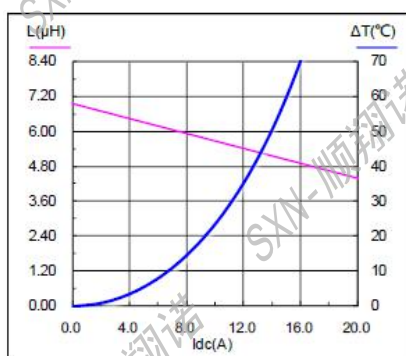
SMMS1350-3R3M



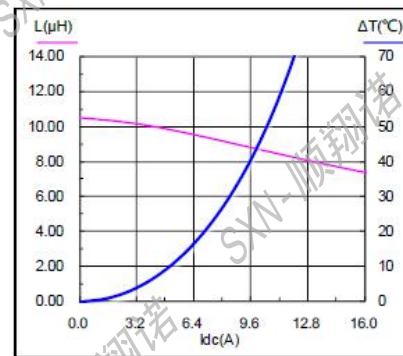
SMMS1350-4R7M



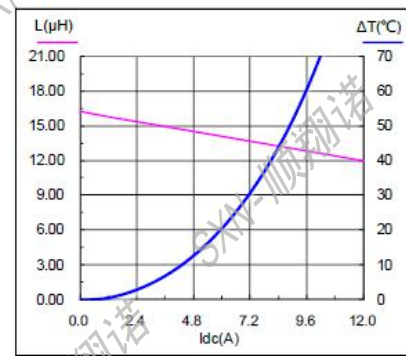
SMMS1350-6R8M



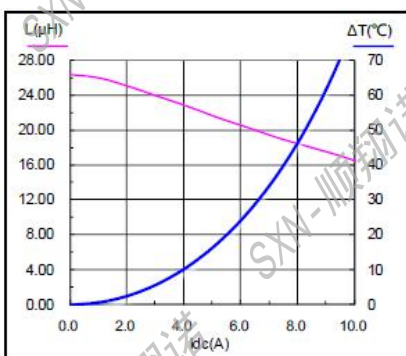
SMMS1350-100M



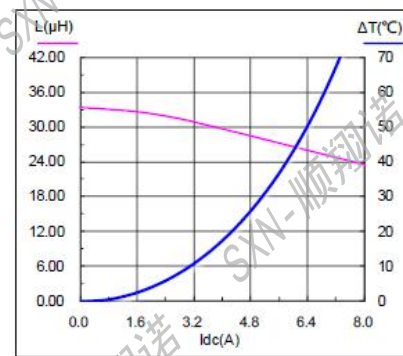
SMMS1350-150M



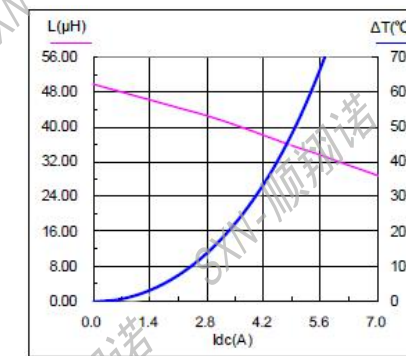
SMMS1350-220M



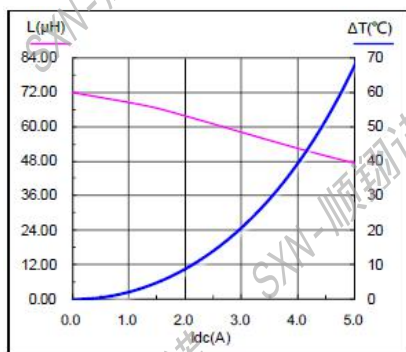
SMMS1350-330M



SMMS1350-470M



SMMS1350-680M



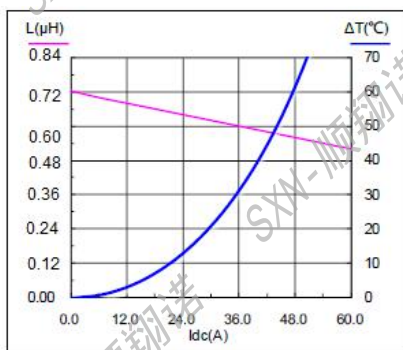
● SMMS1360 Series Electrical Characteristics (Electrical specifications at 25 °C)

| Part No       | Inductance<br>100KHz 1.0V |      | DCR (mΩ) |        | Saturation<br>Current | Temperature<br>Rise Current |
|---------------|---------------------------|------|----------|--------|-----------------------|-----------------------------|
|               | L(μH)<br>'@0A             | Tol  | Typical  | Max    | (A)<br>Typical        | (A)<br>Typical              |
| SMMS1360-R68M | 0.68                      | ±20% | 1.20     | 1.40   | 55.00                 | 33.00                       |
| SMMS1360-1R0M | 1.00                      | ±20% | 1.50     | 1.70   | 35.00                 | 30.00                       |
| SMMS1360-2R2M | 2.20                      | ±20% | 2.60     | 3.00   | 25.00                 | 20.00                       |
| SMMS1360-3R3M | 3.20                      | ±20% | 5.50     | 6.00   | 22.00                 | 16.00                       |
| SMMS1360-4R7M | 4.70                      | ±20% | 6.80     | 8.00   | 18.00                 | 13.00                       |
| SMMS1360-6R8M | 6.80                      | ±20% | 10.00    | 14.00  | 15.00                 | 12.00                       |
| SMMS1360-8R2M | 8.20                      | ±20% | 13.50    | 16.00  | 14.00                 | 11.00                       |
| SMMS1360-100M | 10.00                     | ±20% | 18.00    | 21.00  | 12.50                 | 10.00                       |
| SMMS1360-220M | 22.00                     | ±20% | 34.00    | 38.00  | 8.00                  | 5.00                        |
| SMMS1360-270M | 27.00                     | ±20% | 36.00    | 42.00  | 7.00                  | 4.50                        |
| SMMS1360-330M | 33.00                     | ±20% | 47.00    | 56.00  | 7.00                  | 4.50                        |
| SMMS1360-470M | 47.00                     | ±20% | 58.00    | 70.00  | 6.00                  | 4.00                        |
| SMMS1360-680M | 68.00                     | ±20% | 105.00   | 125.00 | 5.00                  | 3.50                        |
| SMMS1360-820M | 82.00                     | ±20% | 115.00   | 140.00 | 4.00                  | 3.00                        |
| SMMS1360-101M | 100.00                    | ±20% | 130.00   | 200.00 | 3.00                  | 2.50                        |

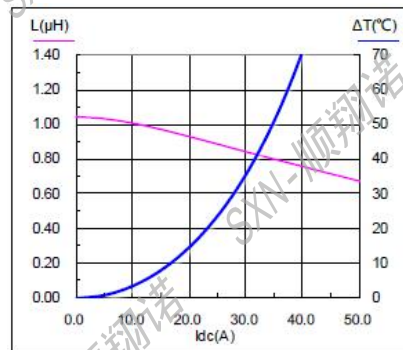
- Saturation Current: DC current at which inductance drops 30% from its value without current.
- Temperature Rise Current: the actual value of DC current when the temperature rise is  $\Delta T$  40 °C (Ta=25 °C).
- Rated DC Current: The less value which is Isat or Irms.
- Special remind: Circuit design, component, PCB trace size and thickness, airflow and other cooling provisions all affect the part temperature. Part temperature should be verified in the end application.

● Saturation current VS temperature rise current curve

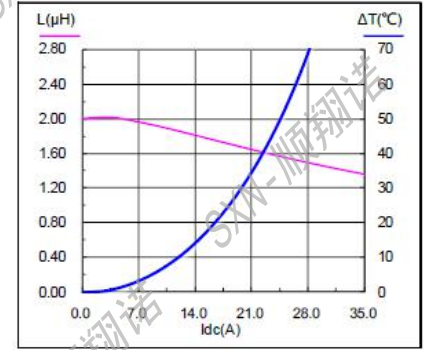
SMMS1360-R68M



SMMS1360-1R0M

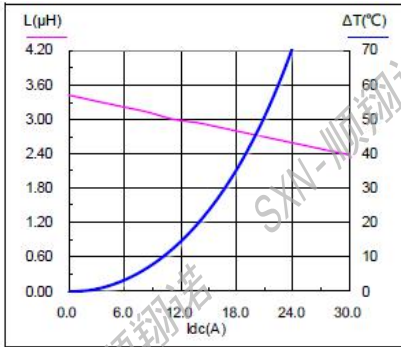


SMMS1360-2R2M

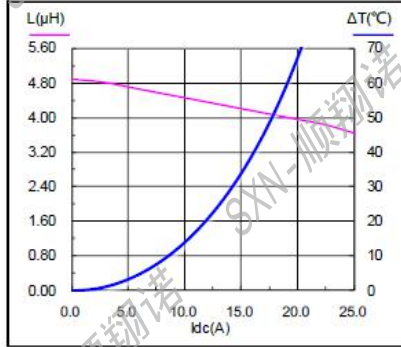




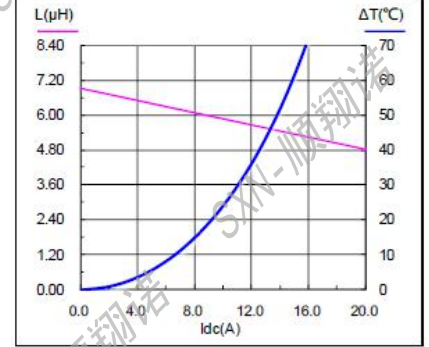
SMMS1360-3R3M



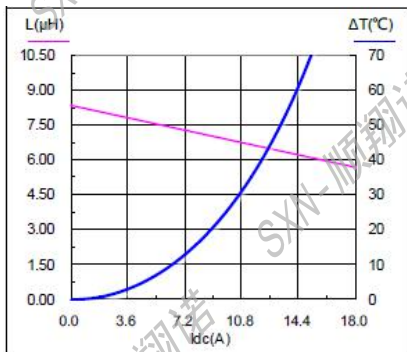
SMMS1360-4R7M



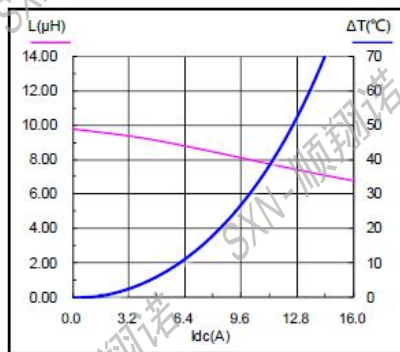
SMMS1360-6R8M



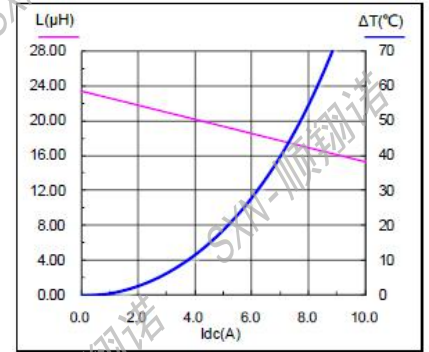
SMMS1360-8R2M



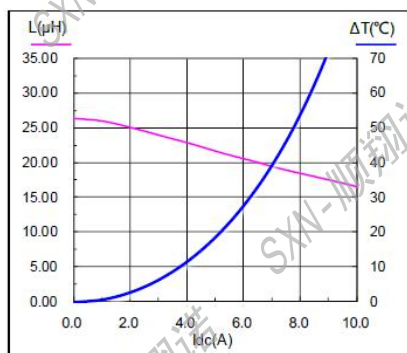
SMMS1360-100M



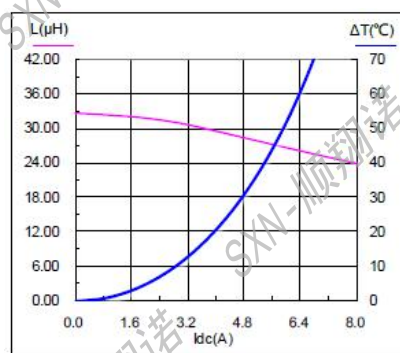
SMMS1360-220M



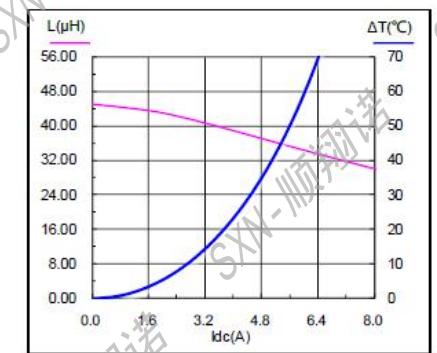
SMMS1360-270M



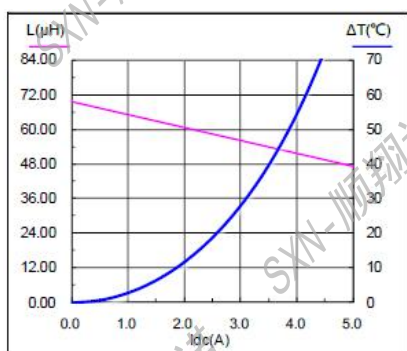
SMMS1360-330M



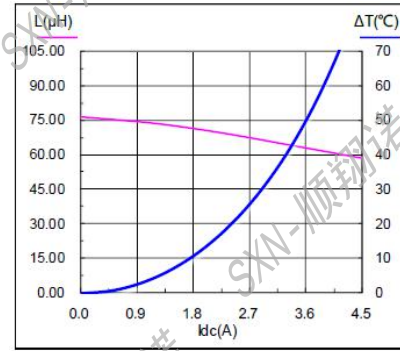
SMMS1360-470M



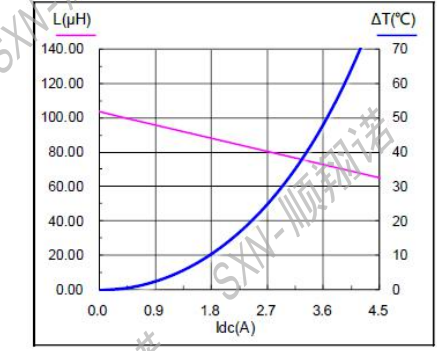
SMMS1360-680M



SMMS1360-820M



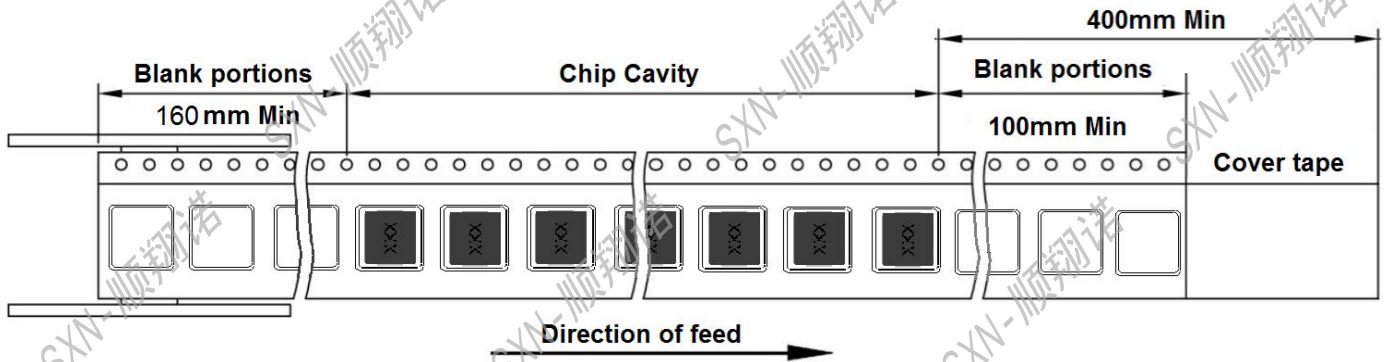
SMMS1360-101M



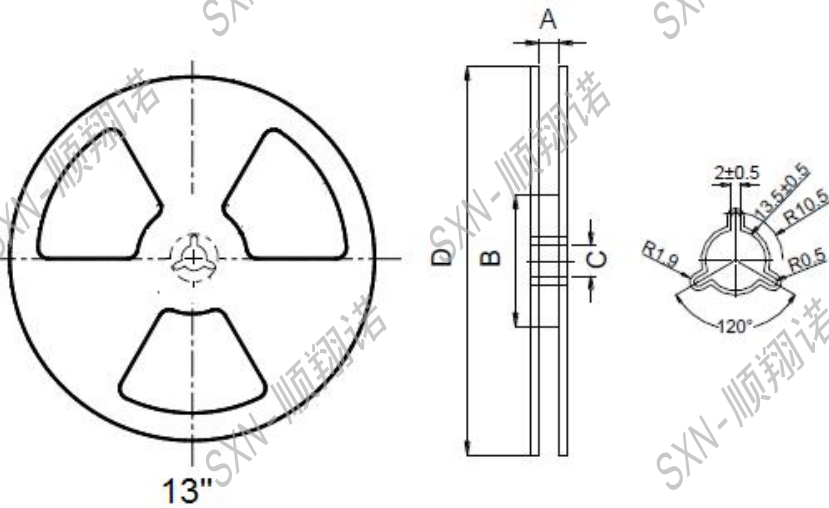
◆ 产品包装:

Packaging:

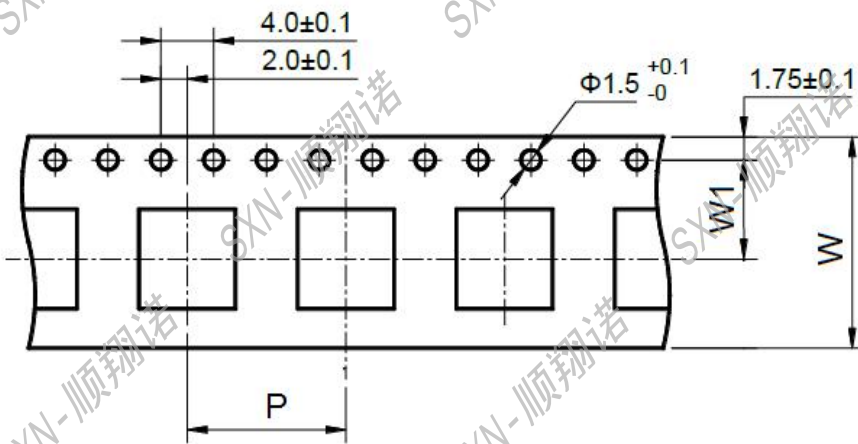
● Tape and Reel Specifications: (Dimensions are in mm)



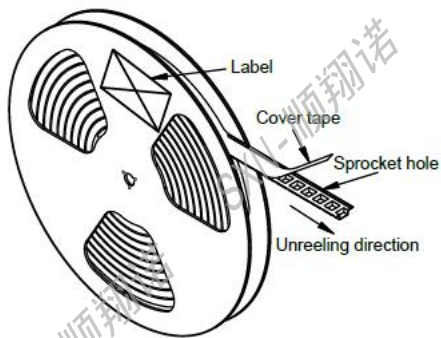
● Reel dimensions (mm)



● Tape Dimension (mm)

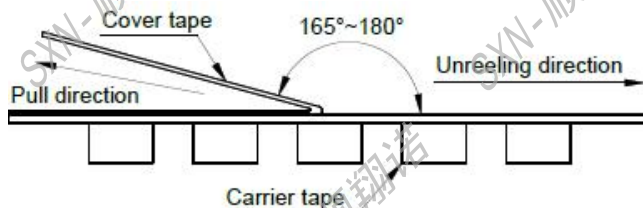


## ● Cover tape peel off condition

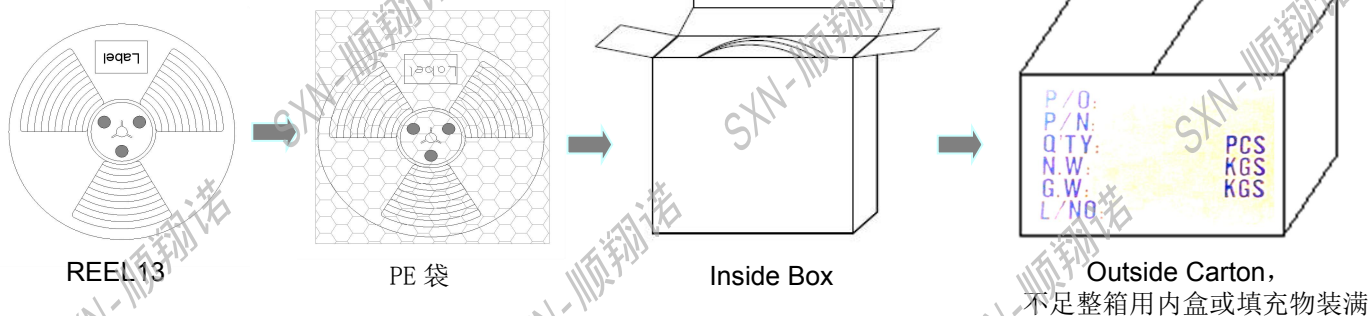


a) Cover tape peel force shall be 10 to 120g

b) Noodle strip peeling angle 165° to 180°



## ● Packing quantity

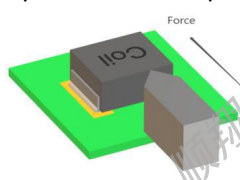

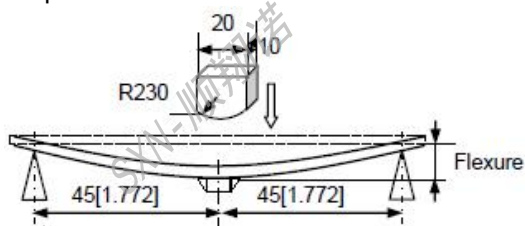


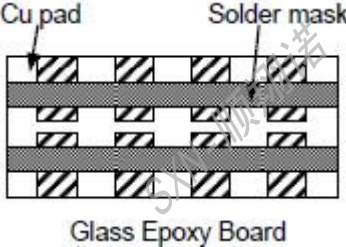
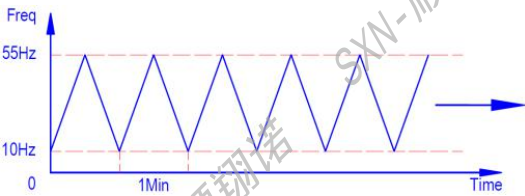
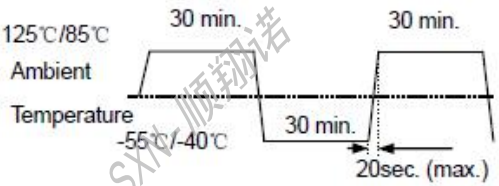
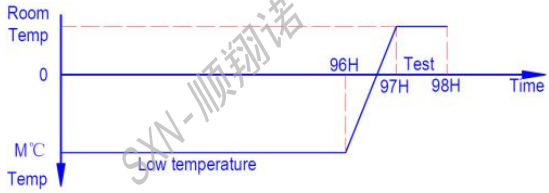
| Part No. | Tape Dimension |      |      | Reel Dimensions |    |    |     | REEL (PCS) | Inside Box(PCS) | Outside Carton(PCS) |
|----------|----------------|------|------|-----------------|----|----|-----|------------|-----------------|---------------------|
|          | W              | P    | W1   | A               | B  | C  | D   |            |                 |                     |
| SMMS0420 | 12.0           | 8.0  | 5.5  | 24.4            | 60 | 13 | 330 | 3000       | 12,000          | 48,000              |
| SMMS0520 | 12.0           | 8.0  | 5.5  | 24.4            | 60 | 13 | 330 | 2000       | 8000            | 32,000              |
| SMMS0530 | 12.0           | 8.0  | 5.5  | 24.4            | 60 | 13 | 330 | 2000       | 8000            | 32,000              |
| SMMS0624 | 16.0           | 12.0 | 7.5  | 24.4            | 60 | 13 | 330 | 1000       | 3000            | 12,000              |
| SMMS0630 | 16.0           | 12.0 | 7.5  | 24.4            | 60 | 13 | 330 | 1000       | 3000            | 12,000              |
| SMMS0650 | 16.0           | 12.0 | 7.5  | 24.4            | 60 | 13 | 330 | 1000       | 3000            | 12,000              |
| SMMS1040 | 24.0           | 16.0 | 11.5 | 24.4            | 60 | 13 | 330 | 1000       | 2000            | 8000                |
| SMMS1050 | 24.0           | 16.0 | 11.5 | 24.4            | 60 | 13 | 330 | 500        | 1000            | 4000                |
| SMMS1350 | 24.0           | 16.0 | 11.5 | 24.4            | 60 | 13 | 330 | 500        | 1000            | 4000                |
| SMMS1360 | 24.0           | 16.0 | 11.5 | 24.4            | 60 | 13 | 330 | 400        | 800             | 3200                |

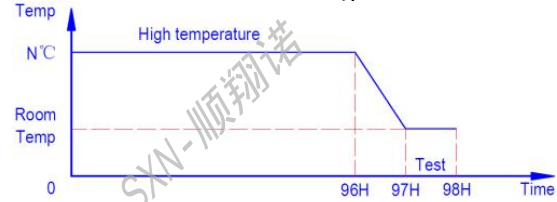
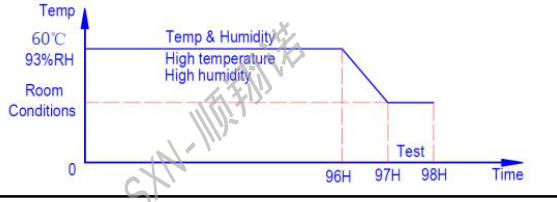


◆可靠性测试:

Reliability Testing:

| Items  | Requirements  | Test Methods and Remarks   |
|--|---|--|
| Terminal Strength<br>Reference documents: GB/T 2423.60-2008<br>端子強度(SMT) | 1. Pulling test:<br>Define: A: sectional area of terminal<br>$A \geq 8\text{mm}^2$ force $\geq 5\text{N}$ time: 30sec<br>$8\text{mm}^2 < A \leq 20\text{mm}^2$ force $\geq 10\text{N}$ time: 10sec<br>$20\text{mm}^2 < A$ force $\geq 20\text{N}$ time: 10sec<br>2. Solder paste thickness: 0.12mm<br>3. Meet the above requirements without any loose terminal   | Solder the inductor to the testing jig using leadfree solder. Then apply a force in the<br>Keep time: $10 \pm 1\text{s}$ Speed: 1.0mm/s.<br>   |
| Terminal Strength<br>Reference documents: GB/T 2423.60-2008<br>端子強度(DIP) | 1. Terminal diameter (d) mm $0.35 < d \leq 0.50$ Applied force: 5N Duration: 10sec<br>2. Terminal diameter (d) mm $0.50 < d \leq 0.80$ Applied force: 10N Duration: 10sec<br>3. Terminal diameter (d) mm $0.80 < d \leq 1.25$ Applied force: 20N Duration: 10sec<br>4. Terminal diameter (d) mm $D > 1.25$ Applied force: 40N Duration: 10sec<br>5. Meet the above requirements without any loose terminal. | Pull Force: the force shall be applied gradually to the terminal and then maintained for 10 seconds.<br>   |
| Resistance to Flexure<br>JIS C 5321:1997<br>抗弯曲性试验                       | 1. No visible mechanical damage.  | 1. Solder the inductor to the test jig (glass epoxy board)<br>2. shown in Using a leadfree solder. Then apply a force in the direction shown<br>3. Flexure: 2mm.<br>4. Pressurizing Speed: 0.5mm/sec.<br>5. Keep time: 30 sec.<br> |
| Dropping<br>Reference documents: GB/T 2423.7-2018<br>落下試驗                | 1. No case deformation or change in appearance.<br>2. No short and no open.   | 1. Drop the packaged products from 1m high in 1 angle, 3 ridges and 6 surfaces, twice in each direction.   |
| Solderability<br>Reference documents: GB/T 2423.28-2005<br>可焊性试验         | 1. No visible mechanical damage.<br>2. Wetting shall exceed 75% coverage for<br>3. Terminals must have 95% minimum solder coverage  | 1. Solder temperature: $240 \pm 2^\circ\text{C}$<br>2. Duration: 3 sec.<br>3. Solder: Sn/3.0Ag/0.5Cu.<br>4. Flux: 25% Resin and 75% ethanol in weight  |

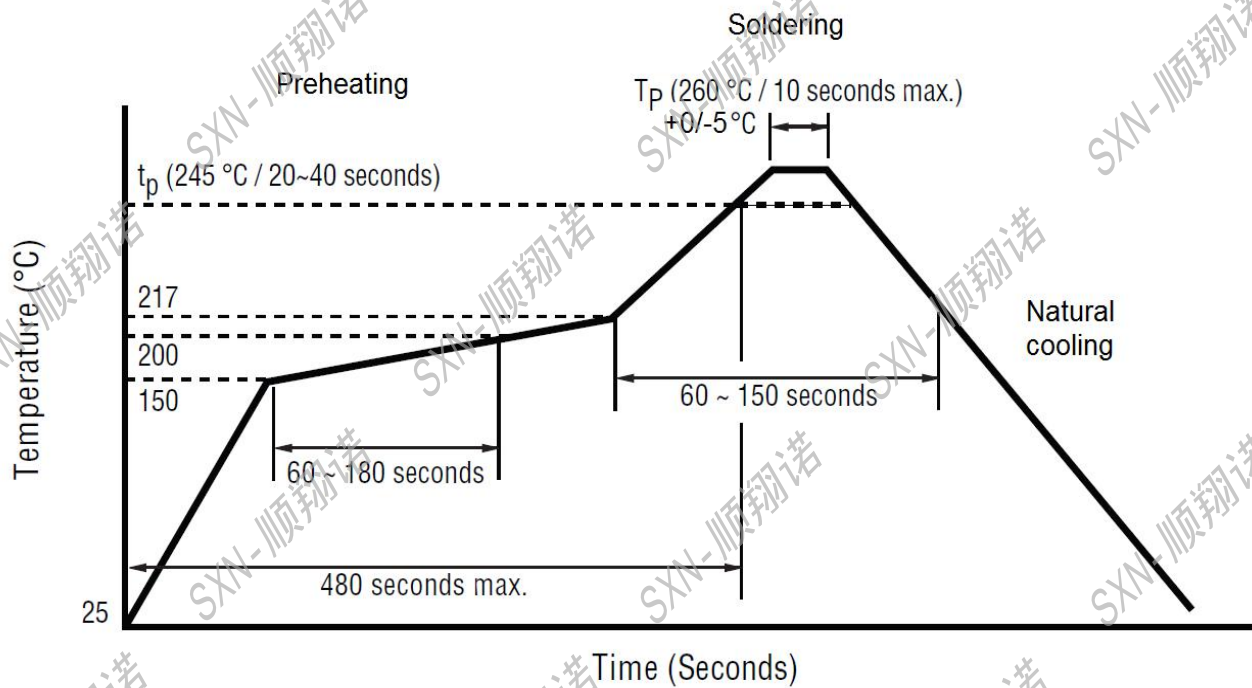
| Items  | Requirements   | Test Methods and Remarks  |
|--|--|---|
| <p>Vibration</p> <p>Reference documents:<br/>GB/T 2423.10-2019</p> <p>振動試驗</p>                                 | <p>1.No visible mechanical damage.</p> <p>2. Inductance change: Within <math>\pm 10\%</math>.</p> <p>3. Q factor change: Within <math>\pm 20\%</math>.</p>  | <p>1.Solder the inductor to the testing jig (glass epoxy boardshown in ) using leadfree solder.</p> <p>2.The inductor shall be subjected to a simple harmonic motion having total amplitude of 1.5mm, the frequency being varied uniformly between the approximate limits of 10 and 55 Hz.</p> <p>3.The frequency range from 10 to 55 Hz and return to 10 Hz shall be traversed in approximately 1 minute. This motion shall be applied for a period of 2 hours in each 3 mutually perpendicular directions(total of 6 hours).</p>  |
| <p>Thermal Shock</p> <p>Reference documents:<br/>GB/T 2423.22-2012</p> <p>Method Na</p> <p>冷热冲击试验</p>          | <p>1.No visible mechanical damage.</p> <p>2. Inductance change: Within <math>\pm 10\%</math>.(Mn-Zn: Within <math>\cong 30\%</math> )</p> <p>3. Q factor change: Within <math>\pm 20\%</math>.</p>   | <p>1.Start at ( 85~125 °C ) for T time, rush to (-55~-40 °C ) for T time as one cycle, go through 100 cycles.</p> <p>2.Transforming interval: Max. 20 sec.</p> <p>3.Tested cycle: 100 cycles.</p> <p>4.The chip shall be stabilized at normal condition for 1~2 hours</p>   |
| <p>Low temperature Storage</p> <p>Reference documents:<br/>GB/T 2423.1-2008</p> <p>Method Ab</p> <p>低温储存试验</p> | <p>1.No visible mechanical damage.</p> <p>2. Inductance change: Within <math>\pm 10\%</math>.(Mn-Zn: Within <math>\cong 30\%</math> )</p> <p>3. Q factor change: Within <math>\pm 20\%</math>.</p>   | <p>1.Temperature:M(-55~-40 <math>\pm 2^\circ\text{C}</math>)</p> <p>2.Duration: 96<math>\pm 2</math> hours</p> <p>3. The chip shall be stabilized at normal condition for 1~2 hours before measuring.</p>   |

| Items  | Requirements  | Test Methods and Remarks   |
|--|---|--|
| High temperature Storage<br>Reference documents: GB/T 2423.2-2008<br>Method Bb<br>高温储存试验 | 1.No visible mechanical damage.<br>2. Inductance change: Within $\pm 10\%$ .(Mn-Zn: Within $\cong 30\%$ )<br>3.Q factor change: Within $\pm 20\%$ .                                       | 1.Temperature:N( $125\sim 85\pm 2^\circ\text{C}$ ).<br>2.Duration: 96 $\pm$ 2 hours<br>3.The chip shall be stabilized at normal condition for 1~2 hours before measuring.<br>                    |
| Damp Heat (Steady States)<br>Reference documents: GB/T 2423.3-2016<br>恒定湿热试验             | 1.No visible mechanical damage.<br>2. Inductance change: Within $\pm 10\%$ .(Mn-Zn: Within $\cong 30\%$ )<br>3.Q factor change: Within $\pm 20\%$ .                                       | 1.Temperature: $60\pm 2^\circ\text{C}$<br>2.Humidity: 90% to 95% RH.<br>3.Duration: 96 $\pm$ 2 hours.<br>4.The chip shall be stabilized at normal condition for 1~2 hours before measuring.<br> |
| Heat endurance of Reflow soldering<br>Reference documents: GJB 360B-2009<br>回流焊耐热性试验     | 1.No significant defects in appearance.<br>2. $\Delta L/L \cong 10\%$ (Mn-Zn: $\Delta L/L \cong 30\%$ )<br>3. $\Delta Q/Q \cong 30\%$ (SMD series only)<br>4. $\Delta DCR/DCR \cong 10\%$ | 1.Refer to the above reflow curve and go through the reflow for twice.<br>2.The peak temperature : $260\pm 0/-5^\circ\text{C}$   |
| Resistance to solvent test<br>Reference documents: IEC 68-2-45:1993<br>耐溶剂性试验            | No case deformation or change in appearance or obliteration of marking  | To dip parts into IPA solvent for $5\pm 0.5$ Min, then drying them at room temp for 5Min, at last , to brushing making 10 times.   |
| Overload test<br>Reference documents: JIS C5311-6.13<br>过负荷试验                            | 1.During the test no smoke, no peculiar, smell, no fire<br>2.The characteristic is normal after test  | Apply twice as rated current for 5 minutes.  |
| voltage resistance test<br>Reference documents: MIL-STD-202G Method 301<br>绝缘耐压测试        | 1.During the test no breakdown<br>2.The characteristic is normal after test   | 1. For parts with two coils<br>2. DC1000V, Current: 1mA, Time: 1Min.<br>3. Refer to catalogue of specific products   |



◆ 推荐回流焊温度曲线

Recommended reflow soldering curve:



The recommended reflow conditions as above graph, is set according to our soldering equipment. DUE to various manufactures may have different reflow soldering equipment, products, process conditions, set methods. And so on, when setting the reflow conditions, Please adjust and confirm according to users' environment/equipment.

## 使用注意事项

### REMINDERS FOR USING THESE PRODUCTS



- 保存时间为12 个月以内，保存条件（温度5~40°C以下、湿度35 ~ 66%RH 以下），需充分注意。若超过保存时间，端子电极的可焊性将可能老化。

The storage period is within 12 months. Be sure to follow the storage conditions (temperature: 5~40°C, humidity: 35 to 65% RH or less). If the storage period elapses, the soldering of the terminal electrodes may deteriorate.

- 请勿在气体腐蚀环境（盐、酸、碱等）下使用和保存。

Do not use or store in locations where there are conditions such as gas corrosion (salt, acid, alkali, etc.).

- 手上的油脂会导致可焊性降低，应避免用手直接接触端子。

Don't touch electrodes directly with bare hands as oil secretions may inhibit soldering. Always ensure optimum conditions for soldering.

- 请小心轻拿轻放，避免由于产品的跌落或取出不当而导致的损坏。

Please always handle products carefully to prevent any damage caused by dropping down or inappropriate removing.

- 端子过度弯曲会导致断线，请不要过度弯曲端子。

Don't bend the terminals with excessive stress in case of any wire fracture.

- 不要清洗产品，如需要清洗时请联系我司。

Don't rinse coils by yourself and please contact SXN if necessary.

- 请勿将本产品靠近磁铁或带有磁力的物体

Don't expose the products to magnets or magnetic fields

- 在实施焊接前，请务必进行预热。预热温度与焊接温度及芯片温度的温度差要在150°C 以内。

Before soldering, be sure to preheat components. The preheating temperature should be set so that the temperature difference between the solder temperature and chip temperature does not exceed 150°C.

- 安装后的焊接修正应在规格书规定的条件范围内。若加热过度可能导致短路、性能降低、寿命减少。

Soldering corrections after mounting should be within the range of the conditions determined in the specifications. If overheated, a short circuit, performance deterioration, or lifespan shortening may occur.

- 装置会因通电而自我发热（温度上升），因此在热设计方面需留有充分余地。

Self heating (temperature increase) occurs when the power is turned ON, so the tolerance should be sufficient for the set thermal design.

- 非磁屏蔽型在基板设计时需注意配置线圈，受到电磁干扰可能会导致误动作。

Carefully lay out the coil for the circuit board design of the non-magnetic shield type. A malfunction may occur due to magnetic interference.

## X-ON Electronics

Largest Supplier of Electrical and Electronic Components

*Click to view similar products for [Fixed Inductors](#) category:*

*Click to view products by [SXN](#) manufacturer:*

Other Similar products are found below :

[CR43NP-680KC](#) [CR54NP-470LC](#) [CR54NP-820KC](#) [CR54NP-8R5MC](#) [70F224AI](#) [MGDQ4-00004-P](#) [MHL1ECTTP18NJ](#) [MHQ1005P10NJ](#)  
[MHQ1005P1N0S](#) [MHQ1005P2N4S](#) [MHQ1005P3N6S](#) [MHQ1005P5N1S](#) [MHQ1005P8N2J](#) [PE-51506NL](#) [PE-53601NL](#) [PE-53602NL](#) [PE-](#)  
[53630NL](#) [PE-53824SNLT](#) [PE-92100NL](#) [PG0434.801NLT](#) [PG0936.113NLT](#) [9220-20](#) [9310-16](#) [PM06-2N7](#) [PM06-39NJ](#) [A01TK](#) [1206CS-](#)  
[471XJ](#) [HC2LP-R47-R](#) [HC2-R47-R](#) [HC3-2R2-R](#) [HC3-R50-R](#) [HC8-1R2-R](#) [HCF1305-3R3-R](#) [1206CS-151XG](#) [RCH664NP-140L](#) [RCH664NP-](#)  
[4R7M](#) [RCH8011NP-221L](#) [RCP1317NP-332L](#) [RCP1317NP-391L](#) [RCR1010NP-470M](#) [RCR110DNP-331L](#) [DH2280-4R7M](#) [DS1608C-106](#)  
[ASPI-4020HI-R10M-T](#) [B10TJ](#) [B82498B3680J000](#) [ELJ-RE27NJF2](#) [1812CS-153XJ](#) [1812CS-183XJ](#) [1812CS-223XJ](#)