



TAI-SAW TECHNOLOGY CO., LTD.

No. 3, Industrial 2nd Rd., Ping-Chen Industrial District,
Taoyuan, 324, Taiwan, R.O.C.

TEL: 886-3-4690038 FAX: 886-3-4697532

E-mail: ttsales@mail.taisaw.com Web: www.taisaw.com

Product Specifications Approval Sheet

Product Name: TCXO SMD 2.0x1.6 26.0MHz

TST Part No.: TX0408CB

Customer Part No.: _____

<p>Company: _____</p> <p>Division: _____</p> <p>Approved by: _____</p> <p>Date: _____</p>

Checked by: CC Hsu *C. C Hsu*

Approved by: Kelly Huang *Kelly Huang*

Date: 08/12/2020

1. Customer signed back is required before TST can proceed with sample build and receive orders.
2. Orders received without customer signed back will be regarded as agreement on the specifications.
3. Any specifications changes must be approved upon by both parties and a new revision of specifications shall be released to reflect the changes.



TAI-SAW TECHNOLOGY CO., LTD.
TCXO SMD 2.0x1.6 26.0MHz

MODEL NO.: TX0408CB

REV. NO.: 1

Revise:

Rev.	Rev. Page	Rev. Account	Date	Ref. No.	Revised by
1	N/A	Initial release	08/12/20'	N/A	C.C. Hsu



TAI-SAW TECHNOLOGY CO., LTD.

No. 3, Industrial 2nd Rd., Ping-Chen Industrial District,
Taoyuan, 324, Taiwan, R.O.C.

TEL: 886-3-4690038 FAX: 886-3-4697532

E-mail: tstsales@mail.taisaw.com Web: www.taisaw.com

TCXO SMD 2.0x1.6 26.0MHz

MODEL NO.: TX0408CB

REV. NO.: 1

Features:

- Ultra Miniature SMD Package
- Good Frequency Stability
- Good Phase Noise Response
- Moisture Sensitivity Level (MSL) : Level-1

RoHS Compliant
Lead-free soldering

Description and Applications:

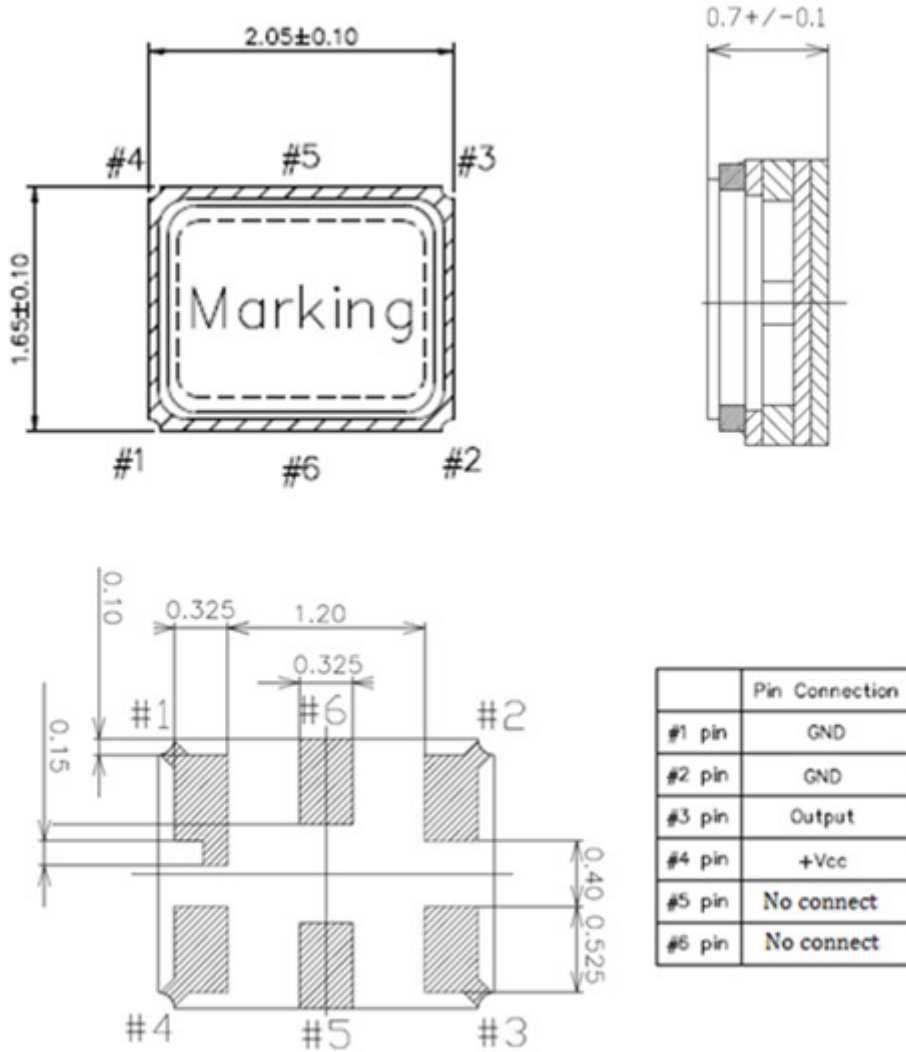
Surface mount 2.0mmx1.6mm TCXO for use in wireless communications devices

Electrical Specifications:

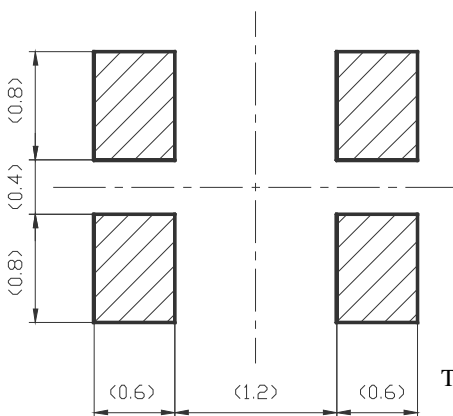
TX0408CB	Specifications
Nominal Frequency, Fo	26.0 MHz
Storage Temperature Range	-40°C to +85°C
Operating Temperature Range	-40°C to +85°C
Power Supply Voltage, Vcc	1.8~3.6 V (Nominal to 1.8V)
Output Voltage with Load 10pF//10KΩ, Vout	0.8 Vp-p min
Power Supply Current, Icc	1.5 mA max
Frequency Tolerance as received	+/- 1.0 ppm max @ 25°C +/- 2°C
Frequency Tolerance after reflow	+/- 2.0 ppm max @ 25°C +/- 2°C
Frequency Stability	
a. Vs. Temperature (-30~85°C)	+/- 0.5 ppm reference to the middle point between minimum and maximum frequency value
Vs. Temperature (-40~-30°C)	+/- 3.0 ppm
b. Vs. Load varied 10pF//10KΩ+/-10%	+/- 0.2 ppm
c. Vs. Supply Voltage varied Vcc+/-5%	+/- 0.2 ppm
Start Up Time (90% of final RF level in Vp-p)	2.0 msec max.
Static temperature hysteresis	+/- 0.6 ppm max.
Aging	+/-1.0 ppm/ first year @25°C
Harmonics	-8.0 dBc max

SSB Phase Noise (@1Hz Carrier Offset) (@10Hz Carrier Offset) (@100Hz Carrier Offset) (@1kHz Carrier Offset) (@10kHz Carrier Offset) (@100kHz Carrier Offset)	-54 dBc/Hz max -84 dBc/Hz max -108 dBc/Hz max -132 dBc/Hz max -147 dBc/Hz max -149 dBc/Hz max
Marking	Laser marking

Mechanical Dimensions (mm):



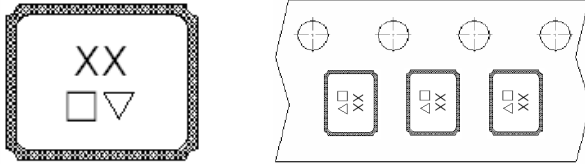
Recommended Land Pattern: (unit: mm)



Marking:

Line 1: Frequency (26)

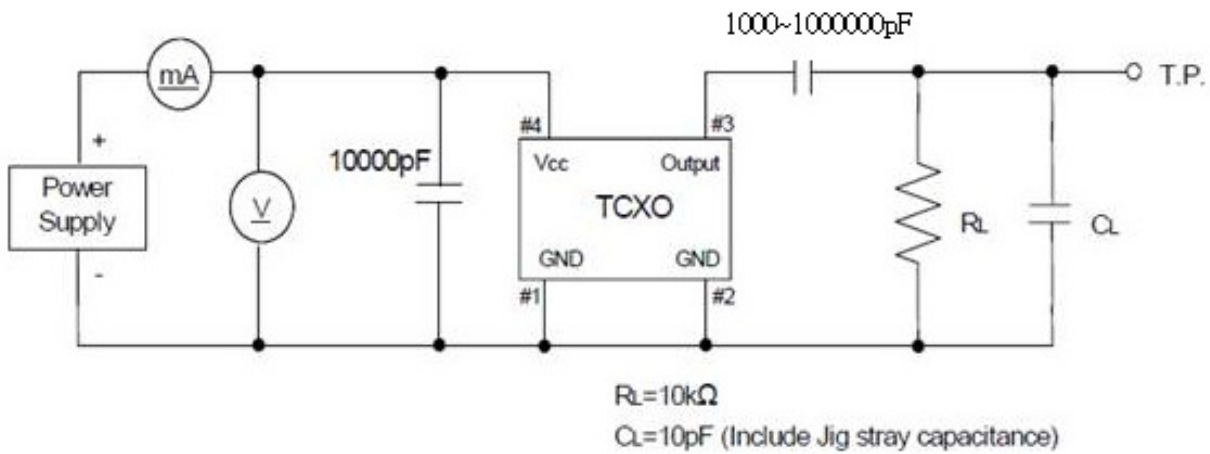
Line 2: Product Code : □ (□ is TST internal tracking code) + Date Code of Year/Month : ▽



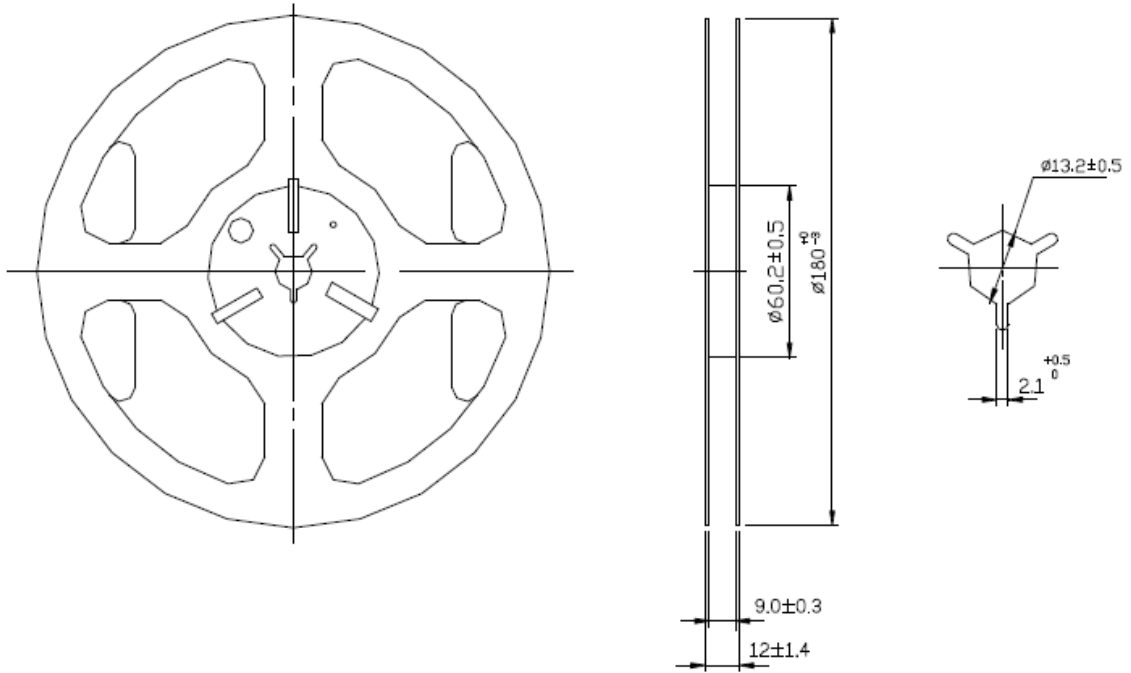
▽ : Date Code Table: Year/Month

Year/Month	1	2	3	4	5	6	7	8	9	10	11	12
2017	n	p	q	r	s	t	u	v	w	x	y	z
2018	A	B	C	D	E	F	G	H	J	K	L	M
2019	N	P	Q	R	S	T	U	V	W	X	Y	Z
2020	a	b	c	d	e	f	g	h	i	j	k	m
2021	n	p	q	r	s	t	u	v	w	x	y	z

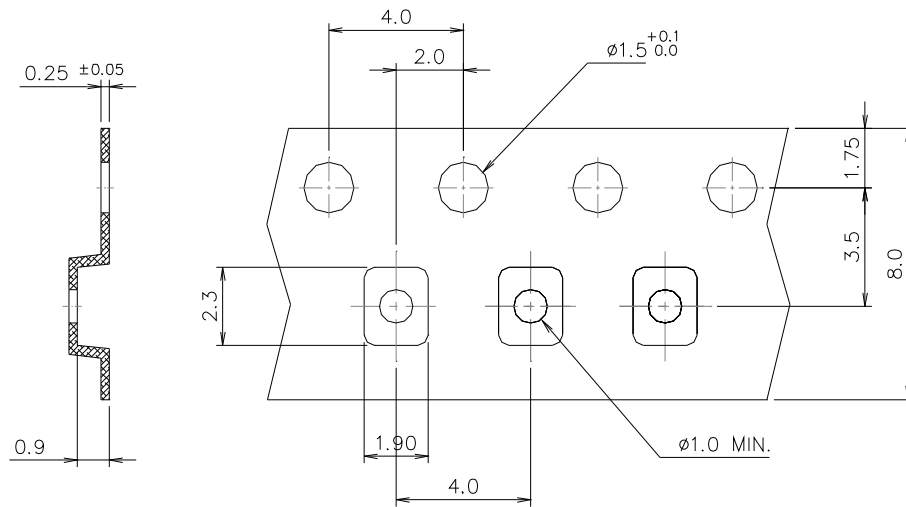
Recommended Circuit



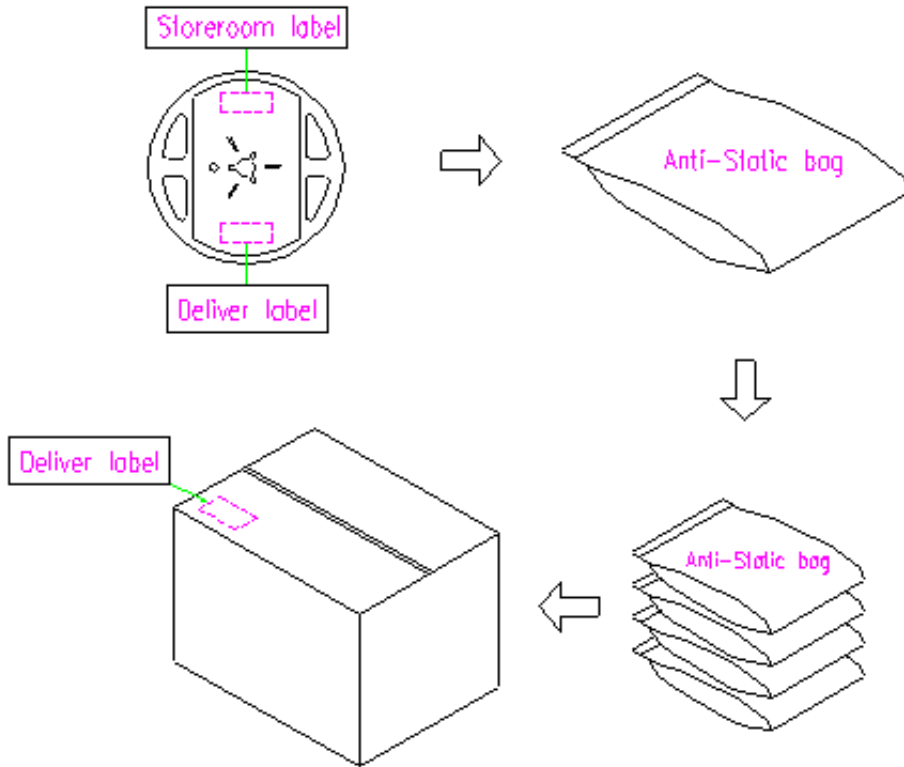
Reel Dimension



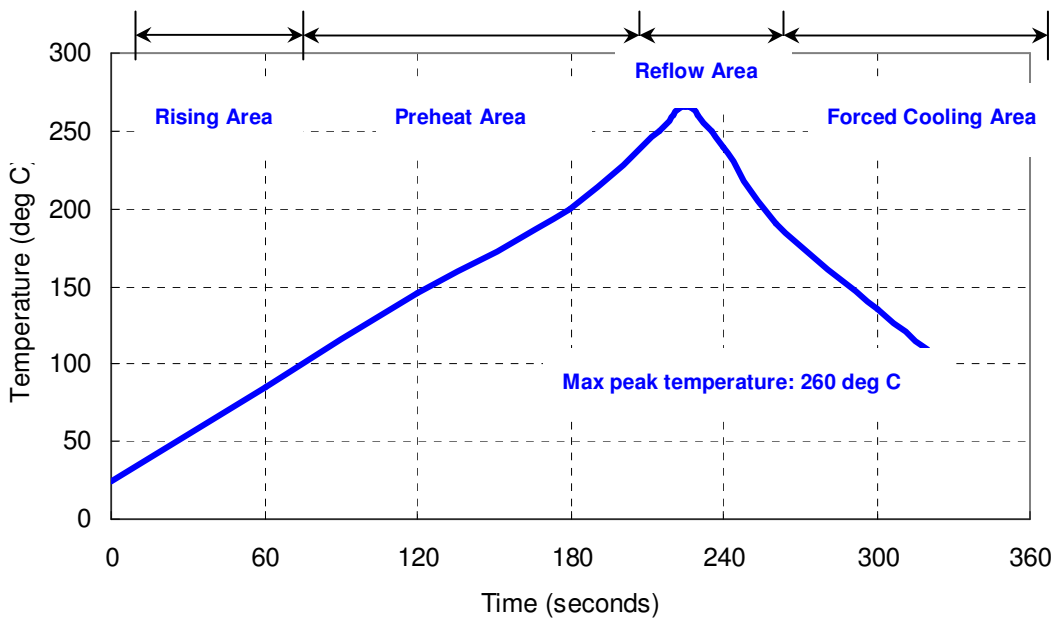
Tape Dimensions (mm)



Packing Quantity/Packing: 3K pcs maximum per reel



Reflow Profile:



Notes of the Usage:

1. Touch the solder iron at 260 ± 5 deg C onto the leads for 10 ± 2 sec max or touch the solder at 350 ± 5 deg C onto the leads for 3 ± 0.5 sec.
2. In the customer's reflow process, if it will remain some mechanical stress at the soldering terminals, also make some cracks on the soldering termination. Some cracks will cause open or short circuit and cause of thermal increasing or smoking. Don't make any excess mechanical stress to soldering points.
3. In case of giving a heavy shock to the products, it may make an open or short circuit and cause of thermal increasing and smoking. To avoid heavy shock impact applying to products is strictly required.
4. Ultrasonic cleaning should be avoided to prevent damage to the TCXO.
5. Do Not Use Ultrasonic-Wave Soldering or Wave Solder with Package Immersed in Solder.

Notes of the Storage:

1. To keep products under the condition at the room temperature ($-5\sim 35$ deg C) with normal humidity (45~75%). Absorption of moisture and dewdrop may make inferiority of characteristics and a short circuit.
2. Oxidization of terminals shall make the solderability more inferior. Dusts and corrosive gas will make a cause of the open or short circuit. Keep it in the clean place where is not in dusty and no corrosive gas.
3. Use the anti-static material to the storage package.
4. Don't put any excess weight to the TCXO in the storage process.
5. Don't move the product from the cold place to the hot place in the short time, otherwise it may make some dew-drop, then a short circuit may happen in case.
6. Storage periods should be maximum 6 months under condition of above item 1 after delivery from TST factory.
7. Once open the bag, there is possibility of electrical characteristics deterioration due to absorption of moisture. So, please use parts within 7 days after opening the bag.
- 8.** If you have to keep parts without using after opening the bag, please put the drying agent in the bag, fold the bag and keep it in the place where temperature and humidity are controlled (nitrogen atmosphere box etc.)

X-ON Electronics

Largest Supplier of Electrical and Electronic Components

Click to view similar products for [TCXO Oscillators](#) category:

Click to view products by [Tai-Saw Technology](#) manufacturer:

Other Similar products are found below :

[AST3TQ-40.000MHZ-5](#) [SIT5000ACC8E-33VQ-19.200000X](#) [SiT5001AI-2E-33N0-48.000000X](#) [TG3225CEN 25.0000M-KFGNNAB](#)
[SIT5001AI-2E-33N0-24.000000x](#) [SIT1566AC-JV-18E-32.768E](#) [AST3TDATAACJ5-10.0000MHz](#) [AST3TDATAACJ5-20.0000MHz](#)
[AST3TDA53TACJ2-38.8800MHz](#) [AST3TDATAACJ5-38.8800MHz](#) [NT0503CC3I287EN10](#) [NT0503CH3I287CN25](#) [NT0503CH3I287CN30.72](#)
[NT0503CC3I287DN20](#) [TG-3541CE 32.7680KXB0](#) [KT1612A26000AAW18TBL](#) [KT1612A26000AAW18NBL](#) [TG-5006CG-12H 26.0000M0](#)
[TG2520SMN 38.4000M-MCGNNM3](#) [X1G004131000900](#) [X1G0041310042](#) [1XXC26000PKA](#) [X1G005441030316](#) [X1G005441020616](#)
[X1G005441030416](#) [X1G005421020416](#) [X1G005441020316](#) [7L26002007](#) [1XTV12800MDA](#) [X1G005421031215](#) [X1G005421020516](#)
[SX1T19.200B010J020S](#) [T132S4-25000ML33DTL](#) [X1G0053710200](#) [NT0503CH3I287EN10](#) [8153H-50.000LH33DTL](#) [NT0503EH3I106EN10](#)
[NT0507BH3I107BN40](#) [NT0503CH3I207EN10](#) [NT0507BH3I507EA10](#) [BT0507BC3I287CN38.4B](#) [NT0507BH3I106BA50](#)
[NT0503CH3I507CN24.576](#) [OW2EL89CENUXFMYLC-16M](#) [OW2EL89CENUXFMYLC-32M](#) [OW2EL89CENUXFMYLC-24M](#)
[OW7EL89CENUYO3YLC-24M](#) [OW3EL89CENUNFAYLC-26M](#) [OW7EL89CENUYO3YLC-20M](#) [OW7EL89CENUNFAYLC-52M](#)