

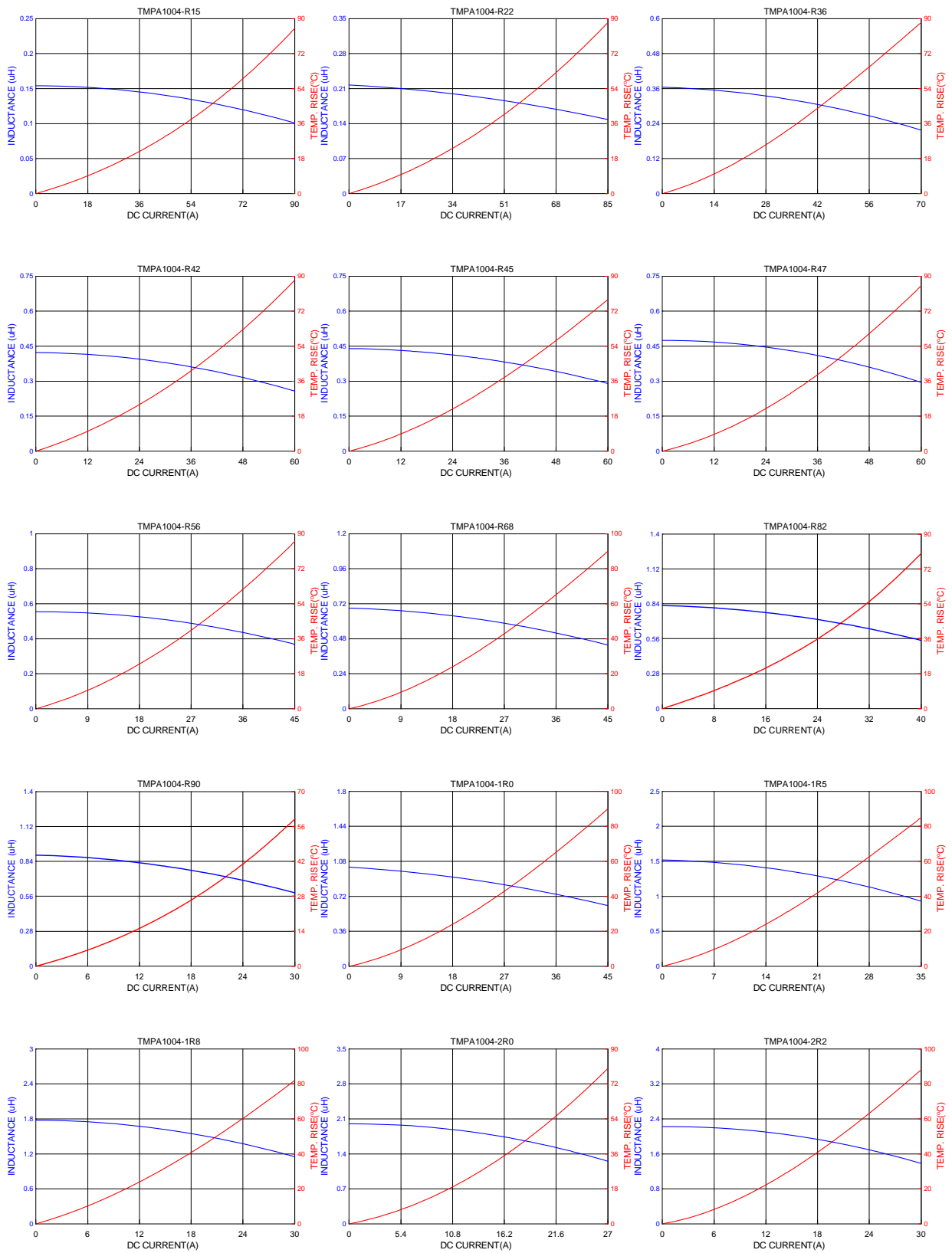
5. Specification

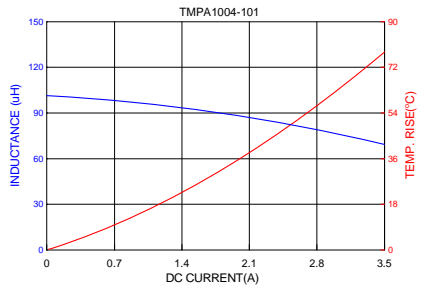
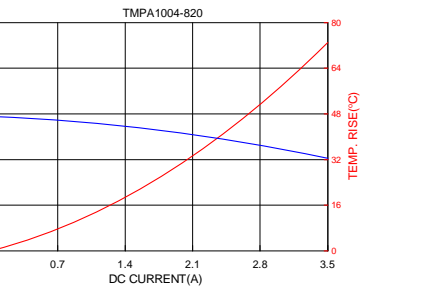
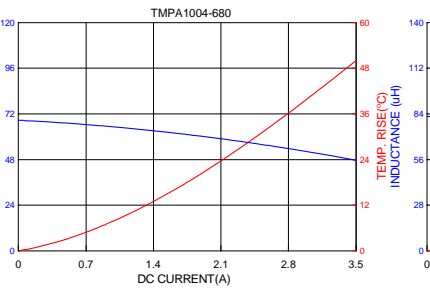
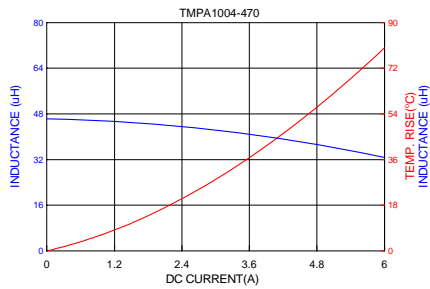
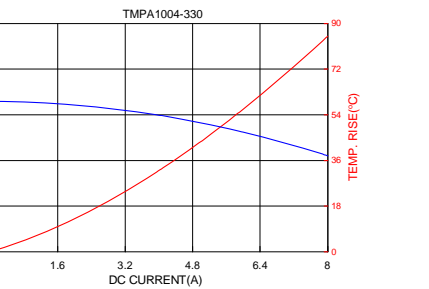
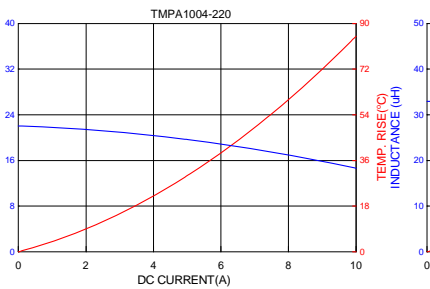
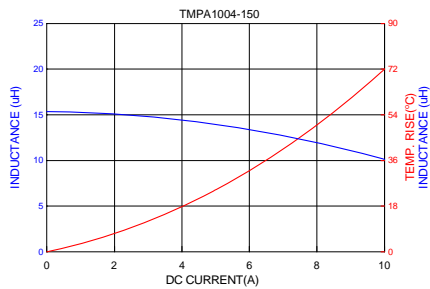
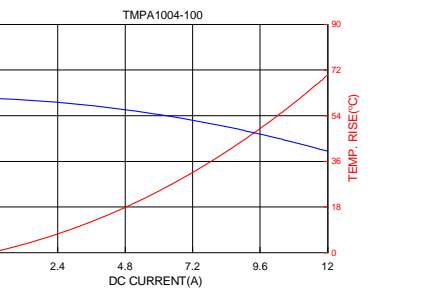
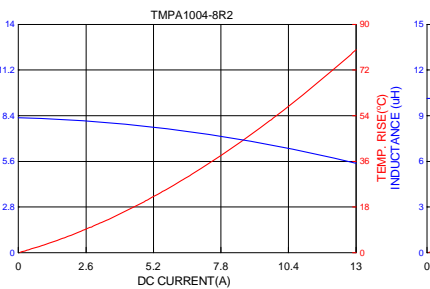
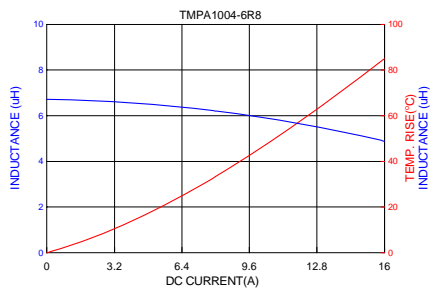
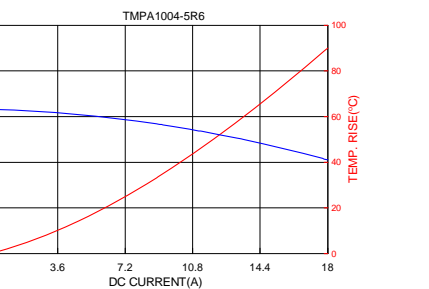
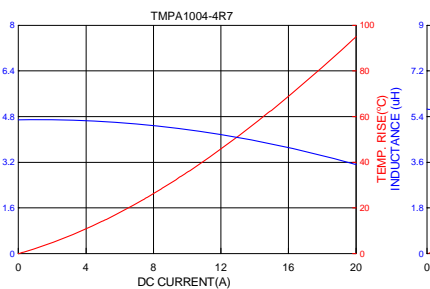
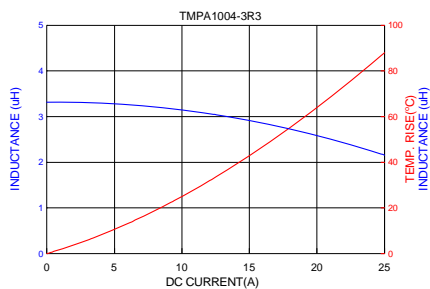
Part Number	Inductance L0 A(μ H) $\pm 20\%$	Heat Rating Current DC I rms.(A)		Saturation Current DC I sat. (A)		DCR (m Ω)Typ	DCR (m Ω)Max	Type
		Typ	Max	Typ	Max			
TMPA1004S-R15YN-D	0.15 $\pm 30\%$	44.0	38.0	82.0	75.0	0.5	0.6	non-leadframe
TMPA1004S-R22MN-D	0.22	36.0	33.0	70.0	60.0	0.72	0.83	non-leadframe
TMPA1004S-R36MN-D	0.36	33.0	29.0	51.0	45.0	1.05	1.18	non-leadframe
TMPA1004S-R42MN-D	0.42	32.5	28.5	50.0	42.0	1.15	1.3	non-leadframe
TMPA1004S-R45MN-D	0.45	32.5	28.5	48.0	42.0	1.2	1.4	non-leadframe
TMPA1004S-R47MN-D	0.47	32.0	28.0	46.0	40.0	1.3	1.5	non-leadframe
TMPA1004S-R56MN-D	0.56	25.0	23.0	34.0	29.0	1.6	1.8	non-leadframe
TMPA1004S-R68MN-D	0.68	23.0	20.0	31.0	28.0	1.9	2.2	non-leadframe
TMPA1004S-R82MN-D	0.82	22.0	19.0	30.0	27.0	2.1	2.5	non-leadframe
TMPA1004S-R90MN-D	0.90	21.0	19.0	29.5	27.0	2.2	2.6	non-leadframe
TMPA1004S-1R0MN-D	1.00	20.0	18.0	29.0	26.0	2.9	3.25	non-leadframe
TMPA1004S-1R5MN-D	1.50	17.5	16.0	26.0	22.0	3.7	4.2	non-leadframe
TMPA1004S-1R8MN-D	1.80	16.5	15.0	23.0	20.5	5.1	5.7	leadframe
TMPA1004S-2R0MN-D	2.00	16.0	14.5	21.0	18.0	5.3	6.1	leadframe
TMPA1004S-2R2MN-D	2.20	15.0	13.0	20.0	16.0	5.8	6.7	leadframe
TMPA1004S-3R3MN-D	3.30	11.0	10.0	17.5	14.0	10.5	11.8	leadframe
TMPA1004S-4R7MN-D	4.70	8.8	8.0	15.2	13.0	15.8	19	leadframe
TMPA1004S-5R6MN-D	5.60	8.0	7.2	14.1	11.5	19	22.8	leadframe
TMPA1004S-6R8MN-D	6.80	7.8	6.8	12.2	11.0	22	24.5	leadframe
TMPA1004S-8R2MN-D	8.20	7.6	6.5	9.5	8.5	25	28	leadframe
TMPA1004S-100MN-D	10.0	7.5	6.1	8.6	7.5	27	30	leadframe
TMPA1004S-150MN-D	15.0	6.25	5.0	7.0	6.0	41	45	leadframe
TMPA1004S-220MN-D	22.0	5.0	4.1	6.2	5.5	58	66	leadframe
TMPA1004S-330MN-D	33.0	4.4	3.5	5.5	5.0	84	91	leadframe
TMPA1004S-470MN-D	47.0	3.5	3.0	4.0	3.7	125	143	leadframe
TMPA1004S-680MN-D	68.0	2.6	2.4	3.2	3.0	184	210	leadframe
TMPA1004S-820MN-D	82.0	2.3	2.1	3.0	2.8	240	270	leadframe
TMPA1004S-101MN-D	100	2.0	1.8	2.7	2.4	270	310	leadframe

Note:

1. Test frequency : Ls : 100KHz /1.0V.
2. All test data referenced to 25 $^{\circ}$ C ambient.
3. Testing Instrument(or equ) : L: HP4284A,CH11025,CH3302,CH1320,CH1320S LCR METER / Rdc:CH16502,Agilent33420A MICRO OHMMETER.
4. Heat Rated Current (Irms) will cause the coil temperature rise approximately ΔT of 40 $^{\circ}$ C
5. Saturation Current (Isat) will cause L0 to drop approximately 30%.
6. The part temperature (ambient + temp rise) should not exceed 125 $^{\circ}$ C under worst case operating conditions.Circuit design,component,PCB trace size and thickness,airflow and other cooling provisions all affect the part temperature. Part temperature should be verified in the end application.
7. Special inquiries besides the above common used types can be met on your requirement.

6. Typical Performance Curves





X-ON Electronics

Largest Supplier of Electrical and Electronic Components

Click to view similar products for [Fixed Inductors](#) category:

Click to view products by [TAITEC](#) manufacturer:

Other Similar products are found below :

[CR43NP-680KC](#) [CR54NP-470LC](#) [CR54NP-820KC](#) [CR54NP-8R5MC](#) [70F224AI](#) [MGDQ4-00004-P](#) [MHL1ECTTP18NJ](#) [MHQ1005P10NJ](#)
[MHQ1005P1N0S](#) [MHQ1005P2N4S](#) [MHQ1005P3N6S](#) [MHQ1005P5N1S](#) [MHQ1005P8N2J](#) [PE-51506NL](#) [PE-53601NL](#) [PE-53602NL](#) [PE-53630NL](#) [PE-53824SNLT](#) [PE-92100NL](#) [PG0434.801NLT](#) [PG0936.113NLT](#) [9220-20](#) [9310-16](#) [PM06-2N7](#) [PM06-39NJ](#) [A01TK](#) [1206CS-471XJ](#) [HC2LP-R47-R](#) [HC2-R47-R](#) [HC3-2R2-R](#) [HC3-R50-R](#) [HC8-1R2-R](#) [HCF1305-3R3-R](#) [1206CS-151XG](#) [RCH664NP-140L](#) [RCH664NP-4R7M](#) [RCH8011NP-221L](#) [RCP1317NP-332L](#) [RCP1317NP-391L](#) [RCR1010NP-470M](#) [RCR110DNP-331L](#) [DH2280-4R7M](#) [DS1608C-106](#)
[ASPI-4020HI-R10M-T](#) [B10TJ](#) [B82498B3101J000](#) [ELJ-RE27NJF2](#) [1812CS-153XJ](#) [1812CS-183XJ](#) [1812CS-223XJ](#)