

SMD Power Inductor

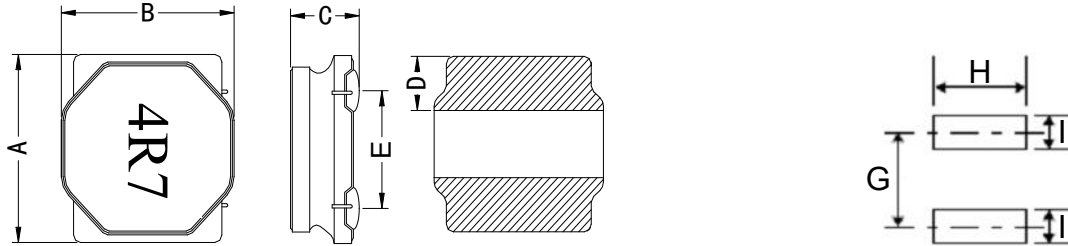
HPC4018BMV-SERIES

1. Features

1. This specification applies Low Profile Power Inductors.
2. 100% Lead(Pb) & Halogen-Free and RoHS compliant.
3. High reliability -Reliability tests comply with AEC-Q200.
4. Operating temperature:-55~+125°C(Including self - temperature rise).



2. Dimension



Series	A(mm)	B(mm)	C(mm)	D(mm)	E(mm)	G(mm)	H(mm)	I(mm)
HPC4018BMV	4.0±0.2	4.0±0.2	1.8 max.	1.1±0.2	2.5±0.2	2.8 ref.	3.7 ref.	1.2 ref.

3. Part Numbering



- A: Series
- B: Dimension
- C: Control S/N
- D: Category Code
- E: Inductance
- F: Inductance Tolerance

Black marking
 V=Vehicle
 4R7=4.70uH
 M=±20%,Y=±30%
 marking direction cannot decide polarity. Color: Black, unidirectional.
 magnetic shielding

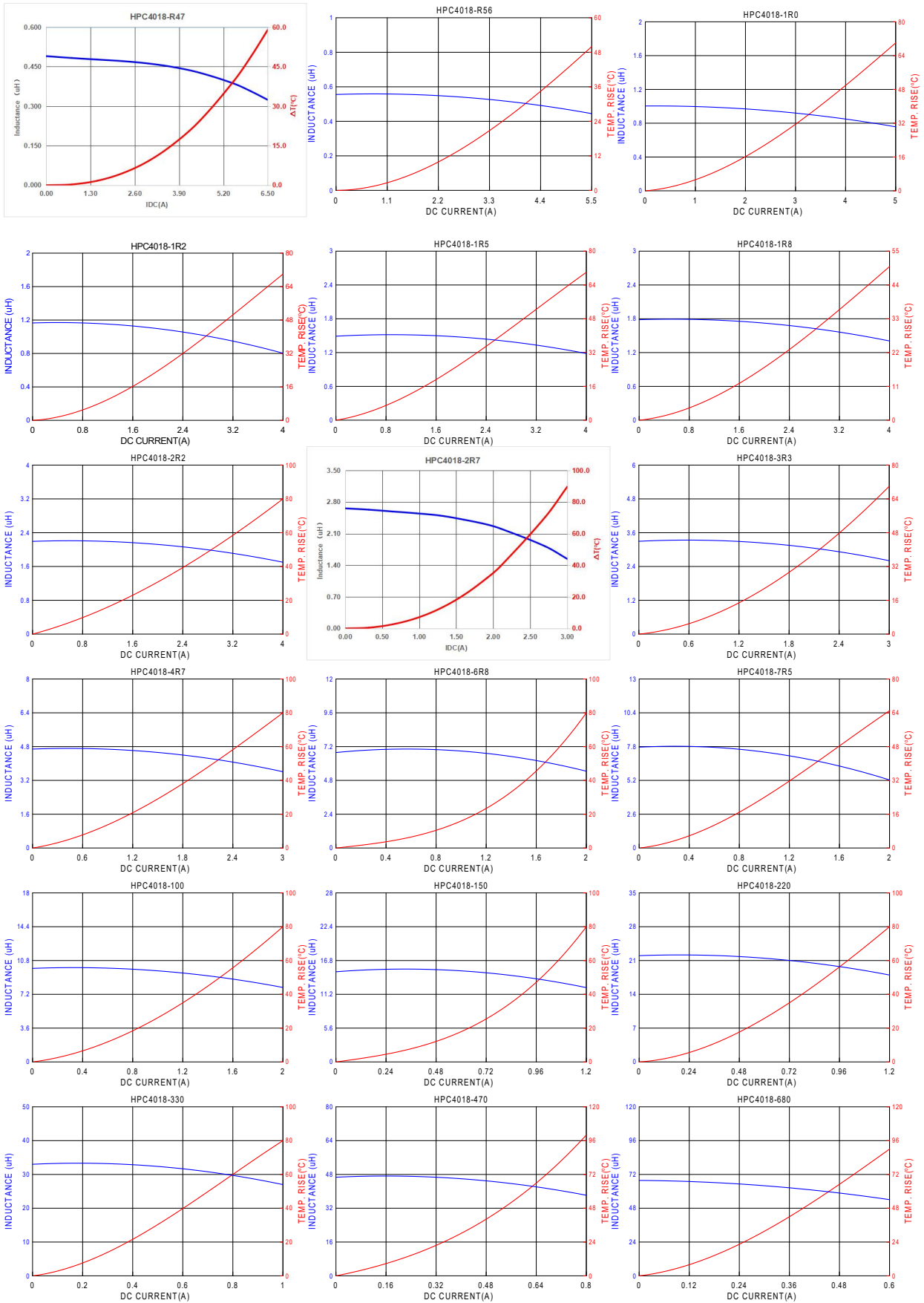
4. Specification

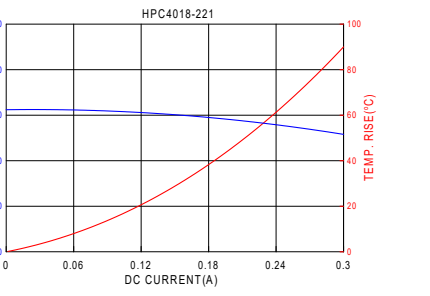
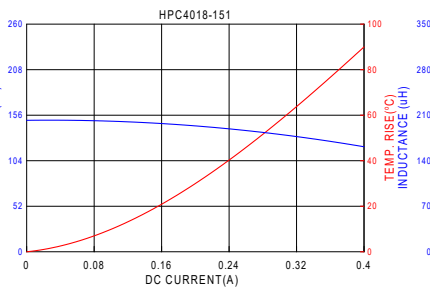
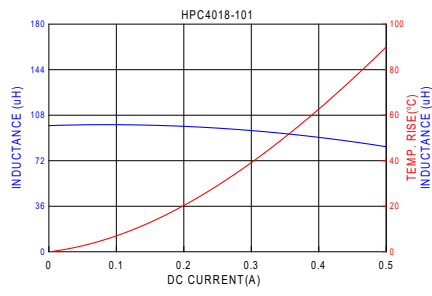
Part Number	Inductance (uH)	Tolerance (%)	Test Frequency (Hz)	SRF (MHz) min.	DCR (Ω) ±20%	I rms (A)	I sat (A)
HPC4018BM-R47M	0.47	±20%	1V100K	151	0.015	5.50	6.00
HPC4018BM-R56M	0.56	±20%	1V100K	100	0.019	4.50	5.00
HPC4018BM-1R0Y	1.0	±30%	1V100K	90	0.027	3.20	4.00
HPC4018BM-1R2Y	1.2	±30%	1V100K	82	0.030	2.80	3.70
HPC4018BM-1R5Y	1.5	±30%	1V100K	75	0.037	2.40	3.30
HPC4018BM-1R8M	1.8	±20%	1V100K	67	0.040	2.30	3.20
HPC4018BM-2R2M	2.2	±20%	1V100K	60	0.042	2.20	3.00
HPC4018BM-2R7M	2.7	±20%	1V100K	75	0.050	2.10	2.60
HPC4018BM-3R3M	3.3	±20%	1V100K	45	0.055	2.00	2.30
HPC4018BM-4R7M	4.7	±20%	1V100K	35	0.070	1.70	2.00
HPC4018BM-6R8M	6.8	±20%	1V100K	30	0.098	1.45	1.60
HPC4018BM-7R5M	7.5	±20%	1V100K	42	0.120	1.35	1.50
HPC4018BM-100M	10	±20%	1V100K	25	0.150	1.20	1.30
HPC4018BM-150M	15	±20%	1V100K	18	0.210	0.85	1.10
HPC4018BM-220M	22	±20%	1V100K	15	0.290	0.72	0.90
HPC4018BM-330M	33	±20%	1V100K	12	0.460	0.55	0.70
HPC4018BM-470M	47	±20%	1V100K	10	0.650	0.44	0.60
HPC4018BM-680M	68	±20%	1V100K	8.3	1.00	0.32	0.52
HPC4018BM-101M	100	±20%	1V100K	6.5	1.45	0.28	0.42
HPC4018BM-151M	150	±20%	1V100K	5.5	2.30	0.22	0.34
HPC4018BM-221M	220	±20%	1V100K	4.0	3.80	0.17	0.275

Note:

- Isat: Saturation Current (Isat) will cause L0 to drop approximately 30%.
- Irms: Heat Rated Current (Irms) will cause the coil temperature rise approximately ΔT of 40°C.
- Rated DC Current: The less value which is Irms or Isat.

5. Typical Performance Curves





X-ON Electronics

Largest Supplier of Electrical and Electronic Components

Click to view similar products for [Fixed Inductors](#) category:

Click to view products by [Tai-Tech](#) manufacturer:

Other Similar products are found below :

[MLZ1608M6R8WTD25](#) [MLZ1608N6R8LT000](#) [MLZ1608N3R3LTD25](#) [MLZ1608N3R3LT000](#) [MLZ1608N150LT000](#)
[MLZ1608M150WTD25](#) [MLZ1608M3R3WTD25](#) [MLZ1608M3R3WT000](#) [MLZ1608M150WT000](#) [MLZ1608A1R5WT000](#)
[MLZ1608N1R5LT000](#) [B82432C1333K000](#) [PCMB053T-1R0MS](#) [PCMB053T-1R5MS](#) [PCMB104T-1R5MS](#) [CR32NP-100KC](#) [CR32NP-151KC](#) [CR32NP-180KC](#) [CR32NP-181KC](#) [CR32NP-1R5MC](#) [CR32NP-390KC](#) [CR32NP-3R9MC](#) [CR32NP-680KC](#) [CR32NP-820KC](#)
[CR32NP-8R2MC](#) [CR43NP-390KC](#) [CR43NP-560KC](#) [CR43NP-680KC](#) [CR54NP-181KC](#) [CR54NP-470LC](#) [CR54NP-820KC](#) [CR54NP-8R5MC](#)
[ET3542-057](#) [MGDQ4-00004-P](#) [MGDU1-00016-P](#) [MHL1ECTTP18NJ](#) [MHL1JCTTD12NJ](#) [PE-51506NL](#) [PE-53601NL](#) [PE-53630NL](#) [PE-53824SNLT](#) [PE-62892NL](#) [PE-92100NL](#) [PG0434.801NLT](#) [PG0936.113NLT](#) [PM06-2N7](#) [PM06-39NJ](#) [HC2LP-R47-R](#) [HC2-R47-R](#) [HC3-2R2-R](#)