



Lead-Free Current Sensing Resistors
RLM Series
(Halogen-Free)

Document No	TRLM-100S005D
Issued date	2017/12/21
page	1/6

1. Scope :

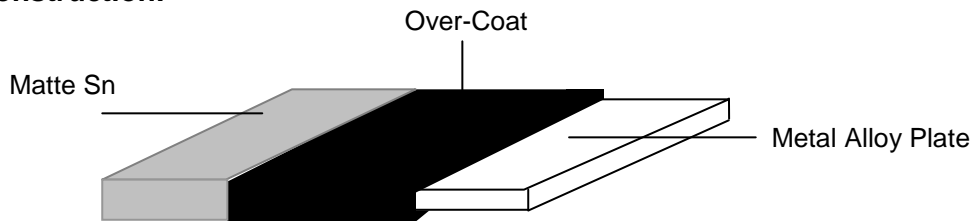
This specification applied to the products of Lead-Free current sensing resistor of metal foil for Lead-Free RLM series manufactured by TA-I TECHNOLOGY CO.,LTD.

2. Type Designation :

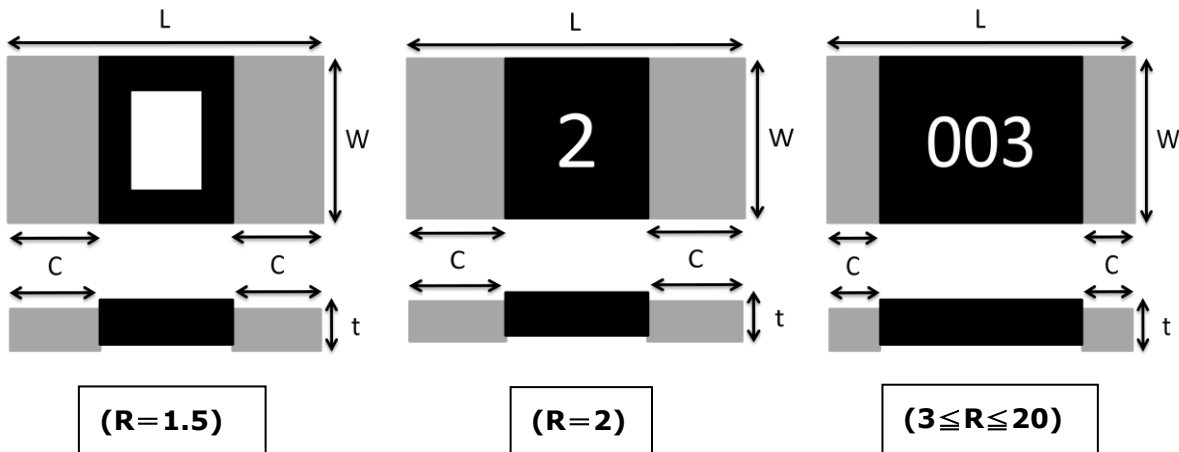
<u>RLM</u> Item	<u>10</u> Series No.	<u>F</u> Resistance tolerance	<u>I</u> Packaging	<u>S</u> Power Rating	<u>M</u> Metal	<u>R003</u> Resistance
10:0805(2012)		F:±1% G:±2% J:±5%	T: Paper	B=1/8W A=1/4W S=1/2W	M=MnCu	e.g : R003=3mΩ R020=20mΩ

3. Construction and Dimension :

3.1 Construction:



3.2 Dimension:



unit: mm

Style	L	W	C	t	Material
RLM10	2.0±0.1	1.25±0.1	0.65±0.2 (1 < R ≤ 2)	0.6 ±0.20	Strip : Alloy Over Coating : molding Compound UL-94V-0 grade
			0.4±0.2 (3 ≤ R ≤ 20)		



**Lead-Free Current Sensing Resistors
RLM Series
(Halogen-Free)**

Document No	TRLM-100S005D
Issued date	2017/12/21
page	2/6

4. Features:

Type	RLM10
Power Rating	1/8W 、 1/4W 、 1/2W
Resistance Value	1.5~20 mΩ
Operation Temperature Range	-55℃ ~+170℃
Temperature Coefficient of Resistance	±50ppm/℃
Tolerance	±1% 、 ±2% 、 ±5%
Insulation Resistance	Over 100MΩ
Maximum Working Voltage(V)	(P*R) ^{1/2}

5. Reliability Tests :

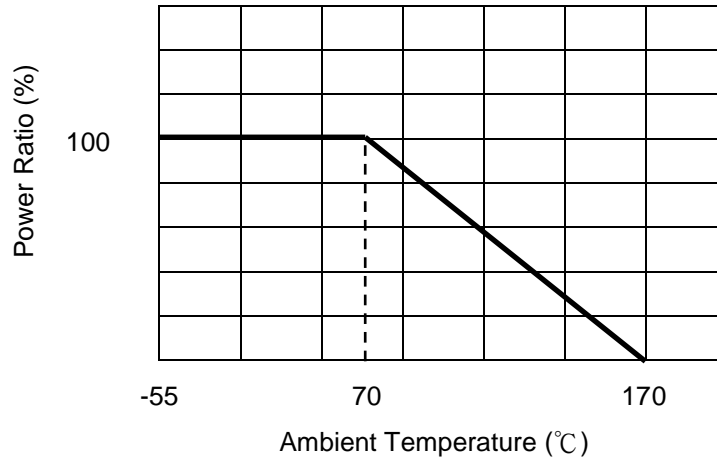
Test Items	Reference standard	Condition of Test	Test Limits
Temperature Coefficient of Resistance	IEC60115-1 4.8 JIS C 5201-1 4.8	+25℃ ~ +125℃	Refer 4.0
Load Life	IEC60115-1 4.25.1 JIS C 5201-1 4.25.1	1000hours at rated power, 70℃, 1.5hours "ON", 0.5hour "OFF"	< ±1%
Short Time Overload	IEC60115-1 4.13 JIS C 5201-1 4.13	5 X rated power for 5s	< ±0.5%
Moisture no Load	IEC60115-1 4.24.2.1a) JIS C 5201-1 4.24.2.1a)	85℃, 85%RH, 1000hrs	< ±1%
Temperature cycle	IEC60115-1 4.19 JIS C 5201-1 4.19	-55℃ & +155℃, 300cycle, 15min per extreme condition	< ±1%
Resistance to Soldering Heat	IEC60115-1 4.18 JIS C 5201-1 4.18	260±5℃ for10±1 sec	< ±0.5%
Solderability	IEC60115-1 4.17 JIS C 5201-1 4.17	245±5℃, 2±0.5sec	At least 95% of surface area of electrode shall be covered with new solder
High Temperature Exposure	IEC60115-1 4.23.2 JIS C 5201-1 4.23.2	170℃, 1000hrs	< ±1%
Low Temperature Storage	EC60115-1 4.23.4 JIS C 5201-1 4.23.4	-55℃, 1000hrs	<±0.5%
Substrate Bending	IEC60115-1 4.33 JIS C 5201-1 4.33	Bending width 2mm	< ±1%
Insulation Resistance	IEC60115-1 4.6 JIS C 5201-1 4.6	100V DC for 1 minute	>100 MΩ



**Lead-Free Current Sensing Resistors
RLM Series
(Halogen-Free)**

Document No	TRLM-100S005D
Issued date	2017/12/21
page	3/6

5.1 Derating Curve



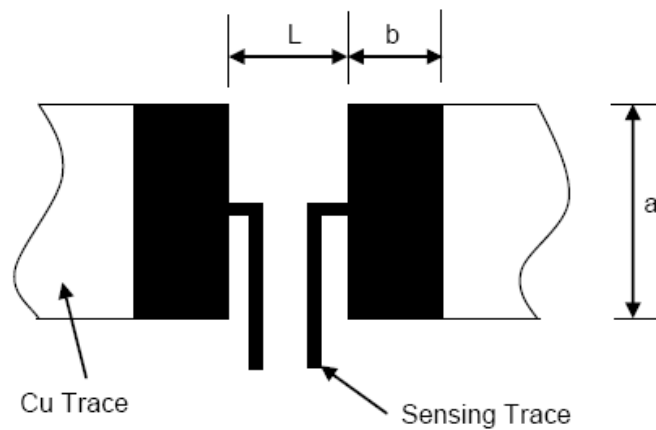
5.2 Rated Current

The rated current is calculated by the following formula:

$$I = \sqrt{P \div R}$$

I: Rated Current(A)
P: Rated Power(W)
R: Resistance Value(Ω)

6. Recommended Solder Pad Dimension



Resistance Range (Ω)	a	b	L
0.0015~0.002	1.4	1.15	0.7
0.003~0.020	1.4	1.15	1.

Unit: mm



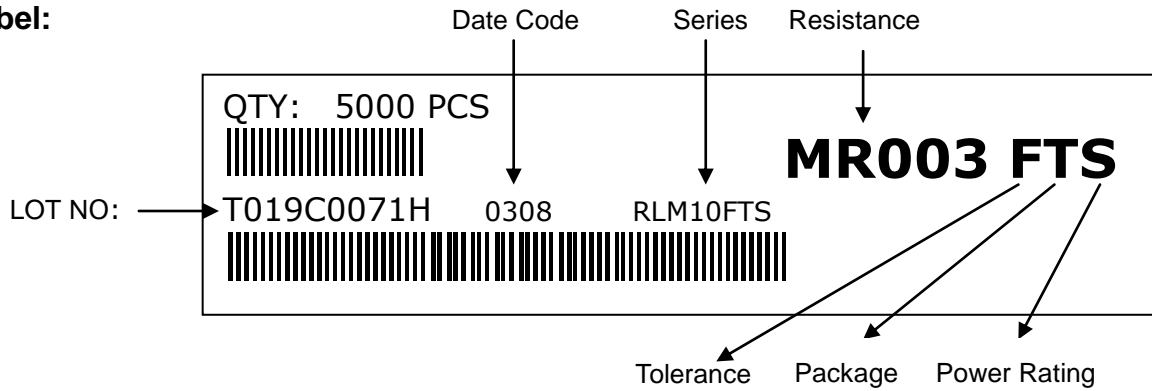
**Lead-Free Current Sensing Resistors
RLM Series
(Halogen-Free)**

Document No	TRLM-100S005D
Issued date	2017/12/21
page	4/6

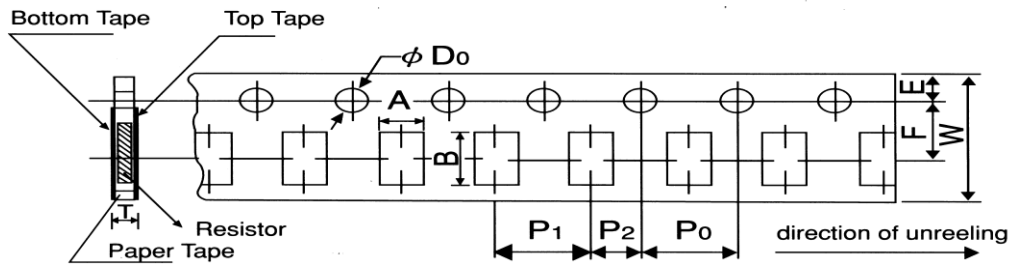
7. Number of Package:

5000 Pieces / package

8. Label:



9. Taping



Packing	Type	A	B	W	F	E	P_1	P_2	P_0	D_0	T
Paper Tape	RLM10	1.6±0.15	2.4±0.2	8.0±0.2	3.5±0.05	1.75±0.1	4.0±0.1	2.0±0.1	4.0±0.1	+0.1 Φ 1.5 -0	0.84±0.1

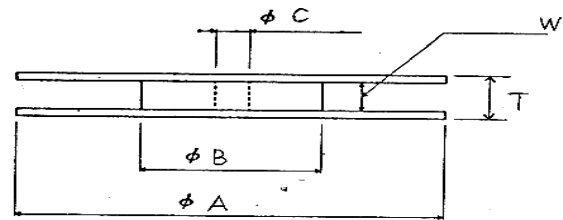
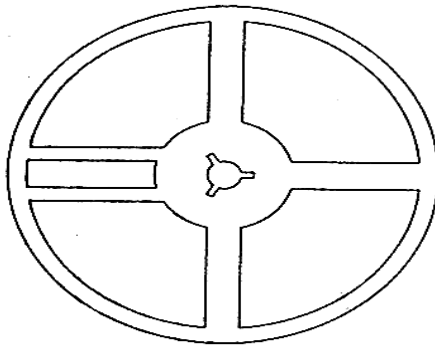
Unit:mm



**Lead-Free Current Sensing Resistors
RLM Series
(Halogen-Free)**

Document No	TRLM-100S005D
Issued date	2017/12/21
page	5/6

10. Reel Specification

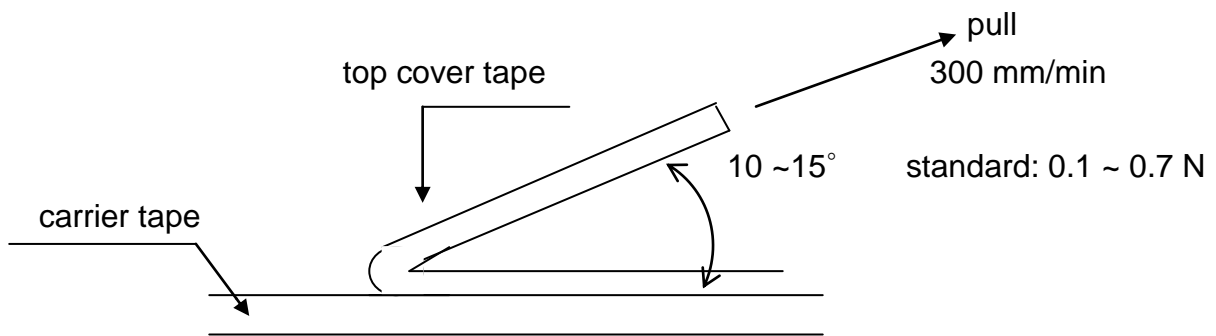


Series	ϕA	ϕB	ϕC	W	T
RLM 10	178.0 ± 2.0	60.0 ± 1.0	13.0 ± 1.0	9.0 ± 1.0	11.4 ± 1.0

Unit: mm

11. Peeling Strength of Top Cover Tape

Peel – off force of paper and blister tape is in accordance with “JIS ”
that is , 0.1 to 0.7 N at a peel-off speed of 300 mm / minute.



12. Storage Conditions:

Temperature: 5°C ~35°C, Humidity: 40%~75%

13. Shelf Life:

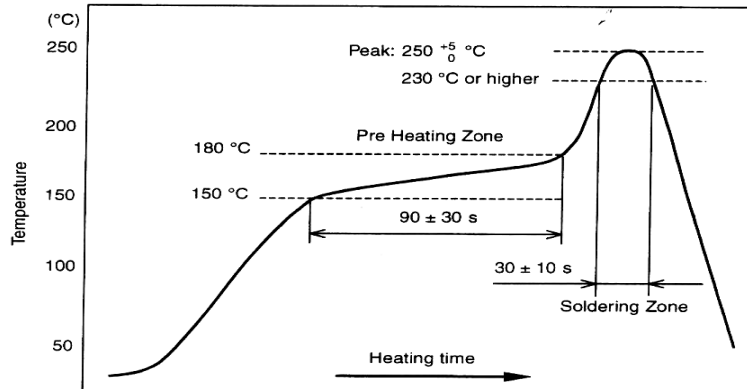
2 years from manufacturing date.



**Lead-Free Current Sensing Resistors
RLM Series
(Halogen-Free)**

Document No	TRLM-100S005D
Issued date	2017/12/21
page	6/6

14. Recommend IR – Reflow profile : (solder : Sn96.5 / Ag3 / Cu0.5)



Peak : $260 \begin{matrix} +5 \\ -5 \end{matrix} \text{ }^{\circ}\text{C}$, 10 ± 1 sec

Pre – heat Zone : 150 to 180 °C , 90 ± 30 sec

Soldering Zone : 230°C or higher , 30 ± 10 sec

Iron Solder: 350 ± 10 °C , $3 + 1 / - 0$ sec

15. ECN

Engineering Change Notice: The customer will be informed with ECN if there is significant modification on the characteristics and materials described in Approval Sheet.

16. Manufacturing Country & City :

TA-I TECHNOLOGY CO., LTD. (Taiwan– Tao Yuan)

Tel: (+886) 3-3246169 Fax : (+886) 3-3246167

Associated companies :

(1)TA-I TECHNOLOGY (SU ZHOU) CO., LTD. (China – Su Zhou)

Tel :(+86) 512-63457879 Fax : (+86) 512-63457869

(2) TA-I TECHNOLOGY ELECTRONIC (DONGGUAN) CO., LTD. (China –Dongguan)

Tel : (+86) 769-8339-4790~3 Fax : (+86) 769-8339-4794

(3) TAI OHM ELECTRONICS (M) SDN. BHD. (Malaysia –Penang)

Tel : 604- 3900480 Fax : 604-3901481

(4) P.T.TAI ELECTRONICS Indonesia (Indonesia – Jakarta)

Tel : 62-21-89830123 Fax : 62-21-89830703

X-ON Electronics

Largest Supplier of Electrical and Electronic Components

Click to view similar products for [Current Sense Resistors - SMD category:](#)

Click to view products by [TA-I Tech manufacturer:](#)

Other Similar products are found below :

[CRL0603-FW-R700ELF](#) [PFS35-200RF1](#) [NPS 2-T126 5.000 OHM 1%](#) [PFS35-0R01J1](#) [PFS35-0R05J1](#) [PFS35-5RF1](#) [CD2015FC-0.10-1%](#)
[PR2512FKF7W0R004L](#) [RC1005F124CS](#) [RL73K3AR56JTDF](#) [RL7520WT-R001-F](#) [RL7520WT-R009-G](#) [RL7520WT-R020-F](#) [LRC-](#)
[LR2512LF-01-R820J](#) [WR06X104JGLJ](#) [TL2BR01F](#) [65709-330](#) [SP1R12J](#) [RL7520WT-R039-G](#) [RL7520WT-R002-F](#) [LRF2010-R003JW](#)
[KRL1632E-C-R200-F-T5](#) [KRL1632E-C-R200-F-T1](#) [RLP73M1ER051FTDF](#) [RLP73M2AR075FTDF](#) [RLP73M1JR051FTDF](#)
[SR731ERTTP5R10F](#) [SR731ERTTP100J](#) [SR731ERTTP6R80F](#) [SR731ERTTP4R70F](#) [SR731ERTTP2R20F](#) [SR731ERTTP3R90F](#)
[SR731ERTTP1R00F](#) [SR731ERTTP10R0F](#) [SR731ERTTP2R00F](#) [SR731ERTTP8R20F](#) [SR731ERTTP3R9J](#) [SR731ERTTP8R2J](#)
[SR731ERTTP2R0J](#) [SR731ERTTP4R7J](#) [SR731ERTTP9R1J](#) [SR731ERTTP1R0J](#) [SR731ERTTP2R2J](#) [SR731ERTTP5R1J](#) [SR731ERTTP6R8J](#)
[SR731ERTTP9R10F](#) [RCWE2512R180FKEA](#) [FCSL64R007JER](#) [LRF1206-R018FW](#) [TLR2B10DR022FTDG](#)