



**High Power Current Sensing Resistors RLP Series
(Halogen-Free)
AEC-Q 200-Ver D qualified**

| | |
|-------------|---------------|
| Document No | TRLP-250S011G |
| Issued date | 2021/07/28 |
| page | 1/6 |

1. Scope :

This specification applied to the products of current sensing resistor of metal plate for Lead-Free RLP series manufactured by TA-I TECHNOLOGY CO.,LTD.

2. Type Designation :

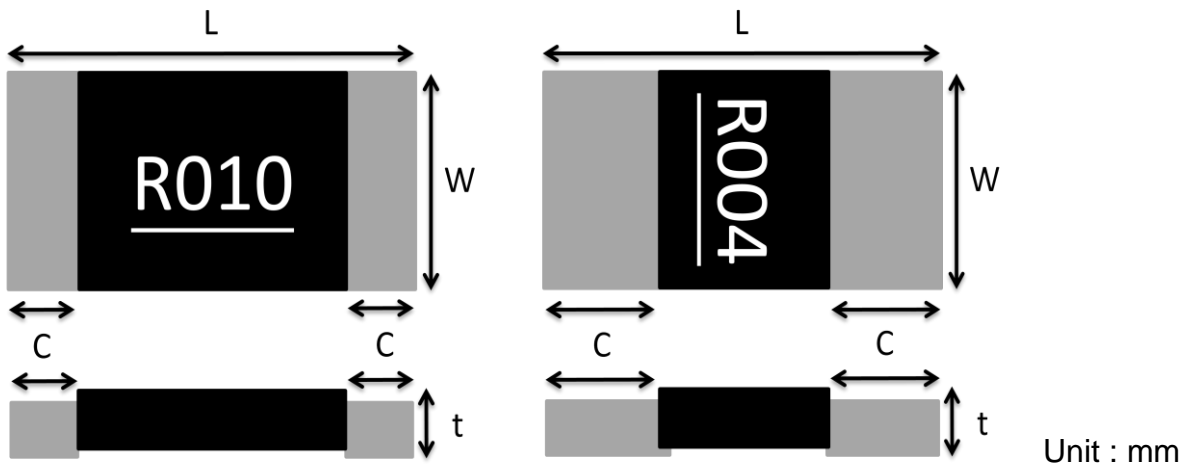
| <u>R</u> L <u>P</u> Item | <u>2</u> 5 Series No. | <u>E</u> Resistance tolerance | <u>E</u> Packaging | <u>C</u> Power rating | <u>M</u> Metal | <u>R</u> 0 <u>1</u> 0 Resistance |
|-----------------------------|-----------------------------|-------------------------------------|-----------------------|--------------------------------|-------------------|-------------------------------------|
| | 25:2512 (6432) | F:±1% G:±2% J:±5% | E: Embossed Tape | C=1W D=1.5W E=2W G=3W | M=Mn/Cu | e.g : R010=10mΩ |

3. Construction and Dimension :

3.1 Construction:



3.2 Dimension:



| Style | L | W | C | T | Material |
|-------|---------|---------|----------------|-----------|--|
| RLP25 | 6.4±0.2 | 3.2±0.2 | 2.0±0.2(≤4mΩ) | 0.9 ±0.20 | Strip : Alloy Over Coating : molding Compound UL-94V-0 grade |
| | | | 0.9±0.2(R>4mΩ) | | |



**High Power Current Sensing Resistors RLP Series
(Halogen-Free)
AEC-Q 200-Ver D qualified**

| | |
|-------------|---------------|
| Document No | TRLP-250S011G |
| Issued date | 2021/07/28 |
| page | 2/6 |

4. Features:

| | |
|---------------------------------------|---|
| Type | RLP25 |
| Power Rating | $1\text{ m}\Omega \leq R \leq 70\text{m}\Omega$ (1W、1.5W、2W、3W) |
| Resistance Value | $1\text{ m}\Omega \sim 70\text{m}\Omega$ |
| Operation Temperature Range | $-55^{\circ}\text{C} \sim +170^{\circ}\text{C}$ |
| Temperature Coefficient of Resistance | $\pm 50\text{ppm}/^{\circ}\text{C}$ |
| Tolerance | $\pm 1\%, \pm 2\%, \pm 5\%$ |
| Insulation Resistance | Over $100\text{M}\Omega$ |
| Maximum Working Current(I) | $(P/R)^{1/2}$ |

Note: For 2&3watts, copper foil minimum thickness of PCB : $105\mu\text{m}$

5. Reliability Tests :

| Test Items | Reference | Condition of Test | Test Limits |
|---------------------------------------|------------------------|---|---------------|
| Temperature Coefficient of Resistance | IEC60115-1 4.8 | $+25 \sim 125^{\circ}\text{C}$ | Refer 4.0 |
| High Temperature Exposure(Storage) | MIL-STD-202 Method 108 | $T=125^{\circ}\text{C}$, 1000hrs, Measurement at 24hrs after test conclusion. | $< \pm 1\%$ |
| Low temperature operation | IEC60115-1 4.23.4 | -55°C for 45 min | $< \pm 0.5\%$ |
| Temperature Cycling | JESD22 Method JA-104 | 1000Cycle (-55°C to 125°C), Measurement at 24hrs after test conclusion. | $< \pm 0.5\%$ |
| Short time overload | IEC60115-1 4.13 | 5 X rated power for 5s | $< \pm 0.5\%$ |
| Biased Humidity | MIL-STD-202 Method 103 | 10% Rated power at 85°C , RH:85% , 1000Hrs, Measurement at 24hrs after test conclusion. | $< \pm 0.5\%$ |
| Operation life | MIL-STD-202 Method 108 | 1000 h at $+70^{\circ}\text{C}$, 1.5 h "ON", 0.5 h "OFF" | $< \pm 1\%$ |
| Resistance to Soldering Heat | IEC60115-1 4.18 | $T=260\pm 5^{\circ}\text{C}$ solder, 10 \pm 1 sec dwell | $< \pm 0.5\%$ |
| Mechanical Shock | MIL-STD-202 Method 213 | 100g's , Normal duration is 6ms , half sine shock pulse | $< \pm 0.5\%$ |
| Resistance to vibration | MIL-STD-202 Method 204 | 5g's for 20min. 12cycles, 10-2000Hz | $< \pm 0.5\%$ |
| Board Flex | AEC-Q200-005 | Min 2mm deflection , 60sec. | $< \pm 0.5\%$ |
| Flammability | UL-94 | V-0 or V-1 are acceptable, Electrical test not required | |



5.1 Derating Curve



5.2 Rated Current

The rated voltage is calculated by the following Formula:

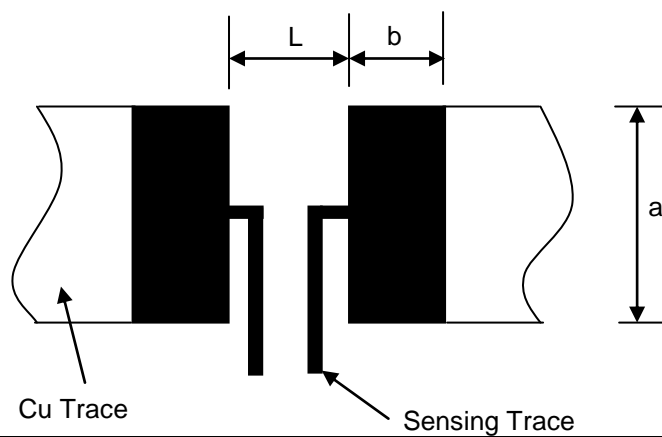
$$I = \sqrt{P \div R}$$

I:Rated Current(I)

P:Rated Power(W)

R:Resistance Value(Ω)

6. Recommended Solder Pad Dimension



| Resistance Range (Ω) | a | b | L |
|----------------------|-----|-----|-----|
| R > 0.004 | 4.0 | 2.1 | 4.1 |
| R ≤ 0.004 | 4.0 | 3.1 | 1.3 |

Unit: mm



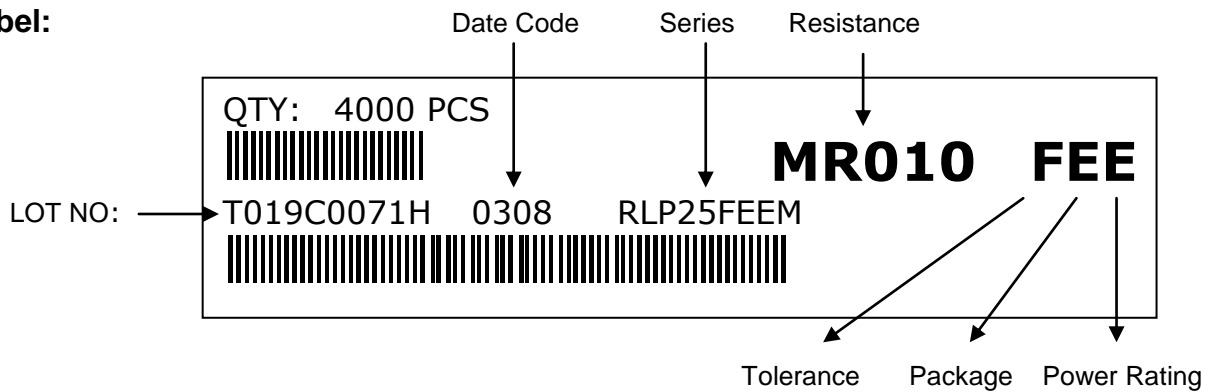
High Power Current Sensing Resistors RLP Series
(Halogen-Free)
AEC-Q 200-Ver D qualified

| | |
|-------------|---------------|
| Document No | TRLP-250S011G |
| Issued date | 2021/07/28 |
| page | 4/6 |

7. Number of Package:

4000 Pieces / package

8. Label:



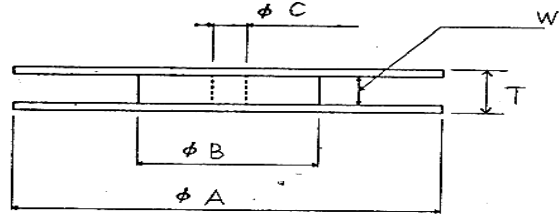
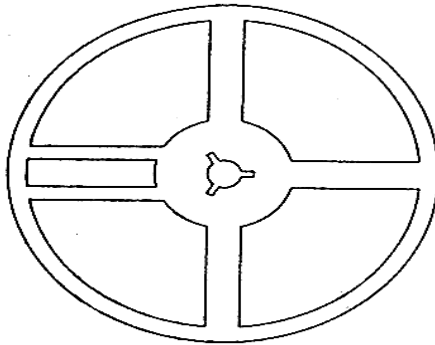
9. Taping



| Packing | Type | A | B | W | F | E | P ₁ | P ₂ | P ₀ | D ₀ | t |
|---------|-------|---------|---------|---------|----------|----------|----------------|----------------|----------------|-------------------------|----------|
| Emboss | RLP25 | 3.6±0.2 | 6.9±0.2 | 12.±0.2 | 5.5±0.05 | 1.75±0.1 | 4.0±0.1 | 2.0±0.05 | 4.0±0.05 | ϕ 1.5 (+0.1/-0) | 1.2±0.15 |



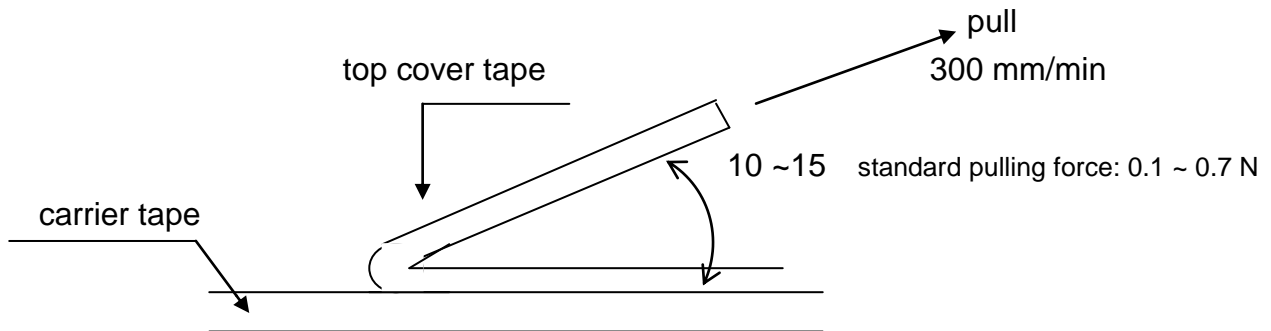
10. Reel Specification



| Series | ϕA | ϕB | ϕC | W | T |
|--------|---------------------------------|----------|----------|----------|----------|
| RLP 25 | 180 ⁺⁰ ₋₃ | 60 ±1.0 | 13.0±1.0 | 13.0±1.0 | 15.4±2.0 |

11. Peeling Strength of Top Cover Tape

Test Condition: 0.1 to 0.7 N at a peel-off speed of 300 mm / min.



12. Storage Conditions:

Temperature: 5°C ~35°C, Humidity: 40% ~75%

13. Shelf Life:

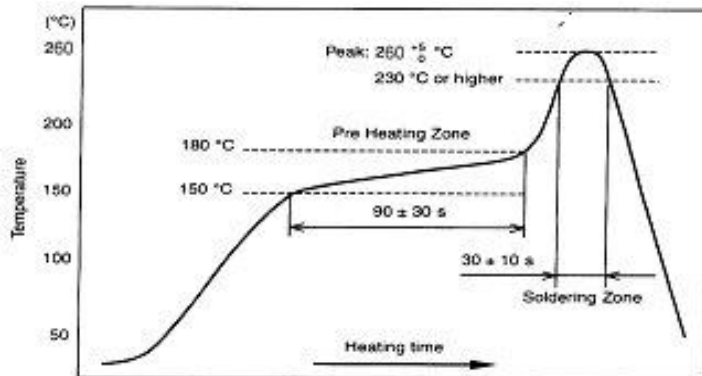
2 years from manufacturing date.



High Power Current Sensing Resistors RLP Series
(Halogen-Free)
AEC-Q 200-Ver D qualified

| | |
|-------------|---------------|
| Document No | TRLP-250S011G |
| Issued date | 2021/07/28 |
| page | 6/6 |

14. Recommend IR – Reflow profile: (solder: Sn96.5 / Ag3 / Cu0.5)



Peak : 260 $\begin{matrix} + 5 \\ - 0 \end{matrix}$ °C , 5 sec

Pre – heat zone : 150 to 180 °C, 90±30 sec

Soldering zone : 230°C or higher , 30±10 sec

Iron Solder:350±10°C , 3+1/-0 sec

15. ECN

Engineering Change Notice: The customer will be informed with ECN if there is significant modification on the characteristics and materials described in approval sheet.

16. Manufacturing Country & City :

TA-I TECHNOLOGY CO., LTD. (Taiwan– Tao Yuan)

Tel: (+886) 3-3246169 Fax : (+886) 3-3246167

Associated companies :

(1)TA-I TECHNOLOGY (SU ZHOU) CO., LTD. (China – Su Zhou)

Tel :(+86) 512-63457879 Fax : (+86) 512-63457869

(2) TA-I TECHNOLOGY ELECTRONIC (DONGGUAN) CO., LTD. (China –Dongguan)

Tel : (+86) 769-8339-4790~3 Fax : (+86) 769-8339-4794

(3) FORTUNE TASK RESISTOR FACTORY (China – Dongguan)

Tel : (+86) 769-8339-4790~3 Fax : (+86) 769-8339-4794

(4) TAI OHM ELECTRONICS (M) SDN. BHD. (Malaysia – Penang)

Tel :(+60) 4- 3900480 Fax : (+60) 4-3901481

(5) P.T.TAI ELECTRONIC Indonesia (Indonesia – Jakarta)

Tel :(+62) 21-44820254 Fax : (+62) 21-44820256

X-ON Electronics

Largest Supplier of Electrical and Electronic Components

Click to view similar products for [Current Sense Resistors - SMD category:](#)

Click to view products by [TA-I Tech manufacturer:](#)

Other Similar products are found below :

[CRL0603-FW-R700ELF](#) [PFS35-200RF1](#) [NPS 2-T126 5.000 OHM 1%](#) [PFS35-0R01J1](#) [PFS35-0R05J1](#) [PFS35-5RF1](#) [CD2015FC-0.10-1%](#)
[PR2512FKF7W0R004L](#) [RC1005F124CS](#) [RL73K3AR56JTDF](#) [RL7520WT-R001-F](#) [RL7520WT-R009-G](#) [RL7520WT-R020-F](#) [LRC-](#)
[LR2512LF-01-R820J](#) [WR06X104JGLJ](#) [TL2BR01F](#) [65709-330](#) [SP1R12J](#) [RL7520WT-R039-G](#) [RL7520WT-R002-F](#) [LRF2010-R003JW](#)
[KRL1632E-C-R200-F-T5](#) [KRL1632E-C-R200-F-T1](#) [RLP73M1ER051FTDF](#) [RLP73M2AR075FTDF](#) [RLP73M1JR051FTDF](#)
[SR731ERTTP5R10F](#) [SR731ERTTP100J](#) [SR731ERTTP6R80F](#) [SR731ERTTP4R70F](#) [SR731ERTTP2R20F](#) [SR731ERTTP3R90F](#)
[SR731ERTTP1R00F](#) [SR731ERTTP10R0F](#) [SR731ERTTP2R00F](#) [SR731ERTTP8R20F](#) [SR731ERTTP3R9J](#) [SR731ERTTP8R2J](#)
[SR731ERTTP2R0J](#) [SR731ERTTP4R7J](#) [SR731ERTTP9R1J](#) [SR731ERTTP1R0J](#) [SR731ERTTP2R2J](#) [SR731ERTTP5R1J](#) [SR731ERTTP6R8J](#)
[SR731ERTTP9R10F](#) [RCWE2512R180FKEA](#) [FCSL64R007JER](#) [LRF1206-R018FW](#) [TLR2B10DR022FTDG](#)